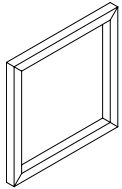


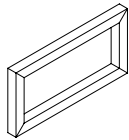
Square One

Statement of Line

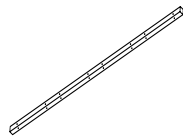
Square One is the clean, simple way to provide space division, functionality, and architectural design to any zone within the working environment. With individual building blocks that securely connect to one another and accessories like dry erase boards, barn doors, planter boxes, acrylic inserts, and tackable and acoustical panels, your personalization of Square One is only limited to your imagination.



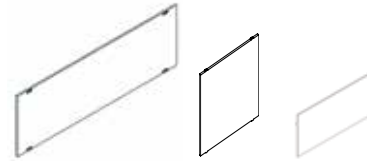
24"x24" Block



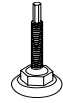
24"x12" Block



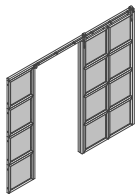
End Caps, Corner Posts, T-Connector Beams, X-Connector Beams, and Horizontal Beam Spanners



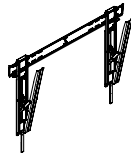
Dry Erase Boards, Tackable and Acoustical Panels, Acrylic and Acoustical Inserts



Leveling Glide Kits



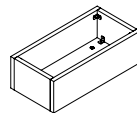
Barn Door Wall



TV Mounts



Vesta Power Center



Planter Boxes



Tic-Tac-Toe Foam Game Set

