



SEATING + SOCC TABLES

PRICING EFFECTIVE AUGUST 1, 2022

Indiana
FURNITURE

Being over a century old hasn't slowed us down! Sure, we are still the reliable, ethical company that was born in southern Indiana, steeped in quality, craftsmanship, and service. But have you seen our latest introductions? We are making a splash with design and challenging the concept of modern offices. Go ahead. Take a look. You know you want to.

Our Pledge to People + Our Planet.

We've been making wood furniture longer than just about anyone...and we want to be doing so for a long time to come. That's a large part of why we take a stewardship approach to our resources. We believe that environmental sustainability and business profits need not be mutually exclusive. They can and should exist side by side in a mutually beneficial relationship. And for more than a century, we've been showing how it's done.

We've proven our commitment to a sustainable future by supporting the standards and programs that protect our home planet and human health. Whether it's local sourcing, reducing contaminants, implementing wellness and safety programs, or diverting waste from landfills, social responsibility is a part of every decision we make at Indiana Furniture.

One of the surest ways to reduce our impact on the planet is to make and buy things that last. And this one's a natural for us. Our products are made with craftsmanship and attention to detail that are a part of our more than a century-long legacy in wood manufacturing. And our products are backed by our 12-year warranty, which facilitates maintenance, servicing and reassembly.

All of our product lines:

- Are manufactured and assembled in the USA,
- Meet or exceed Indoor Air quality standards*,
- Meet or exceed BIFMA level® Sustainability standards and certification*,
- Conform to the BIFMA Compliance standards*,
- Comply with TSCA Title VI (CARB) standards,
- and can contribute to U.S. Green Building's LEED Program.

To learn more, simply go to www.IndianaFurniture.com/resources.



Ease of Specification

Whether you're looking to specify your office spaces or simply to visualize them in the options and surface materials you are desiring, we make it easy. You can find the entire Indiana Furniture portfolio on the following third-party, space-planning platforms.



* Recently launched or new products may still be in testing; Cush Pillows is currently not BIFMA Compliant due to no available compliance test.

General Information & Conditions of Sale	2
Warranty	3
Seating	5
General Seating Information	6
Amery Swivel + Guest Seating (150 Series)	7
Bailey Swivel, Guest, Lounge + Tables (720 Series)	11
Bakerstreet Lounge (400 Series)	19
Bliss Lounge (375 Series)	21
Bow Tie Guest Seating + Stools (170 Series)	25
Brea Guest Seating (510 Series)	27
Breman Swivel + Guest Seating (180 Series)	29
Britta Guest, Lounge + Tables (230 Series)	33
Carreta Lounge (440 Series)	39
Cirka Guest Seating (200 Series)	49
Clutch Task + Swivel Seating (580 Series)	51
Delphi Guest + High Capacity Seating (260 Series)	53
Fifteen Lounge + Tables by Edge Design (15 Series)	57
Fifteen Pods + Tables by Edge Design (15 Series)	79
Gleem Guest + High Capacity Seating (390 Series)	91
Gleem+ Guest + Bariatric Seating (390 Series)	97
Halsted Guest Seating (160 Series)	109
Inspiration Guest, Tandem + Tables (480 Series)	111
Isla Lounge + Tables (370 Series)	117
Joy Task + Swivel Seating (850 Series)	135
Kennerly Swivel + Guest Seating (130 Series)	143
KickStart Lounge + Tables (550 Series)	147
Marquee Guest Seating (420 Series)	169
Me, Myself, and I Seating + Tables by Edge Design (MMI Series)	171
Natta Benches, Stools + Tables by Edge Design (NA Series)	173
Plush Lounge + Tables (620 Series)	177
Polka Lounge/Bench (PKL Series)	195
Portia Lounge (570 Series)	201
Reminisce Swivel + Guest Seating (110 Series)	203
Rockstar Task + Swivel (100 Series)	207
Runna Pouffes/Lounge by Edge Design (RU Series)	211
Spirit Guest, Lounge & Tables by Edge Design (S Series)	213
Trift Guest Seating (980 Series)	219
Triple Play Multi-Height Lounge/Bench (3 Series)	225
Vive Guest Seating (300 Series)	227
Accents	229
Cush Pillows	230
COM/COL & Graded-In Programs	233
Occasional Tables	258
General Occasional Tables Information	260
Arlington End, Lamp + Magazine Tables (2900 Series)	261
Bailey End + Cocktail Tables (720 Series)	263
Britta End + Cocktail (230 Series)	267
Canvas End + Magazine Tables (6600 Series)	269
Cicero End, Lamp, Magazine + Console Tables (290 Series)	271
Gesso End + Magazine Tables (6500 Series)	273
Inspiration Lamp + Magazine Tables (480 Series)	275
Isla End, Lamp + Magazine Tables (370 Series)	277
Jefferson End, Lamp & Magazine Tables (4600 Series)	279
Jot Auxiliary, End, Cocktail + Console Tables (410 Series)	281
Madera End, Lamp + Magazine Tables (1400 Series)	285
Me, Myself & I Tables by Edge Design (MMI Series)	287
Phoenix End + Magazine Tables (2100 Series)	289
Plush Cocktail Tables (620 Series)	291
Spirit Tables by Edge Design (S Series)	295
Topsy Turvy End, Magazine + Console Tables (521 Series)	297

ORDERING INFORMATION

All orders should be emailed to neworders@indianafurniture.com. Orders can be faxed to 812-482-9035 or mailed to:

Indiana Furniture
P.O. Box 270
1224 Mill Street
Jasper, IN 47547-0270

ORDER PROCEDURE

All orders must include purchase order number, billing address, ship-to address and phone number, and any special instructions.

When ordering casegoods or tables, give complete quantity, model number, finish and any other options.

When ordering seating, give complete quantity, model number, finish, fabric and any other options.

Within each series, an example of "How to Order" is illustrated at the beginning of each series section. For further clarification of order procedure, contact Customer Service.

PRICING

All prices shown are suggested retail prices F.O.B. Point of Origin, freight prepaid and allowed to one continental US destination. Prices, specifications and materials are subject to change without notice. Possession and/or distribution of this price list does not in itself constitute an offer to sell. Orders can be received only from authorized Indiana Furniture dealers. Orders will be billed at prices prevailing at time of shipment, unless acknowledged prior to the effective date of the price change, in which case billing will be at the price acknowledged.

ACKNOWLEDGMENT

All orders will be acknowledged promptly, showing how the order was entered, its approximate shipping date and other pertinent information. This acknowledgment is the final agreement between the customer and Indiana Furniture and is the exclusive statement of the terms thereof. Please examine this acknowledgment carefully and advise Indiana Furniture immediately of any discrepancies.

BUYER'S OBLIGATION: RIGHTS OF SELLER

If Indiana Furniture shall at any time doubt Buyer's financial responsibility, Indiana Furniture may decline to make shipments hereunder except upon receipt of cash payment in advance or security or other proof of responsibility satisfactory to Indiana Furniture. If buyer fails in any way to fulfill the terms and conditions set forth herein, Indiana Furniture may defer shipments until such default is corrected. Remedies provided herein shall be in addition to, and not in lieu of other remedies. Buyer agrees to abide by payment terms as listed on invoice. Buyer shall pay all reasonable costs and expenses, including attorney and collection fees, and late fees, incurred by Seller in connection with any amounts due for goods ordered.

CANCELLATIONS AND CHANGES

Due to immediate production on build-to-order items, all orders are considered firm and are not subject to cancellation or change without approval from Indiana Furniture. All approved changes are subject to additional charges and revised lead times.

PRODUCT DESIGN AND SPECIFICATION CHANGES

Indiana Furniture reserves the right to make changes in design and construction or discontinue products without prior notice.

REPAIR CHARGES

Indiana Furniture will only pay repair charges if Customer Service gives prior written authorization. No repair charge will be paid without advance approval at which time you will be issued a repair authorization number that will allow you to invoice Indiana Furniture for the completed work.

WAREHOUSE STORAGE CHARGES

If a shipment is held beyond 14 calendar days at your request, a **.067% per calendar day** (2% per month) storage charge will be assessed. The effective date will be 14 calendar days after the acknowledged ship date. Further, the prices applied to the order will be those in effect at the time of shipment.

DAMAGED MERCHANDISE

The consignee is responsible for filing claims with the carrier for damage and shortages. Claims for both obvious and concealed damage must be filed within 15 calendar days, and the damaged merchandise must not have been moved from the original receiving location. All damaged merchandise, including the cartons and packing materials, must be retained for inspection by either the carrier or by an Indiana Furniture Sales Representative. Indiana Furniture reserves the right to select the most cost effective way to repair or replace the damaged item. Once you have notified the carrier, please contact Customer Service for further assistance.

GENERAL INFORMATION & CONDITIONS OF SALE

Obvious Damage/Missing Cartons — Do not refuse merchandise damaged in transit. Indiana Furniture recommends the consignee inspect all merchandise upon arrival. If a shipment is received damaged or short, note all information on carrier's copy and your copy of freight bill and delivery receipt. Notify the delivering carrier and file a claim immediately. Pending the results of your claim, either Indiana Furniture or the carrier will cover 100% of the cost to repair or replace the damaged or missing item.

Concealed Damage — If concealed damage is discovered, notify the delivering carrier at once and request an inspection. This must be done within 15 calendar days of delivery. If the carrier will not perform the inspection, you should prepare an affidavit that you contacted them, noting the time and date, and that they failed to comply with your request. This, along with the other papers in your possession, will support the claim. Pending the results of your claim, the cost to repair or replace the item will be covered 1/3 by the carrier and 2/3 by Indiana Furniture for shipments less than a full truckload and 100% by Indiana Furniture for shipments of full truck loads.

RETURN MERCHANDISE

Merchandise will not be accepted for return without a RGA (Return Goods Authorization) issued by Indiana Furniture. We will consider issuing RGA's for the following reasons:

1. Manufacturing defect (inspected by Indiana Furniture representative)
2. Indiana Furniture order processing error
3. Shipping error
4. Mis-marked cartons
5. Duplicated shipments

If you have any questions as to whether your reason for return qualifies for consideration, please contact your Customer Service Representative. Merchandise must be returned within 60 days of the RGA issued date, or within 60 days upon receipt of replacement product to receive credit. Returns due to mis-marked cartons must also be returned in the original cartoning, with shipping labels intact, to receive credit.

All merchandise being returned must be properly packed and protected to ensure no further damage is incurred during transportation back to an Indiana Furniture facility. Upon receipt, all returned merchandise will be thoroughly inspected and the results compared to the reason for return stated on the RGA. Any discrepancies, such as additional damage, signs of usage, missing parts, etc., will result in an adjustment to the amount of credit issued.

DELIVERY AND FREIGHT CHARGES

All shipments are F.O.B. Point of Origin, Jasper, IN, freight prepaid and allowed dock to dock on 53' trailer. Ownership and responsibility of the merchandise becomes that of the buyer upon delivery to the freight company. Shipments into Alaska, Hawaii, Canada, Mexico, Puerto Rico and other exports are freight prepaid and allowed to port of exit.

Indiana Furniture reserves the right to select the most appropriate carrier and routing on all shipments. Indiana Furniture will attempt to accommodate requests for favored carriers and delivery times. Deliveries requested Monday through Thursday, after 3pm, will be assessed a \$300 per truck after hours fee. Deliveries requested after 3pm on Friday or on weekends, will be assessed a \$600 per truck weekend delivery fee.

Inside delivery and installation services are not included in the pricing shown. Any deviation from dock-to-dock delivery, such as but not limited to, non-dock, residential, or inside delivery must be specified on the order. Should these services be requested or required, all charges incurred will be charged to the "Sold To" of the order.

Shipments totaling less than \$3000 (net value, product only) will be assessed a small order fee of \$300 net per shipment. This fee will be reduced for items shipped via small package carriers. For order shipments of \$100 or less, shipped by small package carrier, the fee is \$18. For order shipments over \$100, shipped by small package carrier, the fee is \$40.

BIFMA AND ANSI TESTING

Indiana Furniture is a member of the Business and Institutional Furniture Manufacturer's Association (BIFMA). Tests developed by the BIFMA and approved by the American National Standards Institute (ANSI) determine the strength and durability of casegoods and seating in its everyday use. Although this testing does not serve as a warranty or guarantee, Indiana Furniture products within this price list have been tested by an independent verifying body and meet or exceed applicable BIFMA and ANSI standards.

Subject to the limitations set forth in this warranty, Indiana Furniture Industries, Inc. (“**Indiana Furniture**”) warrants to the original purchaser all product in this price list (“**Product**”) to be free from defects in material and workmanship given normal use for a 12-year period from the date of manufacture. During the applicable warranty period, Indiana Furniture, as its sole obligation, will repair or replace (in Indiana Furniture’s sole discretion) any Product, part, or component covered by this warranty and sold after August 1, 2022, which fails under normal use as a result of a defect in material or workmanship. Normal use is defined as the equivalent of a single shift, 40-hour work week. Indiana Furniture will repair or replace the defective Product, part, or component with a comparable Product, part, or component.

Warranty periods are limited for certain Products and parts as follows:

12-year Warranty (from the date of manufacture)

- Seating Mechanisms
- Veneers
- Laminates
- Casters and Glides

7-year Warranty (from the date of shipment)

- Pneumatic Table Lift
- Electric Table Lift

5-year Warranty (from the date of manufacture)

- Triple Play Series
- Electrical Components
- Pneumatic Cylinders
- Textiles, Foam, and Decorative Trim
- Swivel Arm Pads
- Keyboard Kits
- Lighting
- All Height Adjustable Mechanisms

3-year Warranty (from date of shipment)

- Dock 950 Wireless Charger
- Dock 150 Wireless and USB Charger

THIS WARRANTY DOES NOT COVER:

- Damage caused by a carrier or third party
- Normal or routine wear and tear
- Appearance, durability, quality, behavior, colorfastness, or any other attribute of customer’s own materials or any non-standard Indiana Furniture material (including CF Stinson, Maharam, Momentum, Mayer, UltraFabrics, Architex, and other alliance programs) specified by the customer and applied to a Product
- Color, grain or texture of wood, laminate and other covering materials
- Changes in wood or fabric color due to aging or exposure to light

As the manufacturer of the Product, Indiana Furniture stands behind its craftsmanship and pledges to do everything it can to reasonably resolve, as quickly as possible, any problems you may have with the Product within the terms and conditions of this warranty.

If you encounter a defect covered by the foregoing warranty, contact the dealer from whom you purchased the Product. If the dealer is unable to resolve your warranty issues, you should contact Indiana Furniture. Please ensure that you have all of the pertinent facts when contacting the dealer or Indiana Furniture, including the model number and factory order number from the inspection label attached to the Product.

INDIANA FURNITURE IS NOT PROVIDING, AND SPECIFICALLY DISCLAIMS, ANY OTHER WARRANTIES FOR THE PRODUCTS, EXPRESS OR IMPLIED, INCLUDING ANY IMPLIED WARRANTY OF MERCHANTABILITY OR FITNESS FOR A PARTICULAR PURPOSE. INDIANA FURNITURE SHALL NOT BE LIABLE TO THE PURCHASER OR ANY THIRD PARTY FOR CONSEQUENTIAL, INCIDENTAL, INDIRECT, OR SPECIAL DAMAGES, INCLUDING, WITHOUT LIMITATION, DAMAGES ARISING OUT OF OR RESULTING IN ANY MALFUNCTIONS, DELAYS, LOSS OF PROFIT, INTERRUPTION OF BUSINESS, PERSONAL INJURY, BODILY INJURY, DEATH, DISMEMBERMENT, OR PROPERTY DAMAGE.

Indiana Furniture Industries, Inc.
Attn: Customer Service
1224 Mill Street, P.O. Box 270
Jasper, Indiana 47547-0270
800.422.5727
Fax 812.482.9035
custserv@indianafurniture.com



Seating

GRADED-IN PROGRAMS

As a special service to our customers, Indiana Furniture has graded-in upholsteries from multiple fabric partners.

For the entire list of graded-in patterns, memo sample information and contact information, please see the list below and the [COM/ COL Graded-In section](#) for more details.

- Anzea
- Arc-Com
- Architex
- CF Stinson
- Camira
- Carnegie
- Concertex
- Cortina
- Designtex
- Guilford of Maine
- Green Hides
- KnollTextiles
- Maharam
- Mayer
- Momentum
- Pallas Textiles
- Spradling
- Ultra Fabrics

PHOTOGRAPHIC FABRIC CARDS

The fabrics represented on Indiana Furniture photographic cards were reproduced using the finest technology available. Each Indiana Furniture photo card has an 800 phone # for your use while ordering free fabric swatches or samples. Please verify your desired fabric before ordering as such orders are not subject to return to Indiana Furniture.

FABRIC REPEATS

Indiana Furniture will make every attempt to match obvious patterns within a single chair from the seat to the back, vertically and horizontally.

Matching fabric patterns from chair to chair may require extra yardage and must be noted on the order to avoid delays in shipments. If the order will require COM to be matched from chair to chair, please contact Customer Service at 800-422-5757 to optimize the yardage for multiple quantities and pattern matching.

FRAMES & GLIDES

All wood frame chairs feature kiln-dried hardwoods which are double-doweled, securely glued, and screwed for maximum joint stability.

Guest chairs ship with nylon glides as standard. Felt glides (FELT) are also available on many of our wood Guest Chairs at no additional charge. Must be specified on the order.

UPHOLSTERY FOAM

All Indiana Furniture chairs consist of a high grade polyurethane foam that meets CAL 117-2013.

FINISH

Indiana Furniture standard seating finishes correspond to casegoods and conferencing finishes and laminates. Minor variations in finish color and value may occur due to the natural characteristics of wood. Consult this price list for specific finish availability within each series.

Special Finishes: Indiana Furniture is able to accommodate our customer's needs for specific finish matches. Please submit a 3"x5" sample panel to Customer Service for quotation and lead time.

FINISH CONTINUED

All Indiana Furniture Chairs feature a catalyzed varnish finish which offers lasting beauty and resistance to normal wear.

Tables will feature our UVAdvantage finish or a catalyzed varnish finish. See individual series for specific information.

An overview of our finishes and laminate options can be found on the inside of the back cover of this price list.

CASTERS & NAIL TRIM

Indiana Furniture contemporary swivel chairs are standard with black hooded dual wheel carpet casters.

All Indiana Furniture traditional seating has brass accents (casters and nail trim) where applicable. Silver accents are available. Please specify (SLVR) at no additional charge.

In addition, some of our traditional seating is available with no nail trim as requested (NONT) at no additional charge. Must be specified on order.

CONTROL OPTIONS

See individual series within this price list for control options and pricing.

Knee-Tilt Control

The Knee-Tilt control features a heavy-duty torsion bar or a spring tension control which allows variable tension for different body sizes and weights, and minimal rise of the seat's front edge. This allows the user's feet to remain planted while reclining to a relaxing position.

CAL 133 CERTIFICATION

California Technical Bulletin 133 (TB133 or CAL133) is a composite fire test for fully-assembled seating manufactured for use in certain public buildings. As such, the certification is specific to the fabric that is used in conjunction with the frame and the barrier. Many Indiana Furniture seating products, in combination with some of our standard fabrics, can be manufactured to meet the requirements for certification. Depending on the frame style, a fire-retardant barrier or fire-retardant foam will be incorporated in the chair construction to provide the best opportunity for a successful CAL133 burn test.

The cost of the test is \$1021 (net) which includes the test, freight to the test facility and the fully-assembled test sample. Once payment has been made, please allow approximately 6-8 weeks for the production of the chair and the completion of the test. Once we receive the successful certification, the order may be placed allowing for 1 week extra lead time using the "CAL" prefix on the model number with an upcharge of \$154 list per chair. Please contact Customer Service at 800.422.5727 to order the test.

If you do not need the actual Certification, but wish to have the chairs manufactured to meet the regulation, we can upholster the chair using the fire-retardant components at the \$154 list upcharge per chair. Please order the appropriate frame allowing for 1 week extra lead time, using the "CAL" prefix in front of the model number.

Please note that if you wish to have Certification on a COM material, Indiana Furniture must approve the fabric according to the COM policy as well.

Alluring curves, optional tufted craftsmanship, intricate wood detailing, and precisely placed trim nails make Amery a showpiece of fine traditional design. Swivels feature swivel-tilt control with pneumatic height adjustment. Solid hardwood frames provide for a smooth and radiant finish.

CONSTRUCTION

- Exposed wood components are manufactured using select maple and are free of spirits, discoloration, pits, shakes, and wormholes
- All chair joints are double-doweled or mortised and tenoned, screwed, and glued for maximum strength and durability
- All seats feature corner blocking
- Frames are individually hand assembled and sanded prior to being finished
- Non-marring nylon glides included in each leg at floor level
- If applicable, caster options include hooded casters available in black, brass and silver or choose black soft casters for hard surfaces
- High Grade Polyurethane Foam, 1½" thick in the seat and back
- Textiles are sewn with double stitch seams
- High quality sinuous springs with weight distribution rods ensure a comfortable seating application
- **Rated for users up to 275lbs**
- Ships fully assembled

HOW TO ORDER EXAMPLE

Model No.	Description	Example
154TB	Finish	LW
	Upholstery	Cortina Caprone Snow
	Nail Trim	NABRS
	Control	STD
	Caster	BRCS
	Glide Option	-

WOOD FINISHES

Indiana Furniture uses a multi-step, hand finishing process on all exposed wood frames.

Chairs feature a catalyzed varnish finish which offers durability, lasting beauty, and resistance to normal wear.

AW Artisan Walnut	LW Legacy Walnut
AS Asian Night	MW Mahogany Walnut
BW Beigewood*	MO Medium Oak*
BL Black	ORW Oak Riftwood*
CO Columbian Walnut	PNW Pinnacle Walnut
DC Dark Cherry	SCH Select Cherry
DFW Dark Forest Walnut*	SKC Shaker Cherry
WH Designer White	SBP Smoky Brown Pear*
EF Espresso	TK Studio Teak
FO Fawn Oak*	SM Sugar Maple
GC Golden Cherry	SW Sunglow Walnut
HVM Harvest Maple*	WTA Weathered Ash*
HW Harvest Walnut	WC Williamsburg Cherry

* Finish is Low Sheen

UPHOLSTERY OPTIONS

Available in single upholstery in a wide variety of graded-in or contract options, including fabric, vinyl, and leather.

NAIL TRIM OPTIONS

NABRS	Brass Nail Trim	Std
NSLVR	Silver Nail Trim	\$ N/C
NONT	No Nail Trim	\$ N/C

CONTROL OPTIONS (IF APPLICABLE)

STD	Swivel-Tilt with Adjustable Tension Spring	Std
KT	Knee-Tilt Control	\$ 281

CASTER OPTIONS (IF APPLICABLE)

BRCS	Brass Hooded Casters	Std
BLCS	Black Hooded Casters	\$ N/C
SLCS	Silver Hooded Casters	\$ N/C
BHC	Black Soft Caster for Hard Surfaces	\$ N/C

GLIDE OPTIONS (FOR MODELS WITHOUT CASTERS)


STD	Nylon Glides	Std
FELT	Felt Glides	\$ N/C

CERTIFICATIONS & COMPLIANCE


- CAL 117-2013 Compliance
- Intertek Sustainability Certified
- BIFMA level® Certified
- BIFMA Compliant® Certified
- TSCA Title VI (CARB) Compliance
- US Green Building's LEED® Contribution




Tufted High Back
Swivel: 154TB
[\(See Details\)](#)



Tufted Mid
Back Swivel: 152TB
[\(See Details\)](#)




Tufted High
Back Guest: 155TB
[\(See Details\)](#)




Tufted Mid
Back Guest: 156TB
[\(See Details\)](#)




High
Back Swivel: 154
[\(See Details\)](#)



Mid
Back Swivel: 152
[\(See Details\)](#)



High
Back Guest: 155
[\(See Details\)](#)



Mid
Back Guest: 156
[\(See Details\)](#)

Item	Model No.	Chair Width	Chair Depth	Chair Height	Seat Width	Seat Depth	Seat Height	Arm Height	Ship Wt	Cubic Ft
TUFTED HIGH BACK SWIVEL	154TB	26½	28½	41-45	20½	17	19-22½	26-30	62	25.3



Must Specify (in this order):

- Model #
- Finish
- Upholstery
- Nail Trim
- Control
- Caster

Description

- Standard with: Swivel Tilt Control with Adjustable Tension, Pneumatic Height Adjustment, Tufted Back, Brass Nail Trim, 5-Star Base with Decorative Hardwood Caps, and Brass Hooded Dual Wheel Casters
- Optional Silver Trim and Black Soft Casters or Black or Silver Hooded Casters
- Knee-Tilt Control Option

List Price/Grade	Yards	COM/1	2	3	4	5	6	7	8	9	10	L1	L2
Single Upholstery	3.75	\$ 2964	3148	3302	3452	3680	3913	4247	4588	4993	5454	4127	4622

TUFTED MID BACK SWIVEL	152TB	26½	28½	37-41	20½	17	19-22½	26-30	52	23.2
------------------------	-------	-----	-----	-------	-----	----	--------	-------	----	------



Must Specify (in this order):

- Model #
- Finish
- Upholstery
- Nail Trim
- Control
- Caster

Description

- Standard with: Swivel Tilt Control with Adjustable Tension, Pneumatic Height Adjustment, Tufted Back, Brass Nail Trim, 5-Star Base with Decorative Hardwood Caps, and Brass Hooded Dual Wheel Casters
- Optional Silver Trim and Black Soft Casters or Black or Silver Hooded Casters
- Knee-Tilt Control Option

List Price/Grade	Yards	COM/1	2	3	4	5	6	7	8	9	10	L1	L2
Single Upholstery	3.25	\$ 2880	3039	3173	3303	3501	3702	3992	4287	4638	5038	3888	4317

TUFTED HIGH BACK GUEST	155TB	26½	29½	41½	20½	17	18½	27¼	42	26.5
------------------------	-------	-----	-----	-----	-----	----	-----	-----	----	------



Must Specify (in this order):

- Model #
- Finish
- Upholstery
- Nail Trim
- Glide

Description

- Standard with: Tufted Back, Brass Nail Trim, and Nylon Glides
- Optional Silver Trim

List Price/Grade	Yards	COM/1	2	3	4	5	6	7	8	9	10	L1	L2
Single Upholstery	3.75	\$ 2445	2629	2783	2933	3161	3394	3728	4069	4474	4935	3608	4103

TUFTED MID BACK GUEST	156TB	26½	29½	35½	20½	17	18½	27¼	32	20.7
-----------------------	-------	-----	-----	-----	-----	----	-----	-----	----	------



Must Specify (in this order):

- Model #
- Finish
- Upholstery
- Nail Trim
- Glide

Description

- Standard with: Tufted Back, Brass Nail Trim, and Nylon Glides
- Optional Silver Trim

List Price/Grade	Yards	COM/1	2	3	4	5	6	7	8	9	10	L1	L2
Single Upholstery	3.25	\$ 2316	2475	2609	2739	2937	3138	3428	3723	4074	4474	3324	3753

For ordering options, [see overview at the beginning of this section.](#)

Item	Model No.	Chair Width	Chair Depth	Chair Height	Seat Width	Seat Depth	Seat Height	Arm Height	Ship Wt	Cubic Ft
HIGH BACK SWIVEL	154	26½	28½	41-45	20½	17	19-22½	26-30	62	25.3



Must Specify (in this order):

- Model #
- Finish
- Upholstery
- Nail Trim
- Control
- Caster

Description

- Standard with: Swivel Tilt Control with Adjustable Tension, Pneumatic Height Adjustment, Brass Nail Trim, 5-Star Base with Decorative Hardwood Caps, and Brass Hooded Dual Wheel Casters
- Optional Silver Trim and Black Soft Casters or Black or Silver Hooded Casters
- Knee-Tilt Control Option

List Price/Grade	Yards	COM/1	2	3	4	5	6	7	8	9	10	L1	L2
Single Upholstery	2.50	\$ 2758	2881	2983	3083	3236	3391	3613	3841	4111	4418	3533	3863

MID BACK SWIVEL	152	26½	28½	37-41	20½	17	19-22½	26-30	52	23.2
-----------------	-----	-----	-----	-------	-----	----	--------	-------	----	------



Must Specify (in this order):

- Model #
- Finish
- Upholstery
- Nail Trim
- Control
- Caster

Description

- Standard with: Swivel Tilt Control with Adjustable Tension, Pneumatic Height Adjustment, Brass Nail Trim, 5-Star Base with Decorative Hardwood Caps, and Brass Hooded Dual Wheel Casters
- Optional Silver Trim and Black Soft Casters or Black or Silver Hooded Casters
- Knee-Tilt Control Option

List Price/Grade	Yards	COM/1	2	3	4	5	6	7	8	9	10	L1	L2
Single Upholstery	2.50	\$ 2640	2763	2865	2965	3118	3273	3495	3723	3993	4300	3415	3745

HIGH BACK GUEST	155	26½	29½	41½	20½	17	18½	27¼	42	26.5
-----------------	-----	-----	-----	-----	-----	----	-----	-----	----	------



Must Specify (in this order):

- Model #
- Finish
- Upholstery
- Nail Trim
- Glide

Description

- Standard with: Brass Nail Trim
- Optional Silver Trim

List Price/Grade	Yards	COM/1	2	3	4	5	6	7	8	9	10	L1	L2
Single Upholstery	2.50	\$ 2286	2409	2511	2611	2764	2919	3141	3369	3639	3946	3061	3391

MID BACK GUEST	156	26½	29½	35½	20½	17	18½	27¼	32	20.7
----------------	-----	-----	-----	-----	-----	----	-----	-----	----	------



Must Specify (in this order):

- Model #
- Finish
- Upholstery
- Nail Trim
- Glide

Description

- Standard with: Brass Nail Trim
- Optional Silver Trim

List Price/Grade	Yards	COM/1	2	3	4	5	6	7	8	9	10	L1	L2
Single Upholstery	2.50	\$ 2131	2254	2356	2456	2609	2764	2986	3214	3484	3791	2906	3236

For ordering options, [see overview at the beginning of this section.](#)

From lounge areas to private offices to conference settings, the Bailey Collection can make a statement. Single seat chairs are available with a pedestal base, swivel base with casters, and four leg base. Two seat settees and three seat sofas are available in straight or angled frames to stimulate the conversation. Bailey tables are offered in a wide range of veneers and laminates with two edge profiles, while seating options are available in contrasting upholsterys. The stylish ottoman finishes out the collection.

CONSTRUCTION

- High Grade Polyurethane Foam, 2¼" thick in the seat and 1 - 1¼" in the tapered back
- Bases for both seating and tables are manufactured using steel frames with a chrome finish
- The wood veneer tops are made of select grade sliced Black Walnut, Cherry, Maple, or composite veneers for maximum grain and color consistency
- Veneer tops are ¾" with 1mm veneer edge bands
- Laminate tops are ¾" with 1mm PVC edge bands
- **Chairs rated for users up to 275lbs**
- Chairs and tables ship fully assembled

HOW TO ORDER EXAMPLE

SWIVEL, GUEST, AND LOUNGE

Model No.	Description	Example
728	Primary Upholstery	CF Stinson Rivera Earl Grey
	Accent Upholstery	CF Stinson Passport Ghost
	Casters	CASTC

TABLES

Model No.	Description	Example
720-3030SQ	Finish	TK

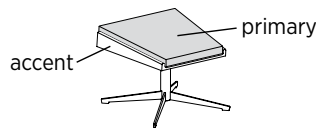
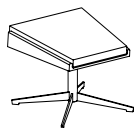
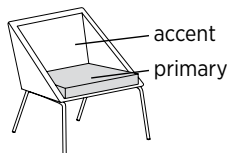
UPHOLSTERY OPTIONS

Available in single or contrasting upholsterys in a wide variety of graded-in or contract options, including fabric, vinyl, and leather. Due to the angular design, stripes and patterns are not recommended.

Single Upholstery



Contrasting Upholstery



CASTERS/GLIDES (FOR SWIVEL CHAIR)

STD	Black Casters		Std
CASTC	Chrome Carpet Casters	\$	66
CHRC	Chrome Rimmed Hard Surface Caster with Roll Control	\$	374
SOFT	Black Hard Surface Casters	\$	N/C
GLIDE	Black Glides	\$	N/C

TFL (T) AND HPL (P) LAMINATE OPTIONS ON TABLES

WOODGRAIN

AS	Asian Night	PNW	Pinnacle Walnut
BW	Beigewood	SCH	Select Cherry
CO	Columbian Walnut	SKC	Shaker Cherry
EF	Espresso	SBP	Smoky Brown Pear
GC	Golden Cherry	TK	Studio Teak
HVM	Harvest Maple	SM	Sugar Maple
MW	Mahogany Walnut	WTA	Weathered Ash
ORW	Oak Riftwood	WC	Williamsburg Cherry

SOLID

BL	Black	PPD	Pepperdust
WH	Designer White	SG	Slate Grey
FHG	Fashion Grey	WHS	White Sand

VENEER (W) OPTIONS AVAILABLE ON TABLES

Veneer tops feature UV Advantage, an ultra-violet finish, on all exposed surfaces by utilizing roll-coat UV technology

AW	Artisan Walnut	MW	Mahogany Walnut
AS	Asian Night	MO	Medium Oak*
CO	Columbian Walnut	ORW	Oak Riftwood*
DC	Dark Cherry	SCH	Select Cherry
DFW	Dark Forest Walnut	SKC	Shaker Cherry
EF	Espresso	SBP	Smoky Brown Pear
FO	Fawn Oak*	SM	Sugar Maple
GC	Golden Cherry	SW	Sunglow Walnut
HVM	Harvest Maple	WTA	Weathered Ash*
HW	Harvest Walnut	WC	Williamsburg Cherry
LW	Legacy Walnut		

* Finish is Low Sheen

TABLE EDGE PROFILES



Square

Knife

CERTIFICATIONS & COMPLIANCE

- CAL 117-2013 Compliance
- Intertek Sustainability Certified
- BIFMA level® Certified
- BIFMA Compliant® Certified
- TSCA Title VI (CARB) Compliance
- US Green Building's LEED® Contribution

Seating + Tables



Swivel Chair with
Casters: 728
[\(See Details\)](#)




Single Seat with
4-Leg Base: 720
[\(See Details\)](#)



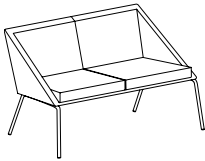
Single Seat with 4-Star
Pedestal Base: 721
[\(See Details\)](#)



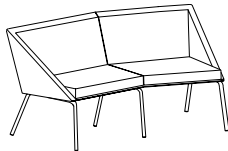
Ottoman:
721-2120OT
[\(See Details\)](#)



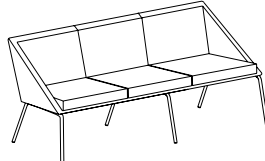
Enhance your space with
Cush Pillows. [See details.](#)



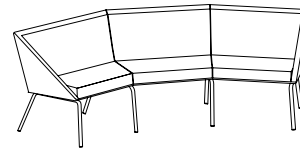
Settee:
7202
[\(See Details\)](#)



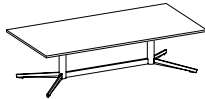
Angled Settee:
7202-30C
[\(See Details\)](#)



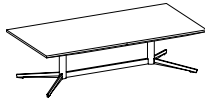
Sofa:
7203
[\(See Details\)](#)



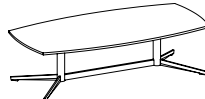
Angled Sofa:
7203-60C
[\(See Details\)](#)



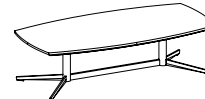
Rectangular Cocktail
Table (Square Edge)
720-2550RT (TFL)
720-2550RTH (HPL)
719-2550RT (Veneer)
[\(See Details\)](#)



Rectangular Cocktail
Table (Knife Edge)
720-2550RTKH (HPL)
719-2550RTK (Veneer)
[\(See Details\)](#)



Soft Rectangular Cocktail
Table (Square Edge)
720-2550SRT (TFL)
720-2550SRTH (HPL)
719-2550SRT (Veneer)
[\(See Details\)](#)



Soft Rectangular Cocktail
Table (Knife Edge)
720-2550SRTKH (HPL)
719-2550SRTK (Veneer)
[\(See Details\)](#)



Square Cocktail
Table (Square Edge):
720-3030SQ (TFL)
720-3030SQH (HPL)
719-3030SQ (Veneer)
[\(See Details\)](#)



Square Cocktail Table
(Knife Edge):
720-3030SQKH (HPL)
719-3030SQK (Veneer)
[\(See Details\)](#)



Soft Square Cocktail
Table (Square Edge):
720-3030SSQ (TFL)
720-3030SSQH (HPL)
719-3030SSQ (Veneer)
[\(See Details\)](#)



Soft Square Cocktail
Table (Knife Edge):
720-3030SSQKH (HPL)
719-3030SSQK (Veneer)
[\(See Details\)](#)



Square End Table
(Square Edge)
720-2020ET (TFL)
720-2020ETH (HPL)
719-2020ET (Veneer)
[\(See Details\)](#)



Square End Table
(Knife Edge)
720-2020ETKH (HPL)
719-2020ETK (Veneer)
[\(See Details\)](#)



Soft Square End
Table (Square Edge)
720-2020SET (TFL)
720-2020SETH (HPL)
719-2020SET (Veneer)
[\(See Details\)](#)



Soft Square End
Table (Knife Edge)
720-2020SETKH (HPL)
719-2020SETK (Veneer)
[\(See Details\)](#)

Item	Model No.	Chair Width	Chair Depth	Chair Height	Seat Width	Seat Depth	Seat Height	Arm Height	Ship Wt	Cubic Ft
SWIVEL CHAIR WITH CASTERS	728	26	28¼	30¾-34½	18¼	18¾	18-21¾	18-34½	59	24.0



Must Specify (in this order):

- Model #
- Primary Upholstery
- Accent Upholstery
- Caster

Description

- Standard with: Height Adjustable Chrome 5-Star Base and Black Casters
- Available with Contrasting Upholsteries
- Stripes and Patterns are Not Recommended
- Also available with Soft Wheel Casters or Glides Upon Request

List Price/Grade	Yards	COM/1	2	3	4	5	6	7	8	9	10	L1	L2
Single Upholstery	3.75	\$ 2192	2376	2530	2680	2908	3141	3475	3816	4221	4682	3355	3850
Contrasting Upholstery													
Primary	0.75	\$ 2192	2229	2260	2290	2335	2382	2449	2517	2598	2690	2425	2524
Accent	3.00	\$ 0	147	270	390	573	759	1026	1299	1623	1992	930	1326

SINGLE SEAT WITH 4-LEG BASE	720	26	28¼	30¼	18¼	18¾	18	18-30¼	59	24.0
-----------------------------	-----	----	-----	-----	-----	-----	----	--------	----	------



Must Specify (in this order):

- Model #
- Primary Upholstery
- Accent Upholstery

Description

- Standard with: Chrome Legs
- Available with Contrasting Upholsteries
- Stripes and Patterns are Not Recommended

List Price/Grade	Yards	COM/1	2	3	4	5	6	7	8	9	10	L1	L2
Single Upholstery	3.75	\$ 2017	2201	2355	2505	2733	2966	3300	3641	4046	4507	3180	3675
Contrasting Upholstery													
Primary	0.75	\$ 2017	2054	2085	2115	2160	2207	2274	2342	2423	2515	2250	2349
Accent	3.00	\$ 0	147	270	390	573	759	1026	1299	1623	1992	930	1326

SINGLE SEAT WITH 4-STAR PEDESTAL BASE	721	26	28¼	29¼	18¼	18¾	18	18-30¼	59	24.0
---------------------------------------	-----	----	-----	-----	-----	-----	----	--------	----	------



Must Specify (in this order):

- Model #
- Primary Upholstery
- Accent Upholstery
- Optional Auto-Return

Description

- Standard with: Fixed Star Chrome Pedestal Base
- Available with Contrasting Upholsteries
- Stripes and Patterns are Not Recommended
- Optional Auto-Return Swivel Base

List Price/Grade	Yards	COM/1	2	3	4	5	6	7	8	9	10	L1	L2
Single Upholstery	3.75	\$ 2227	2411	2565	2715	2943	3176	3510	3851	4256	4717	3390	3885
Contrasting Upholstery													
Primary	0.75	\$ 2227	2264	2295	2325	2370	2417	2484	2552	2633	2725	2460	2559
Accent	3.00	\$ 0	147	270	390	573	759	1026	1299	1623	1992	930	1326

Optional Auto-Return Swivel Base: Specify & Add

RF	Auto-Return Swivel												\$ 56
----	--------------------	--	--	--	--	--	--	--	--	--	--	--	-------

For ordering options, [see overview at the beginning of this section.](#)

Item	Model No.	Chair Width	Chair Depth	Chair Height	Seat Width	Seat Depth	Seat Height	Arm Height	Ship Wt	Cubic Ft
OTTOMAN	721-21200T	22½	20½	18	15	20½	18	-	30	16.9



Description

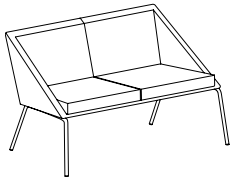
- Standard with: Fixed Star Chrome Pedestal Base
- Available with Contrasting Upholsteries
- Stripes and Patterns are Not Recommended

Must Specify (in this order):

- Model #
- Primary Upholstery
- Accent Upholstery

List Price/Grade	Yards	COM/1	2	3	4	5	6	7	8	9	10	L1	L2
Single Upholstery	1.75	\$ 1144	1230	1302	1372	1478	1587	1743	1902	2091	2306	1687	1918
Contrasting Upholstery													
Primary	1.00	\$ 1144	1193	1234	1274	1335	1397	1486	1577	1685	1808	1454	1586
Accent	0.75	\$ 0	37	68	98	143	190	257	325	406	498	233	332

SETTEE	7202	51½	28¼	30¼	43½	18¾	18	18-30¼	72	42.6
--------	------	-----	-----	-----	-----	-----	----	--------	----	------



Description

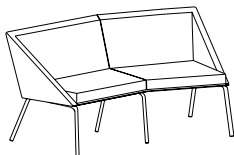
- Standard with: Chrome Legs
- Available with Contrasting Upholsteries
- Stripes and Patterns are Not Recommended

Must Specify (in this order):

- Model #
- Primary Upholstery
- Accent Upholstery

List Price/Grade	Yards	COM/1	2	3	4	5	6	7	8	9	10	L1	L2
Single Upholstery	4.75	\$ 3051	3284	3479	3669	3958	4253	4676	5108	5621	6205	4524	5151
Contrasting Upholstery													
Primary	1.50	\$ 3051	3125	3186	3246	3338	3431	3564	3701	3863	4047	3516	3714
Accent	3.25	\$ 0	159	293	423	620	822	1112	1407	1758	2158	1008	1437

ANGLED SETTEE	7202-30C	59 ½	34½	30¼	50¼	18¾	18	18-30¼	86	42.7
---------------	----------	------	-----	-----	-----	-----	----	--------	----	------



Description

- Standard with: Chrome Legs
- 30° 2-Seat Angle
- Available with Contrasting Upholsteries
- Stripes and Patterns are Not Recommended

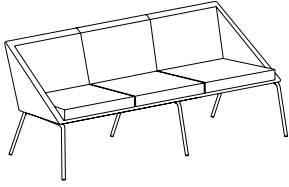
Must Specify (in this order):

- Model #
- Primary Upholstery
- Accent Upholstery

List Price/Grade	Yards	COM/1	2	3	4	5	6	7	8	9	10	L1	L2
Single Upholstery	6.00	\$ 3723	4017	4263	4503	4869	5241	5775	6321	6969	7707	5583	6375
Contrasting Upholstery													
Primary	1.75	\$ 3723	3809	3881	3951	4057	4166	4322	4481	4670	4885	4266	4497
Accent	4.25	\$ 0	208	382	552	812	1075	1453	1840	2299	2822	1317	1878

For ordering options, [see overview at the beginning of this section.](#)

Item	Model No.	Chair Width	Chair Depth	Chair Height	Seat Width	Seat Depth	Seat Height	Arm Height	Ship Wt	Cubic Ft
SOFA	7203	75¼	28¼	30¼	67¼	18¾	18	18-30¼	100	55.8



Must Specify (in this order):

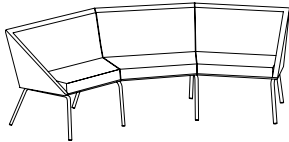
- Model #
- Primary Upholstery
- Accent Upholstery

Description

- Standard with: Chrome Legs
- Available with Contrasting Upholsteries
- Stripes and Patterns are Not Recommended

List Price/Grade	Yards	COM/1	2	3	4	5	6	7	8	9	10	L1	L2
Single Upholstery	6.00	\$ 4116	4410	4656	4896	5262	5634	6168	6714	7362	8100	5976	6768
Contrasting Upholstery													
Primary	2.00	\$ 4116	4214	4296	4376	4498	4622	4800	4982	5198	5444	4736	5000
Accent	4.00	\$ 0	196	360	520	764	1012	1368	1732	2164	2656	1240	1768

ANGLED SOFA



Must Specify (in this order):

- Model #
- Primary Upholstery
- Accent Upholstery

7203-60C	91¼	41½	30¼	80¼	18¾	18	18-30¼	116	76.8
----------	-----	-----	-----	-----	-----	----	--------	-----	------

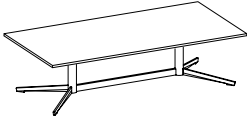
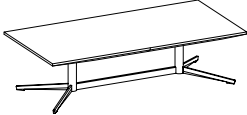
Description

- Standard with: Chrome Legs
- 60° 3 Seat Angle
- Available with Contrasting Upholsteries
- Stripes and Patterns are Not Recommended

List Price/Grade	Yards	COM/1	2	3	4	5	6	7	8	9	10	L1	L2
Single Upholstery	8.00	\$ 4851	5243	5571	5891	6379	6875	7587	8315	9179	10163	7331	8387
Contrasting Upholstery													
Primary	2.50	\$ 4851	4974	5076	5176	5329	5484	5706	5934	6204	6511	5626	5956
Accent	5.50	\$ 0	269	495	715	1050	1391	1881	2381	2975	3652	1705	2431

Coordinating Tables on Following Pages

For ordering options, [see overview at the beginning of this section.](#)

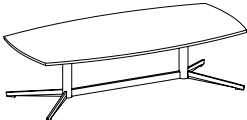
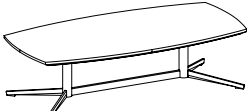
Item	Model No.		W	D	H	Ship Wt	Cubic Ft	List Price		
RECTANGULAR COCKTAIL TABLE  	SQUARE EDGE									
	720-2550RT	TFL	25	50	14	34.9	3.2	T\$	1350	
	720-2550RTH	HPL	25	50	14	34.9	3.2	P\$	1586	
	719-2550RT	Veneer	25	50	14	34.9	3.2	W\$	1918	
	KNIFE EDGE									
	720-2550RTKH	HPL	25	50	14	34.9	3.2	P\$	1966	
719-2550RTK	Veneer	25	50	14	34.9	3.2	W\$	2059		

Must Specify (in this order):

Model #
Finish/Color

Description

- Standard with: Chrome Base
- Table Ships Fully Assembled

SOFT RECTANGULAR COCKTAIL TABLE  	SQUARE EDGE									
	720-2550SRT	TFL	25	50	14	34.9	3.2	T\$	1350	
	720-2550SRTH	HPL	25	50	14	34.9	3.2	P\$	1586	
	719-2550SRT	Veneer	25	50	14	34.9	3.2	W\$	1918	
	KNIFE EDGE									
	720-2550SRTKH	HPL	25	50	14	34.9	3.2	P\$	1966	
719-2550SRTK	Veneer	25	50	14	34.9	3.2	W\$	2059		

Must Specify (in this order):

Model #
Finish/Color

Description

- Standard with: Chrome Base
- Table Ships Fully Assembled





Square



Knife

T = TFL P = HPL W = Veneer



For ordering options, [see overview at the beginning of this section.](#)

Item	Model No.		W	D	H	Ship Wt	Cubic Ft	List Price		
SQUARE COCKTAIL TABLE  	SQUARE EDGE									
	720-3030SQ	TFL	30	30	14	29.7	2.80	T\$	838	
	720-3030SQH	HPL	30	30	14	29.7	2.80	P\$	1137	
	719-3030SQ	Veneer	30	30	14	29.7	2.80	W\$	1319	
	KNIFE EDGE									
	720-3030SQKH	HPL	30	30	14	29.7	2.80	P\$	1433	
719-3030SQK	Veneer	30	30	14	29.7	2.80	W\$	1435		

Must Specify (in this order):
Model #
Finish/Color

Description

- Standard with: Chrome Base
- Table Ships Fully Assembled

SOFT SQUARE COCKTAIL TABLE  	SQUARE EDGE									
	720-3030SSQ	TFL	30	30	14	29.7	2.80	T\$	838	
	720-3030SSQH	HPL	30	30	14	29.7	2.80	P\$	1137	
	719-3030SSQ	Veneer	30	30	14	29.7	2.80	W\$	1319	
	KNIFE EDGE									
	720-3030SSQKH	HPL	30	30	14	29.7	2.80	P\$	1433	
719-3030SSQK	Veneer	30	30	14	29.7	2.80	W\$	1435		

Must Specify (in this order):
Model #
Finish/Color


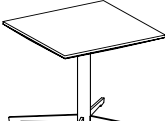
Description

- Standard with: Chrome Base
- Table Ships Fully Assembled



T = TFL P = HPL W = Veneer


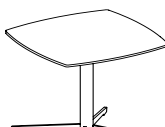
For ordering options, [see overview at the beginning of this section.](#)

Item	Model No.		W	D	H	Ship Wt	Cubic Ft	List Price	
 	SQUARE EDGE								
	720-2020ET	TFL	20	20	20	20	2.0	T\$ 916	
	720-2020ETH	HPL	20	20	20	20	2.0	P\$ 1136	
	719-2020ET	Veneer	20	20	20	20	2.0	W\$ 1205	
	KNIFE EDGE								
	720-2020ETKH	HPL	20	20	20	20	2.0	P\$ 1265	
719-2020ETK	Veneer	20	20	20	20	2.0	W\$ 1323		

Description

- Standard with: Chrome Base
- Table Ships Fully Assembled

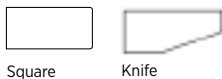
Must Specify (in this order):
Model #
Finish/Color

Item	Model No.		W	D	H	Ship Wt	Cubic Ft	List Price	
 	SQUARE EDGE								
	720-2020SET	TFL	20	20	20	20	2.0	T\$ 916	
	720-2020SETH	HPL	20	20	20	20	2.0	P\$ 1136	
	719-2020SET	Veneer	20	20	20	20	2.0	W\$ 1205	
	KNIFE EDGE								
	720-2020SETKH	HPL	20	20	20	20	2.0	P\$ 1265	
719-2020SETK	Veneer	20	20	20	20	2.0	W\$ 1323		

Description

- Standard with: Chrome Base
- Table Ships Fully Assembled

Must Specify (in this order):
Model #
Finish/Color



T = TFL P = HPL W = Veneer

For ordering options, [see overview at the beginning of this section.](#)

Bakerstreet Lounge boasts a traditional rolled arm design that will complement a variety of working styles. The thick seat cushion coupled with high-gauge sinuous springs make this series extraordinarily comfortable, while the welt cord and nail trim showcase the detail and craftsmanship that goes into every model. Whether you looking to outfit the front entrance, an executive office, private nook, or anything in between, Bakerstreet portrays the level of distinguished sophistication you are looking for.

CONSTRUCTION


- Frames are kiln-dried hardwoods and structurally engineered hardwood plywood
- Exposed wood frame members are selected from the highest grades of hardwoods and are free of spirits, discoloration, pits, shakes, and wormholes; European Beech on legs
- Joints are double-doweled or mortised and tenoned, screwed, and glued for maximum strength and durability
- High Grade Polyurethane Foam, 3¼" thick in the seat and 2" in the back
- Non-marring adjustable nylon guides included in each leg at floor level
- High gauge sinuous springs ensure a comfortable seating application
- Features nail trim on front and back side of arm
- **Rated for users up to 275lbs**
- Ships fully assembled

HOW TO ORDER EXAMPLE

Model No.	Description	Example
400	Finish	GC
	Upholstery	Momentum Cover Cloth Graphite
	Nail Trim	NABRS

NAIL TRIM

NABRS	Brass Nail Trim	Std
NSLVR	Silver Nail Trim	\$ N/C

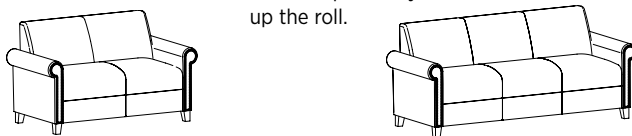


UPHOLSTERY OPTIONS

Available in single upholstery in a wide variety of graded-in or contract options, including fabric, vinyl, and leather.

Some upholsteries are considered directional, such as stripes, patterns and plaids. Each upholstery is reviewed by production for the best application. Some upholsteries may require the pattern to be cut up the roll, which create additional seams in the seats and backs of select units. [See the COL/COM Form for additional details.](#)

Additional seams for the 4002 Settee and 4003 Sofa when upholstery is cut up the roll.



WOOD FINISHES

Indiana Furniture uses a multi-step, hand finishing process on all exposed wood frames.

Chairs feature a catalyzed varnish finish which offers durability, lasting beauty, and resistance to normal wear.

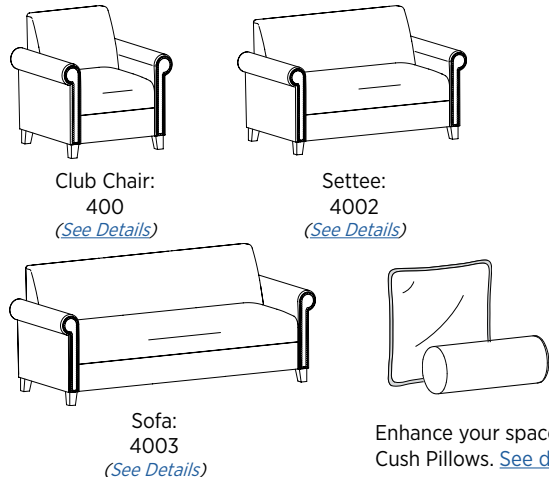
AW	Artisan Walnut	LW	Legacy Walnut
AS	Asian Night	MW	Mahogany Walnut
BW	Beigewood*	MO	Medium Oak*
BL	Black	ORW	Oak Riftwood*
CO	Columbian Walnut	PNW	Pinnacle Walnut
DC	Dark Cherry	SCH	Select Cherry
DFW	Dark Forest Walnut*	SKC	Shaker Cherry
WH	Designer White	SBP	Smoky Brown Pear*
EF	Espresso	TK	Studio Teak
FO	Fawn Oak*	SM	Sugar Maple
GC	Golden Cherry	SW	Sunglow Walnut
HVM	Harvest Maple*	WTA	Weathered Ash*
HW	Harvest Walnut	WC	Williamsburg Cherry

*Finish is Low Sheen


CERTIFICATIONS & COMPLIANCE

- CAL 117-2013 Compliance
- Intertek Sustainability Certified
- BIFMA level® Certified
- BIFMA Compliant® Certified
- TSCA Title VI (CARB) Compliance
- US Green Building's LEED® Contribution

STATEMENT OF LINE



Item	Model No.	Chair Width	Chair Depth	Chair Height	Seat Width	Seat Depth	Seat Height	Arm Height	Ship Wt	Cubic Ft
CLUB CHAIR	400	33	28	32½	22	19	18¾	23½	94	24.0



Description

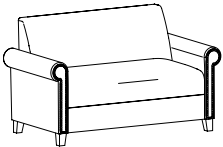
- Standard with: Brass Nail Trim and Nylon Glides
- Optional Silver Trim ([See Options](#))

Must Specify (in this order):

Model #
Finish
Upholstery
Nail Trim

List Price/Grade	Yards	COM/1	2	3	4	5	6	7	8	9	10	L1	L2
Single Upholstery	5.75	\$ 2641	2923	3159	3389	3739	4096	4608	5131	5752	6459	4424	5183

SETTEE	4002	55	28	32½	44	19	18¾	23½	118	42.6
--------	------	----	----	-----	----	----	-----	-----	-----	------



Description

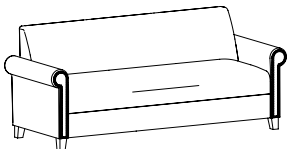
- Standard with: Brass Nail Trim and Nylon Glides
- Optional Silver Trim ([See Options](#))

Must Specify (in this order):

Model #
Finish
Upholstery
Nail Trim

List Price/Grade	Yards	COM/1	2	3	4	5	6	7	8	9	10	L1	L2
Single Upholstery	7.25	\$ 3505	3860	4158	4448	4890	5339	5985	6644	7427	8319	5753	6710

SOFA	4003	77	28	32½	66	19	18¾	23½	140	55.8
------	------	----	----	-----	----	----	-----	-----	-----	------



Description

- Standard with: Brass Nail Trim and Nylon Glides
- Optional Silver Trim ([See Options](#))

Must Specify (in this order):

Model #
Finish
Upholstery
Nail Trim

List Price/Grade	Yards	COM/1	2	3	4	5	6	7	8	9	10	L1	L2
Single Upholstery	8.25	\$ 4233	4637	4976	5306	5809	6320	7055	7805	8696	9711	6791	7880

For ordering options, [see overview at the beginning of this section.](#)

The Bliss lounge collection introduces purity in shape and geometric form. This urbanized lounge collection features an optional tablet and provides a relaxed atmosphere for casual meetings. All pieces rest on exposed wood or polished chrome and are available in both fabric and leather.

CONSTRUCTION

- Frames are kiln-dried hardwoods and structurally engineered hardwood plywood
- Exposed wood frame members are selected from the highest grades of hardwoods and are free of spirits, discoloration, pits, shakes, and wormholes; European Beech on legs and arm caps
- Joints are double-doweled or mortised and tenoned, screwed, and glued for maximum strength and durability
- High Grade Polyurethane Foam, 3¼" thick in the seat and 2" in the back
- Non-marring adjustable nylon guides included in each leg at floor level
- High gauge sinuous springs ensure a comfortable seating application
- **Rated for users up to 275lbs**
- Ships fully assembled


HOW TO ORDER EXAMPLE

Model No.	Description	Example
377	Finish	TT
	Primary Upholstery	CF Stinson Velocity Mars
	Accent Upholstery	CF Stinson Ace Poppy
	Power	ECSL
	Tablet, Color	WL, TT
	Arm Cap	STD
	Leg	WLEG

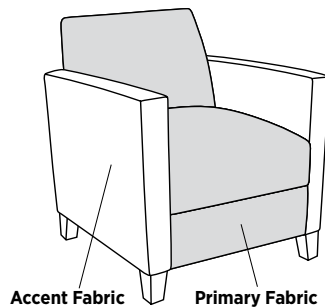
UPHOLSTERY OPTIONS

Available in single or contrasting upholsteries in a wide variety of graded-in or contract options, including fabric, vinyl, and leather.

Single Upholstery




Contrasting Upholstery



UPHOLSTERY OPTIONS CONTINUED

Some upholsteries are considered directional, such as stripes, patterns and plaids. Each upholstery is reviewed by production for the best application. Some upholsteries may require the pattern to be cut up the roll, which create additional seams in the seats and backs of select units. See the COL/COM Form (Page 176) for additional details.



Additional seams for the 3772 Settee and 3773 Sofa when upholstery is cut up the roll.

LEG OPTIONS

WLEG	Wood Leg, Specify Finish	Std
CLEG	Chrome Leg	N/C

ARM CAP OPTIONS

STD	Upholstered Arm	Std
WCAP	Wood Cap (same finish as WLEG, if applicable)	\$ 143
SCAP	Solid Surface Cap	\$ 659

TABLET OPTIONS

PL	Left Melamine Writing Tablet (Black)	\$ 364
SL	Left Solid Surface Writing Tablet, Specify Color	\$ 1121
WL	Left Wood Writing Tablet, Specify Finish	\$ 528
PR	Right Melamine Writing Tablet (Black)	\$ 364
SR	Right Solid Surface Writing Tablet, Specify Color	\$ 1121
WR	Right Wood Writing Tablet, Specify Finish	\$ 528

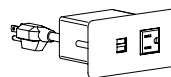
Note: Specified as if you are standing, looking at the chair.

POWER OPTIONS

Note: Specified as if you are standing, looking at the chair.

Power ports are installed on the side of the unit 10¾" up from glide and 6¾" in from the front of the arm.

ECSL	Left Port, Silver	\$ 915
ECSR	Right Port, Silver	\$ 915
ECBL	Left Port, Black	\$ 915
ECBR	Right Port, Black	\$ 915



1 Electrical Power and 2 USB Outlets

WOOD FINISHES

Indiana Furniture uses a multi-step, hand finishing process on all exposed wood frames.

Chairs feature a catalyzed varnish finish which offers durability, lasting beauty, and resistance to normal wear.

AW Artisan Walnut	LW Legacy Walnut
AS Asian Night	MW Mahogany Walnut
BW Beigewood***	MO Medium Oak*
BL Black**	ORW Oak Riftwood*
CO Columbian Walnut	PNW Pinnacle Walnut**
DC Dark Cherry	SCH Select Cherry
DFW Dark Forest Walnut*	SKC Shaker Cherry
WH Designer White**	SBP Smoky Brown Pear*
EF Espresso	TK Studio Teak**
FO Fawn Oak*	SM Sugar Maple**
GC Golden Cherry	SW Sunglow Walnut
HVM Harvest Maple*	WTA Weathered Ash*
HW Harvest Walnut	WC Williamsburg Cherry

* Finish is Low Sheen

** Available on Legs/Arm Caps only


SOLID SURFACE OPTIONS

AR Arroyo	SNW Snow White
PE Pebble Beach	SN Starry Night
SE Sedona	TN Tundra


CERTIFICATIONS & COMPLIANCE

- CAL 117-2013 Compliance
- Intertek Sustainability Certified
- BIFMA level® Certified
- BIFMA Compliant® Certified
- TSCA Title VI (CARB) Compliance
- US Green Building's LEED® Contribution


STATEMENT OF LINE




Club Chair:
377
[\(See Details\)](#)



Settee Chair:
3772
[\(See Details\)](#)




Sofa Chair:
3773
[\(See Details\)](#)



Enhance your space with Cush Pillows. [See details.](#)

Item	Model No.	Chair Width	Chair Depth	Chair Height	Seat Width	Seat Depth	Seat Height	Arm Height	Ship Wt	Cubic Ft
CLUB CHAIR	377	29	28½	34¼	22	19½	19¼	26	92	24.0



Description


- Standard with: Upholstered Arm and Wood Leg
- Available with Contrasting Upholsteries
- Additional Options: Chrome Legs ([See Options](#)), Arm Caps ([Arm Options](#)), Tablet Arm ([Tablet Options](#)), and Power ([See Locations](#))

Must Specify (in this order):

- Model #
- Primary Upholstery
- Accent Upholstery
- Power
- Tablet Arm
- Tablet Color
- Arm Cap
- Leg
- Finish

List Price/Grade	Yards	COM/1	2	3	4	5	6	7	8	9	10	L1	L2
Single Upholstery	6.00	\$ 2205	2499	2745	2985	3351	3723	4257	4803	5451	6189	4065	4857
Contrasting Upholstery													
Primary	2.25	\$ 2205	2315	2408	2498	2635	2774	2975	3179	3422	3699	2903	3200
Accent	3.75	\$ 0	184	337	487	716	949	1282	1624	2029	2490	1162	1657

SETTEE	3772	51	28½	34¼	44	19½	19¼	26	116	42.6
--------	------	----	-----	-----	----	-----	-----	----	-----	------



Description


- Standard with: Upholstered Task Height Arm and Wood Leg
- Available with Contrasting Upholsteries
- Additional Options: Chrome Legs ([See Options](#)), Arm Caps ([Arm Options](#)), Tablet Arm ([Tablet Options](#)), and Power ([See Locations](#))

Must Specify (in this order):

- Model #
- Primary Upholstery
- Accent Upholstery
- Power
- Tablet Arm
- Tablet Color
- Arm Cap
- Leg
- Finish

List Price/Grade	Yards	COM/1	2	3	4	5	6	7	8	9	10	L1	L2
Single Upholstery	8.00	\$ 2854	3246	3574	3894	4382	4878	5590	6318	7182	8166	5334	6390
Contrasting Upholstery													
Primary	4.25	\$ 2854	3062	3237	3407	3666	3929	4308	4694	5153	5676	4172	4733
Accent	3.75	\$ 0	184	337	487	716	949	1282	1624	2029	2490	1162	1657

SOFA	3773	73	28½	34¼	66	19½	19¼	26	138	55.8
------	------	----	-----	-----	----	-----	-----	----	-----	------



Description

- Standard with: Upholstered Task Height Arm and Wood Leg
- Available with Contrasting Upholsteries
- Additional Options: Chrome Legs ([See Options](#)), Arm Caps ([Arm Options](#)), Tablet Arm ([Tablet Options](#)), and Power ([See Locations](#))

Must Specify (in this order):

- Model #
- Primary Upholstery
- Accent Upholstery
- Power
- Tablet Arm
- Tablet Color
- Arm Cap
- Leg
- Finish

List Price/Grade	Yards	COM/1	2	3	4	5	6	7	8	9	10	L1	L2
Single Upholstery	9.25	\$ 3526	3979	4359	4729	5293	5866	6690	7531	8530	9668	6394	7615
Contrasting Upholstery													
Primary	4.50	\$ 3526	3747	3931	4111	4386	4665	5065	5475	5961	6514	4921	5515
Accent	4.75	\$ 0	232	428	618	907	1201	1625	2056	2569	3154	1473	2100

For ordering options, [see overview at the beginning of this section.](#)

The Bow Tie collection harmonizes classic design with modern panache. Combining elegance and grace with scale, proportion, and functionality, these stackable guest chairs are offered in a wood slat back, half upholstered back, and a fully upholstered back with the ability to stack 4 chairs high. The companion counter height and bar stools are offered in the wood slat back with optional scuff plates in aluminum or black on the footrest.

CONSTRUCTION

- Exposed wood frames are manufactured using European Beech and are free of spirits, discoloration, pits, shakes, and wormholes
- All chair joints are double-doweled or mortised and tenoned, screwed, and glued for maximum strength and durability
- All seats feature corner blocking
- Frames are individually hand assembled and sanded prior to being finished
- Non-marring nylon glides included in each leg at floor level
- High Grade Polyurethane Foam, 1½" thick in the seat and 1" thick in the back
- Textiles are sewn with double stitch seams
- High quality resilient sheet webbing ensures a comfortable seating application
- **Rated for users up to 275lbs**
- Ships fully assembled

HOW TO ORDER EXAMPLE

Model No.	Description	Example
178	Finish	EF
	Upholstery	Momentum Cover Cloth Vesper
	Glides	FELT
	Scuff Plates, Color	SP, Black

WOOD FINISHES

Indiana Furniture uses a multi-step, hand finishing process on all exposed wood frames.

Chairs feature a catalyzed varnish finish which offers durability, lasting beauty, and resistance to normal wear.

AW Artisan Walnut	LW Legacy Walnut
AS Asian Night	MW Mahogany Walnut
BW Beigewood*	MO Medium Oak*
BL Black	ORW Oak Riftwood*
CO Columbian Walnut	PNW Pinnacle Walnut
DC Dark Cherry	SCH Select Cherry
DFW Dark Forest Walnut*	SKC Shaker Cherry
WH Designer White	SBP Smoky Brown Pear*
EF Espresso	TK Studio Teak
FO Fawn Oak*	SM Sugar Maple
GC Golden Cherry	SW Sunglow Walnut
HVM Harvest Maple*	WTA Weathered Ash*
HW Harvest Walnut	WC Williamsburg Cherry

* Finish is Low Sheen

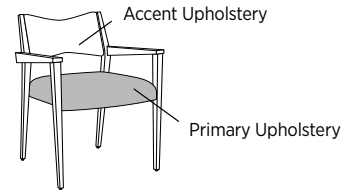
UPHOLSTERY OPTIONS

Available in single or contrasting upholsteries (select models) in a wide variety of graded-in or contract options, including fabric, vinyl, and leather.

Single Upholstery



Contrasting Upholstery



SCUFF PLATES (ON STOOLS)

STD	No Scuff Plate	Std
SP	Scuff Plate, Must Specify Black or Aluminum	\$ 92

GLIDE OPTIONS

STD	Nylon Glides	Std
FELT	Felt Glides	\$ N/C

CERTIFICATIONS & COMPLIANCE

- CAL 117-2013 Compliance
- Intertek Sustainability Certified
- BIFMA level® Certified
- BIFMA Compliant® Certified
- TSCA Title VI (CARB) Compliance
- US Green Building's LEED® Contribution

STATEMENT OF LINE




Guest with Wood Slat Back: 173



Guest with ½ Upholstered Back: 175



Guest with Full Upholstered Back: 176



Counter Height Stool: 178



Bar Height Stool: 179

(See Details for all models)

Item	Model No.	Chair Width	Chair Depth	Chair Height	Seat Width	Seat Depth	Seat Height	Arm Height	Ship Wt	Cubic Ft
GUEST WITH WOOD BACK	173	23¾	23	33¼	20½	19¾	20	26	28	16.9



Must Specify (in this order):
Model #
Finish
Upholstery
Glide

Description

- Wall-Saver Design; Stacks Up to 4 High

List Price/Grade	Yards	COM/1	2	3	4	5	6	7	8	9	10	L1	L2
Single Upholstery	1.00	\$ 1169	1218	1259	1299	1360	1422	1511	1602	1710	1833	1479	1611

GUEST WITH 1/2 UPHOLSTERED BACK	175	23¾	23	33¼	20½	19	20	26	28	16.9
---------------------------------	-----	-----	----	-----	-----	----	----	----	----	------



Must Specify (in this order):
Model #
Finish
Primary Upholstery
Accent Upholstery
Glide

Description

- Available with Contrasting Upholsteries
- Wall-Saver Design; Stacks Up to 4 High

List Price/Grade	Yards	COM/1	2	3	4	5	6	7	8	9	10	L1	L2
Single Upholstery	1.50	\$ 1256	1330	1391	1451	1543	1636	1769	1906	2068	2252	1721	1919
Contrasting Upholstery													
Primary	1.00	\$ 1267	1316	1357	1397	1458	1520	1609	1700	1808	1931	1577	1709
Accent	0.75	\$ 0	37	68	98	143	190	257	325	406	498	233	332

GUEST WITH FULL UPHOLSTERED BACK	176	23¾	23	33¼	20½	17¾	20	26	28	16.9
----------------------------------	-----	-----	----	-----	-----	-----	----	----	----	------



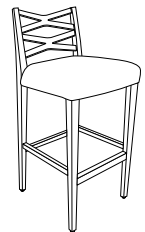
Must Specify (in this order):
Model #
Finish
Primary Upholstery
Accent Upholstery
Glide

Description

- Available with Contrasting Upholsteries
- Wall-Saver Design; Stacks Up to 4 High

List Price/Grade	Yards	COM/1	2	3	4	5	6	7	8	9	10	L1	L2
Single Upholstery	1.50	\$ 1391	1465	1526	1586	1678	1771	1904	2041	2203	2387	1856	2054
Contrasting Upholstery													
Primary	1.00	\$ 1402	1451	1492	1532	1593	1655	1744	1835	1943	2066	1712	1844
Accent	0.75	\$ 0	37	68	98	143	190	257	325	406	498	233	332

BAR AND COUNTER STOOLS WITH WOOD BACK	179	18¾	20¼	41	18¾	17	31	-	24	10.7
	Barstool Height									
	178	18¾	20¼	36	18¾	17	26	-	22	10.7
	Counter Height									



Must Specify (in this order):
Model #
Finish
Upholstery
Glide
Scuff Plate

Description

- Wall-Saver Design
- Optional Scuff Plate ([Scuff Plate Options](#))

List Price/Grade	Yards	COM/1	2	3	4	5	6	7	8	9	10	L1	L2
Single Upholstery	1.00	\$ 1303	1352	1393	1433	1494	1556	1645	1736	1844	1967	1613	1745

For ordering options, [see overview at the beginning of this section.](#)

The warmth of wood blends with supportive comfort in Brea to deliver an enduring design suited for a multitude of applications. Solid hardwood frames provide for a smooth and radiant finish.

CONSTRUCTION

- Exposed wood frames are manufactured using European Beech and are free of spirits, discoloration, pits, shakes, and wormholes
- All chair joints are double-doweled or mortised and tenoned, screwed, and glued for maximum strength and durability
- All seats feature corner blocking
- Frames are individually hand assembled and sanded prior to being finished
- Non-marring nylon glides included in each leg at floor level
- High Grade Polyurethane Foam, 2½" thick in the seat and 1½" thick in the back
- Textiles are sewn with double stitch seams
- High quality resilient sheet webbing ensures a comfortable seating application
- **Rated for users up to 275lbs**
- Ships fully assembled

HOW TO ORDER EXAMPLE

Model No.	Description	Example
516	Finish	GC
	Upholstery	Maharam Across Peacock
	Glides	STD

WOOD FINISHES

Indiana Furniture uses a multi-step, hand finishing process on all exposed wood frames.

Chairs feature a catalyzed varnish finish which offers durability, lasting beauty, and resistance to normal wear.

AW Artisan Walnut	LW Legacy Walnut
AS Asian Night	MW Mahogany Walnut
BW Beigewood*	MO Medium Oak*
BL Black	ORW Oak Riftwood*
CO Columbian Walnut	PNW Pinnacle Walnut
DC Dark Cherry	SCH Select Cherry
DFW Dark Forest Walnut*	SKC Shaker Cherry
WH Designer White	SBP Smoky Brown Pear*
EF Espresso	TK Studio Teak
FO Fawn Oak*	SM Sugar Maple
GC Golden Cherry	SW Sunglow Walnut
HVM Harvest Maple*	WTA Weathered Ash*
HW Harvest Walnut	WC Williamsburg Cherry

* Finish is Low Sheen

UPHOLSTERY OPTIONS

Available in single upholstery in a wide variety of graded-in or contract options, including fabric, vinyl, and leather.

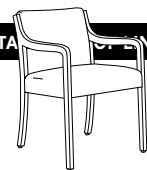
GLIDE OPTIONS

STD	Nylon Glides	Std
FELT	Felt Glides	\$ N/C

CERTIFICATIONS & COMPLIANCE

- Seat and back comply with CAL 117-2013
- Intertek Sustainability Certified
- BIFMA level® Certified
- BIFMA Compliant® Certified
- TSCA Title VI (CARB) Compliance
- US Green Building's LEED® Contribution


STANDARD LINE



Guest with Fully Upholstered Back: 516
[\(See Details\)](#)

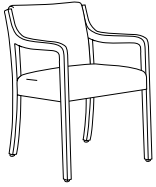


Guest with Wood Framed, Upholstered Back, Open Arms: 517
[\(See Details\)](#)



Guest with Wood Framed, Upholstered Back, Closed Arms: 519
[\(See Details\)](#)

Item	Model No.	Chair Width	Chair Depth	Chair Height	Seat Width	Seat Depth	Seat Height	Arm Height	Ship Wt	Cubic Ft
GUEST WITH FULL UPHOLSTERED BACK	516	23	24	33½	20	18½	18½	26½	28	16.9

**Description**

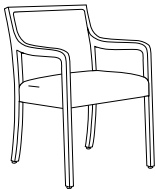
- Standard with: Nylon Glides

List Price/Grade	Yards	COM/1	2	3	4	5	6	7	8	9	10	L1	L2
Single Upholstery	1.50	\$ 1170	1244	1305	1365	1457	1550	1683	1820	1982	2166	1635	1833

Must Specify (in this order):

Model #
Upholstery
Finish
Glide

GUEST WITH WOOD FRAMED BACK, OPEN ARMS	517	23	24	33¼	20	18½	18½	26½	28	16.9
--	-----	----	----	-----	----	-----	-----	-----	----	------

**Description**

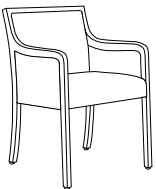
- Standard with: Nylon Glides

List Price/Grade	Yards	COM/1	2	3	4	5	6	7	8	9	10	L1	L2
Single Upholstery	1.50	\$ 1180	1254	1315	1375	1467	1560	1693	1830	1992	2176	1645	1843

Must Specify (in this order):

Model #
Upholstery
Finish
Glide

GUEST WITH WOOD FRAMED BACK, CLOSED ARMS	519	23	24	33¼	20	18½	18½	26½	30	16.9
--	-----	----	----	-----	----	-----	-----	-----	----	------

**Description**

- Standard with: Nylon Glides

List Price/Grade	Yards	COM/1	2	3	4	5	6	7	8	9	10	L1	L2
Single Upholstery	2.00	\$ 1406	1504	1586	1666	1788	1912	2090	2272	2488	2734	2026	2290

Must Specify (in this order):

Model #
Upholstery
Finish
Glide

For ordering options, [see overview at the beginning of this section.](#)

Traditional splendor and elegant styling is showcased in Breman’s stately and timeless wing-back presentation. Precisely placed trim nails, pillow headrest, Queen Anne legs, and button-tufted or plain back models add detail and versatility to this collection. Swivels feature swivel-tilt control with pneumatic height adjustment.

CONSTRUCTION

- Exposed wood components and chair frame are manufactured using European Beech and are free of spirits, discoloration, pits, shakes, and wormholes; base caps are manufactured using select maple
- All chair joints are double-doweled or mortised and tenoned, screwed, and glued for maximum strength and durability
- All seats feature corner blocking
- Frames are individually hand assembled and sanded prior to being finished
- Non-marring nylon glides included in each leg at floor level
- If applicable, caster options include hooded casters available in black, brass and silver or choose black soft casters for hard surfaces
- High Grade Polyurethane Foam, 2" thick in the seat and back
- Textiles are sewn with double stitch seams
- High quality resilient sheet webbing ensures a comfortable seating application
- **Rated for users up to 275lbs**
- Ships fully assembled

HOW TO ORDER EXAMPLE

Model No.	Description	Example
184TB	Finish	SCH
	Upholstery	Green Hides Vulcano Strata
	Nail Trim	NABRS
	Control	STD
	Casters	BRCS

WOOD FINISHES

Indiana Furniture uses a multi-step, hand finishing process on all exposed wood frames.

Chairs feature a catalyzed varnish finish which offers durability, lasting beauty, and resistance to normal wear.

AW Artisan Walnut	LW Legacy Walnut
AS Asian Night	MW Mahogany Walnut
BW Beigewood*	MO Medium Oak*
BL Black	ORW Oak Riftwood*
CO Columbian Walnut	PNW Pinnacle Walnut
DC Dark Cherry	SCH Select Cherry
DFW Dark Forest Walnut*	SKC Shaker Cherry
WH Designer White	SBP Smoky Brown Pear*
EF Espresso	TK Studio Teak
FO Fawn Oak*	SM Sugar Maple
GC Golden Cherry	SW Sunglow Walnut
HVM Harvest Maple*	WTA Weathered Ash*
HW Harvest Walnut	WC Williamsburg Cherry

* Finish is Low Sheen

UPHOLSTERY OPTIONS

Available in single upholstery in a wide variety of graded-in or contract options, including fabric, vinyl, and leather.

NAIL TRIM OPTIONS

NABRS	Brass Nail Trim	Std
NSLVR	Silver Nail Trim	\$ N/C
NONT	No Nail Trim	\$ N/C

CONTROL OPTIONS (IF APPLICABLE)

STD	Swivel-Tilt with Adjustable Tension Spring	Std
KT	Knee-Tilt Control	\$ 281

CASTER OPTIONS (IF APPLICABLE)


BRCS	Brass Hooded Casters	Std
BLCS	Black Hooded Casters	\$ N/C
SLCS	Silver Hooded Casters	\$ N/C
BHC	Black Soft Caster for Hard Surfaces	\$ N/C

CERTIFICATIONS & COMPLIANCE

- Seat and back comply with CAL 117-2013
- Intertek Sustainability Certified
- BIFMA level® Certified
- BIFMA Compliant® Certified
- TSCA Title VI (CARB) Compliance
- US Green Building’s LEED® Contribution



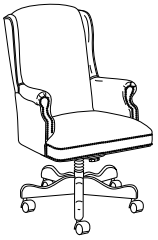
Tufted High Back
Swivel: 184TB
[\(See Details\)](#)



Tufted High Back
Guest: 186TB
[\(See Details\)](#)



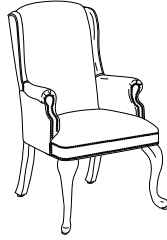
High Pillow Back
Swivel: 184PB
[\(See Details\)](#)



High Back Swivel:
184
[\(See Details\)](#)




Mid Back Swivel:
182
[\(See Details\)](#)



High Back Guest:
186
[\(See Details\)](#)

Item	Model No.	Chair Width	Chair Depth	Chair Height	Seat Width	Seat Depth	Seat Height	Arm Height	Ship Wt	Cubic Ft
TUFTED HIGH BACK SWIVEL	184TB	28	26½	42-46	19	18½	16½-20½	24½-28½	74	25.8



Description


- Standard with: Swivel Tilt Control with Adjustable Tension, Pneumatic Height Adjustment, Tufted Back, Brass Nail Trim, 5-Star Base with Decorative Hardwood Caps, and Brass Hooded Dual Wheel Casters
- Additional Options: Silver Trim ([Nail Trim Options](#)), Soft Casters or Hooded Casters ([Casters Options](#)), and Knee-Tilt Control Option ([See Details](#))

Must Specify (in this order):

- Model #
- Finish
- Upholstery
- Nail Trim
- Control
- Caster

List Price/Grade	Yards	COM/1	2	3	4	5	6	7	8	9	10	L1	L2
Single Upholstery	4.25	\$ 2934	3142	3317	3487	3746	4009	4388	4774	5233	5756	4252	4813

TUFTED HIGH BACK GUEST	186TB	28	30	43½	19	18½	18	26½	54	27.7
------------------------	-------	----	----	-----	----	-----	----	-----	----	------



Description


- Standard with: Tufted Back, Queen Anne Legs, and Brass Nail Trim
- Optional Silver Trim ([Nail Trim Options](#))

Must Specify (in this order):

- Model #
- Finish
- Upholstery
- Nail Trim

List Price/Grade	Yards	COM/1	2	3	4	5	6	7	8	9	10	L1	L2
Single Upholstery	4.25	\$ 2331	2539	2714	2884	3143	3406	3785	4171	4630	5153	3649	4210

HIGH PILLOW BACK SWIVEL	184PB	28	26½	42-46	19	18½	16½-20½	24½-28½	74	25.8
-------------------------	-------	----	-----	-------	----	-----	---------	---------	----	------



Description

- Standard with: Swivel Tilt Control with Adjustable Tension, Pneumatic Height Adjustment, Pillow Back Headrest, Brass Nail Trim, 5-Star Base with Decorative Hardwood Caps, and Brass Hooded Dual Wheel Casters
- Additional Options: Silver Trim ([Nail Trim Options](#)), Soft Casters or Hooded Casters ([Casters Options](#)), and Knee-Tilt Control Option ([See Details](#))

Must Specify (in this order):

- Model #
- Finish
- Upholstery
- Nail Trim
- Control
- Caster

List Price/Grade	Yards	COM/1	2	3	4	5	6	7	8	9	10	L1	L2
Single Upholstery	4.00	\$ 2917	3113	3277	3437	3681	3929	4285	4649	5081	5573	4157	4685

For ordering options, [see overview at the beginning of this section.](#)

Item	Model No.	Chair Width	Chair Depth	Chair Height	Seat Width	Seat Depth	Seat Height	Arm Height	Ship Wt	Cubic Ft
HIGH BACK SWIVEL	184	28	26½	42-46	19	18½	16½-20½	24½-28½	74	25.8



Description


- Standard with: Swivel Tilt Control with Adjustable Tension, Pneumatic Height Adjustment, Brass Nail Trim, 5-Star Base with Decorative Hardwood Caps, and Brass Hooded Dual Wheel Casters
- Additional Options: Silver Trim ([Nail Trim Options](#)), Soft Casters or Hooded Casters ([Casters Options](#)), and Knee-Tilt Control Option ([See Details](#))

List Price/Grade	Yards	COM/1	2	3	4	5	6	7	8	9	10	L1	L2
Single Upholstery	3.75	\$ 2724	2908	3062	3212	3440	3673	4007	4348	4753	5214	3887	4382

Must Specify (in this order):

- Model #
- Finish
- Upholstery
- Nail Trim
- Control
- Caster

HIGH BACK GUEST	186	28	30	43½	19	18½	18	26½	54	27.7
-----------------	-----	----	----	-----	----	-----	----	-----	----	------



Description

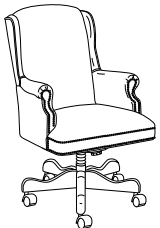
- Standard with: Queen Anne Legs and Brass Nail Trim
- Optional Silver Trim ([Nail Trim Options](#))

List Price/Grade	Yards	COM/1	2	3	4	5	6	7	8	9	10	L1	L2
Single Upholstery	3.75	\$ 2092	2276	2430	2580	2808	3041	3375	3716	4121	4582	3255	3750

Must Specify (in this order):

- Model #
- Finish
- Upholstery
- Nail Trim

MID BACK SWIVEL	182	28	26½	39-43	19	18½	16½-20½	24½-28½	74	25.8
-----------------	-----	----	-----	-------	----	-----	---------	---------	----	------



Description

- Standard with: Swivel Tilt Control with Adjustable Tension, Pneumatic Height Adjustment, Brass Nail Trim, 5-Star Base with Decorative Hardwood Caps, and Brass Hooded Dual Wheel Casters
- Additional Options: Silver Trim ([Nail Trim Options](#)), Soft Casters or Hooded Casters ([Casters Options](#)), and Knee-Tilt Control Option ([See Details](#))

List Price/Grade	Yards	COM/1	2	3	4	5	6	7	8	9	10	L1	L2
Single Upholstery	3.75	\$ 2600	2784	2938	3088	3316	3549	3883	4224	4629	5090	3763	4258

Must Specify (in this order):

- Model #
- Finish
- Upholstery
- Nail Trim
- Control
- Caster

For ordering options, [see overview at the beginning of this section.](#)

The Britta Collection showcases a Mid-Century Scandinavian aesthetic with an appealing contemporary feel. The guest, single lounge, and settee all feature a wall-saver design. Choose from an open or closed arm in an array of wood finishes, with complementing tables available in two edge styles, to create an inviting space with warm and energetic sensibility.

CONSTRUCTION

- High Grade Polyurethane Foam, 1¼- 2½" thick in the seat and 1½ -2½" in the tapered back
- The wood veneer table tops are 1" thick and are made of select grade sliced Walnut, Cherry, Maple, or composite veneers for maximum grain and color consistency
- The knife edge profile features a 5-ply balanced construction with a solid hardwood rim; the square edge profile features a 3-ply balanced construction with a 3mm veneer edge band
- The aprons and legs are solid maple hardwood and ship with adjustable glides
- **Rated for users up to 275lbs**
- Chairs and tables ship fully assembled

HOW TO ORDER EXAMPLE

GUEST AND LOUNGE

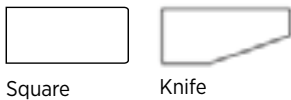
Model No.	Description	Example
246	Finish Primary Upholstery Accent Upholstery Glides	DFW Mayer Fabrics Fiji Aluminum Mayer Fabrics Fedora Bitumen STD

TABLES

Model No.	Description	Example
231-1818ET	Edge Profile Veneer Finish	K DFW

TABLE EDGE PROFILE

- Y Square Edge
- K Knife Edge

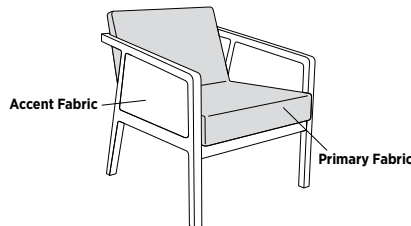



UPHOLSTERY OPTIONS

Available in single or contrasting upholsteries in a wide variety of graded-in or contract options, including fabric, vinyl, and leather.

Single Upholstery

Contrasting Upholstery



WOOD FINISHES ON SEATING

Indiana Furniture uses a multi-step, hand finishing process on all exposed wood frames, offering distinctive grain clarity, superior resistance to normal wear, and ease of maintenance.

AW Artisan Walnut	LW Legacy Walnut
AS Asian Night	MW Mahogany Walnut
BW Beigewood*	MO Medium Oak*
BL Black	ORW Oak Riftwood*
CO Columbian Walnut	PNW Pinnacle Walnut
DC Dark Cherry	SCH Select Cherry
DFW Dark Forest Walnut*	SKC Shaker Cherry
WH Designer White	SBP Smoky Brown Pear*
EF Espresso	TK Studio Teak
FO Fawn Oak*	SM Sugar Maple
GC Golden Cherry	SW Sunglow Walnut
HVM Harvest Maple*	WTA Weathered Ash*
HW Harvest Walnut	WC Williamsburg Cherry

* Finish is Low Sheen

VENEER (W) OPTIONS ON TABLES

Veneer tops feature UVAdvantage, an ultra-violet finish, on all exposed surfaces by utilizing roll-coat UV technology

AW Artisan Walnut	HW Harvest Walnut
CO Columbian Walnut	LW Legacy Walnut
DC Dark Cherry	MW Mahogany Walnut
DFW Dark Forest Walnut	SCH Select Cherry
EF Espresso	SKC Shaker Cherry
GC Golden Cherry	SM Sugar Maple
HVM Harvest Maple	WC Williamsburg Cherry

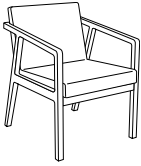
GLIDE OPTIONS

STD Nylon Glides	Std
FELT Felt Glides	\$ N/C

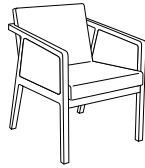
CERTIFICATIONS & COMPLIANCE

- CAL 117-2013 Compliance
- Intertek Sustainability Certified
- BIFMA level® Certified
- BIFMA Compliant® Certified
- TSCA Title VI (CARB) Compliance
- US Green Building's LEED® Contribution


Seating + Tables




Open Arm Guest:
235
[\(See Details\)](#)




Closed Arm Guest:
245
[\(See Details\)](#)



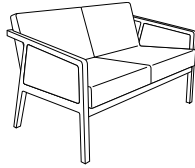
Open Arm Lounge:
236
[\(See Details\)](#)




Closed Arm Lounge:
246
[\(See Details\)](#)



Open Arm Settee:
2362
[\(See Details\)](#)



Closed Arm Settee:
2462
[\(See Details\)](#)




Enhance your space with
Cush Pillows. [See details.](#)



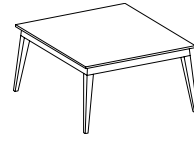
Square End Table:
231-1818ET
[\(See Details\)](#)



Square Cocktail Table:
231-2323SCT
[\(See Details\)](#)

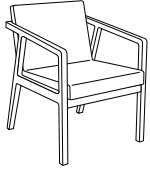


Rectangular Cocktail Table:
231-4723RCT
[\(See Details\)](#)



Square Cocktail Table:
231-3535SCT
[\(See Details\)](#)

Item	Model No.	Chair Width	Chair Depth	Chair Height	Seat Width	Seat Depth	Seat Height	Arm Height	Ship Wt	Cubic Ft
OPEN ARM GUEST	235	23¼	27¼	32	20½	19½	18	25	34	16.0



Description

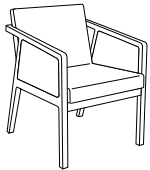
- Standard with: Nylon Glides

Must Specify (in this order):

- Model #
- Finish
- Upholstery
- Glide

List Price/Grade	Yards	COM/1	2	3	4	5	6	7	8	9	10	L1	L2
Single Upholstery	1.50	\$ 1326	1400	1461	1521	1613	1706	1839	1976	2138	2322	1791	1989

CLOSED ARM GUEST	245	23¼	27¼	32	20½	19½	18	25	36	16.0
------------------	-----	-----	-----	----	-----	-----	----	----	----	------



Description


- Standard with: Nylon Glides
- Available with Contrasting Upholsteries

Must Specify (in this order):

- Model #
- Finish
- Primary Upholstery
- Accent Upholstery
- Glide

List Price/Grade	Yards	COM/1	2	3	4	5	6	7	8	9	10	L1	L2
Single Upholstery	2.50	\$ 1529	1652	1754	1854	2007	2162	2384	2612	2882	3189	2304	2634
Contrasting Upholstery													
Primary	1.50	\$ 1529	1652	1754	1854	2007	2162	2384	2612	2882	3189	2304	2634
Accent	1.00	\$ 1529	1652	1754	1854	2007	2162	2384	2612	2882	3189	2304	2634

OPEN ARM LOUNGE	236	24¾	28¾	29¾	22	20½	17¼	22¾	37	16.4
-----------------	-----	-----	-----	-----	----	-----	-----	-----	----	------



Description

- Standard with: Nylon Glides


Must Specify (in this order):

- Model #
- Finish
- Upholstery
- Glide

List Price/Grade	Yards	COM/1	2	3	4	5	6	7	8	9	10	L1	L2
Single Upholstery	1.75	\$ 1571	1657	1729	1799	1905	2014	2170	2329	2518	2733	2114	2345

For ordering options, [see overview at the beginning of this section.](#)

Item	Model No.	Chair Width	Chair Depth	Chair Height	Seat Width	Seat Depth	Seat Height	Arm Height	Ship Wt	Cubic Ft
CLOSED ARM LOUNGE	246	24¾	28¾	29¾	22	20½	17¼	22¾	39	16.4



Description

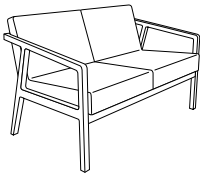
- Standard with: Nylon Glides
- Available with Contrasting Upholsteries

Must Specify (in this order):

- Model #
- Finish
- Primary Upholstery
- Accent Upholstery
- Glide

List Price/Grade	Yards	COM/1	2	3	4	5	6	7	8	9	10	L1	L2
Single Upholstery	2.75	\$ 1752	1887	2000	2110	2277	2448	2693	2943	3240	3578	2605	2968
Contrasting Upholstery													
Primary	1.75	\$ 1752	1838	1910	1980	2086	2195	2351	2510	2699	2914	2295	2526
Accent	1.00	\$ 0	49	90	130	191	253	342	433	541	664	310	442

OPEN ARM SETTEE	2362	46¾	28¾	29¾	44	20½	17¼	22¾	68	29.4
-----------------	------	-----	-----	-----	----	-----	-----	-----	----	------



Description

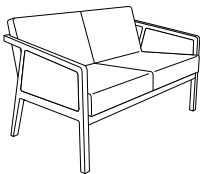
- Standard with: Nylon Glides

Must Specify (in this order):

- Model #
- Finish
- Primary Upholstery
- Accent Upholstery
- Glide

List Price/Grade	Yards	COM/1	2	3	4	5	6	7	8	9	10	L1	L2
Single Upholstery	3.25	\$ 2602	2761	2895	3025	3223	3424	3714	4009	4360	4760	3610	4039

CLOSED ARM SETTEE	2462	46¾	28¾	29¾	44	20½	17¼	22¾	70	29.4
-------------------	------	-----	-----	-----	----	-----	-----	-----	----	------



Description

- Standard with: Nylon Glides
- Available with Contrasting Upholsteries

Must Specify (in this order):

- Model #
- Finish
- Primary Upholstery
- Accent Upholstery
- Glide

List Price/Grade	Yards	COM/1	2	3	4	5	6	7	8	9	10	L1	L2
Single Upholstery	4.25	\$ 2772	2980	3155	3325	3584	3847	4226	4612	5071	5594	4090	4651
Contrasting Upholstery													
Primary	3.25	\$ 2772	2931	3065	3195	3393	3594	3884	4179	4530	4930	3780	4209
Accent	1.00	\$ 0	49	90	130	191	253	342	433	541	664	310	442

For ordering options, [see overview at the beginning of this section.](#)

Item	Model No.		W	D	H	Ship Wt	Cubic Ft	List Price	
END TABLE	231-1818ET	Square Edge	18	18	20	18	10.8	Y\$	1349
		Knife Edge						K\$	1726



Must Specify (in this order):
Model #
Finish
Edge

Description

- Standard with: Adjustable Glides
- Specify Square (Y) or Knife (K) Edge ([See Edge Details](#))
- Ships Fully Assembled

SMALL SQUARE COCKTAIL TABLE	231-2323SCT	Square Edge	23	23	16	21	10.8	Y\$	1379
		Knife Edge						K\$	1767

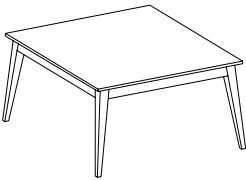


Must Specify (in this order):
Model #
Finish
Edge

Description

- Standard with: Adjustable Glides
- Specify Square (Y) or Knife (K) Edge ([See Edge Details](#))
- Ships Fully Assembled

SQUARE COCKTAIL TABLE	231-3535SCT	Square Edge	34 $\frac{7}{8}$	34 $\frac{7}{8}$	16	45	25.7	Y\$	1652
		Knife Edge						K\$	2122

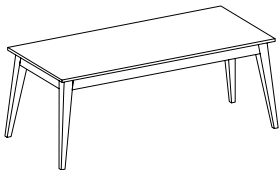


Must Specify (in this order):
Model #
Finish
Edge

Description

- Standard with: Adjustable Glides
- Specify Square (Y) or Knife (K) Edge ([See Edge Details](#))
- Ships Fully Assembled

RECTANGULAR COCKTAIL TABLE	231-4723RCT	Square Edge	46 $\frac{7}{8}$	23	16	36	23.1	Y\$	1617
		Knife Edge						K\$	2080



Must Specify (in this order):
Model #
Finish
Edge

Description

- Standard with: Adjustable Glides
- Specify Square (Y) or Knife (K) Edge ([See Edge Details](#))
- Ships Fully Assembled



Square



Knife

For ordering options, [see overview at the beginning of this section](#)

Flexibility doesn't have to be complicated. With just a few shapely modular components, Carreta provides an array of highly functional, reconfigurable lounge and open meeting space options. Combine any of our standard upholsteries on benches with or without backrests. Unique tables help define the look and support portable technologies.

CONSTRUCTION

- Frames are ¾" particle board
- Non-marring nylon glides included in each leg at floor level
- High Grade Polyurethane Foam, 2½" thick in the seat and 1¾" thick in the back
- Textiles are sewn with double stitch seams
- Each model features a black stainless steel sled base with adjustable levelers
- Seating rated for users up to 275lbs
- Ships fully assembled

HOW TO ORDER EXAMPLE

SEATING MODULES

Model No.	Description	Example
440-3272F	Primary Upholstery	Silververtex Turquoise
	Accent Upholstery (if applicable)	Silververtex Ice

TABLES

Model No.	Description	Example
440-3221ET	Power Supply	Std

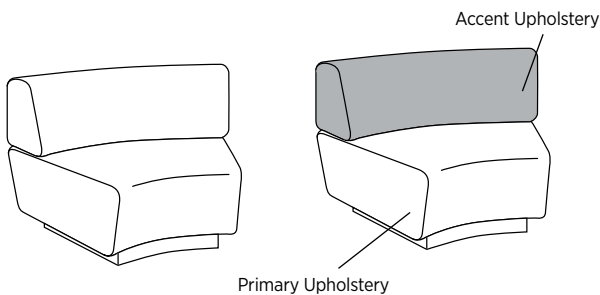
UPHOLSTERY OPTIONS

Available in single or contrasting upholsteries in a wide variety of graded-in or contract options, including fabric, vinyl, and leather.

Due to Carreta's unique shape on curved models, not all upholsteries are recommended. We have pre-approved upholsteries (Silververtex and Whisper Vinyl). [See over 70 color options.](#) Please contact Customer Service for swatch approval prior to specifying.

Single Upholstery

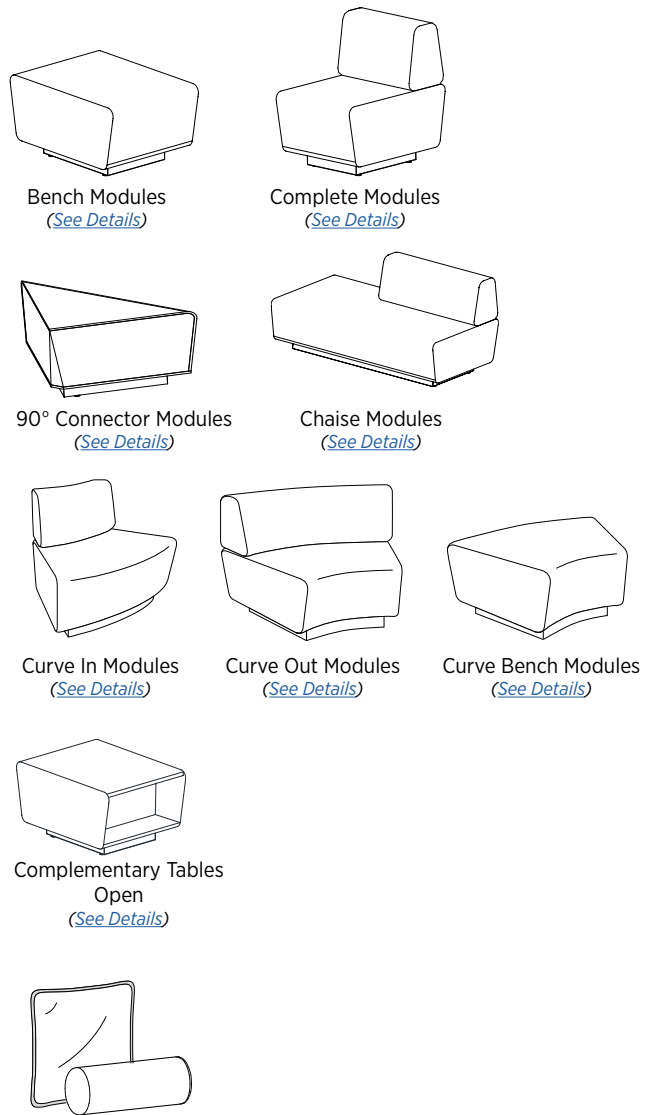
Contrasting Upholstery



CERTIFICATIONS & COMPLIANCE

- CAL 117-2013 Compliance
- Intertek Sustainability Certified
- BIFMA level® Certified
- BIFMA Compliant® Certified
- TSCA Title VI (CARB) Compliance
- US Green Building's LEED® Contribution

STATEMENT OF LINE



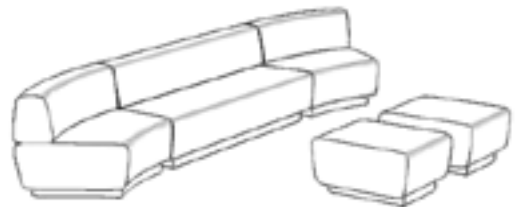
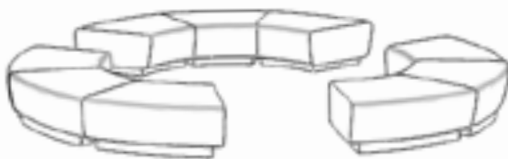
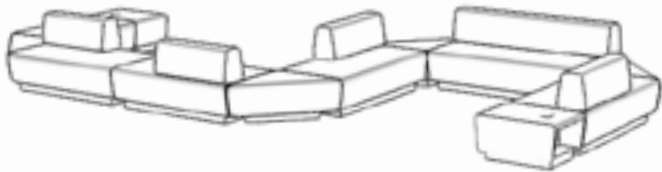
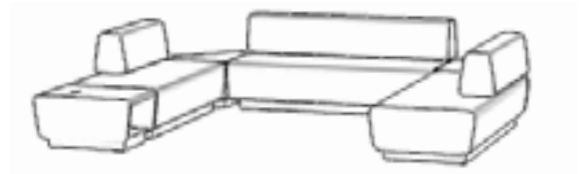
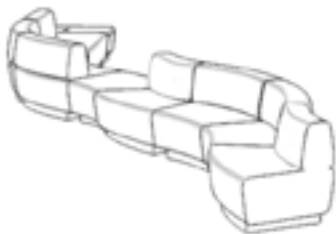
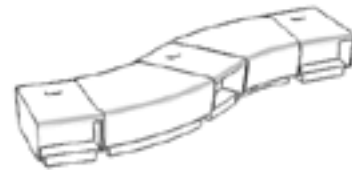
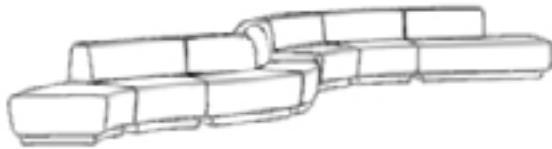
Enhance your space with Cush Pillows. [See details.](#)

POWER SUPPLY FOR TABLES

STD	No Power Supply	Std
-----	-----------------	-----

Go straight, curve it up, or create anything in between. Carreta's flexibility allows you to design the perfect setting for your space.

Need help getting started? No problem. Below are a few thought starters, which show Carreta's versatility and range of application.



Item	Model No.	Width	Depth	Height	Ship Wt	Cubic Ft	List Price
------	-----------	-------	-------	--------	---------	----------	------------



440-1		347	64	35 ½	904	239.5	\$ 33725
-------	--	-----	----	------	-----	-------	----------

CONSISTS OF:		QTY					
440-3242CB		1	Curve Bench Module (Gr 2)				\$ 2943
440-3242COF		4	Curve Out Module (Gr 2)				\$ 19432
440-3242CIF		2	Curve In Module (Gr 2)				\$ 8236
440-3260L		1	Chaise Module, Left (Gr 2)				\$ 3114

Products are available as left or right and with other features, where applicable
Grade 2 with standard metal leg pricing

440-2		222	64	35 ½	476	129.8	\$ 23224
-------	--	-----	----	------	-----	-------	----------



CONSISTS OF:		QTY					
440-3242COF		4	Curve Out Module (Gr 2)				\$ 19432
440-3221MT		2	Complementary Table Open				\$ 3792

Products are available as left or right and with other features, where applicable
Grade 2 with standard metal leg pricing

440-3		135	125	30 ½	546	175	\$ 13923
-------	--	-----	-----	------	-----	-----	----------



CONSISTS OF:		QTY					
440-3221MT		1	Complementary Table Open				\$ 3792
440-90C		2	90° Connector Module				\$ 2756
440-3272F		1	Complete Module				\$ 3509
440-3260R		1	Chaise Module, Right				\$ 2881
440-3260L		1	Chaise Module, Left				\$ 3114

Products are available as left or right and with other features, where applicable
Grade 1 with standard metal leg pricing

For ordering options, [see overview at the beginning of this section.](#)

Item	Model No.	Width	Depth	Height	Ship Wt	Cubic Ft	List Price
------	-----------	-------	-------	--------	---------	----------	------------



	440-4	285	125	30 ½	1011	321.5	\$ 26176
--	-------	-----	-----	------	------	-------	----------

CONSISTS OF:		QTY					
440-3221MT	2	Complementary Table Open					\$ 3792
440-90C	4	90° Connector Module					\$ 5512
440-3272F	1	Complete Module					\$ 3509
440-3248B	1	Bench Module					\$ 1839
440-3260R	2	Chaise Module, Right					\$ 5762
440-3260L	2	Chaise Module, Left					\$ 5762

Products are available as left or right and with other features, where applicable
Grade 1 with standard metal leg pricing

	440-5	174	124	30 ½	654	236.6	\$ 13367
--	-------	-----	-----	------	-----	-------	----------

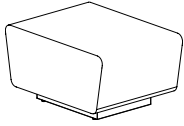


CONSISTS OF:		QTY					
440-3272F	1	Complete Module					\$ 3509
440-90C	1	90° Connector Module					\$ 2756
440-3221MT	1	Complementary Table Open					\$ 3792
440-3272R	1	Chaise Module, Right					\$ 3292
440-3272L	1	Chaise Module, Left					\$ 3292

Products are available as left or right and with other features, where applicable
Grade 1 with standard metal leg pricing

For ordering options, [see overview at the beginning of this section.](#)

Item	Model No.	Chair Width	Chair Depth	Chair Height	Seat Width	Seat Depth	Seat Height	Arm Height	Ship Wt	Cubic Ft				
BENCH MODULE	440-3272B	71	32	17	71	32	17	—	140	26.6				
	List Price/Grade	Yards	COM/1	2	3	4	5	6	7	8	9	10	L1	L2
	Single Upholstery	4.25	\$ 2385	2593	2768	2938	3197	3460	3839	4225	4684	5207	NA	NA
	440-3260B	59	32	17	59	32	17	—	120	22.3				
	List Price/Grade	Yards	COM/1	2	3	4	5	6	7	8	9	10	L1	L2
	Single Upholstery	3.50	\$ 2103	2275	2418	2558	2772	2989	3300	3619	3997	4427	NA	NA
	440-3248B	47	32	17	47	32	17	—	99	18.0				
	List Price/Grade	Yards	COM/1	2	3	4	5	6	7	8	9	10	L1	L2
	Single Upholstery	2.75	\$ 1839	1974	2087	2197	2364	2535	2780	3030	3327	3665	NA	NA
	440-3236B	35½	32	17	35½	32	17	—	75	13.6				
	List Price/Grade	Yards	COM/1	2	3	4	5	6	7	8	9	10	L1	L2
	Single Upholstery	2.25	\$ 1558	1668	1761	1851	1988	2127	2328	2532	2775	3052	NA	NA
	440-3224B	23½	32	17	23½	32	17	—	56	9.3				
	List Price/Grade	Yards	COM/1	2	3	4	5	6	7	8	9	10	L1	L2
	Single Upholstery	1.75	\$ 1420	1506	1578	1648	1754	1863	2019	2178	2367	2582	NA	NA

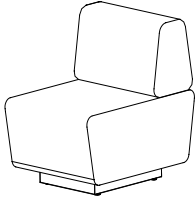


Shown as 24"

Must Specify (in this order):
Model #
Primary Upholstery

Description

- Standard with: Black Stainless Steel Sled Base with Adjustable Levelers
- Due to Carreta's Unique Shape, Not All Upholsteries are Recommended. If Specifying with Carreta Curve Models, Note the Limits of the Textiles Offering. Please Contact Customer Service for Swatch Approval Prior to Specifying.

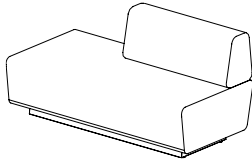
Item	Model No.	Chair Width	Chair Depth	Chair Height	Seat Width	Seat Depth	Seat Height	Arm Height	Ship Wt	Cubic Ft			
COMPLETE MODULE	440-3272F	71	32	30½	71	20	17	—	180	46.5			
 <p>Shown as 24"</p>													
List Price/Grade	Yards	COM/1	2	3	4	5	6	7	8	9	10	L1	L2
Single Upholstery	6.50 \$	3509	3828	4094	4354	4751	5154	5732	6324	7026	7825	NA	NA
Contrasting Upholstery													
Primary	4.00 \$	3509	3705	3869	4029	4273	4521	4877	5241	5673	6165	NA	NA
Accent	2.50 \$	0	123	225	325	478	633	855	1083	1353	1660	NA	NA
440-3260F		59	32	30½	59	20	17	—	155	39.0			
List Price/Grade	Yards	COM/1	2	3	4	5	6	7	8	9	10	L1	L2
Single Upholstery	5.50 \$	3095	3365	3590	3810	4146	4487	4976	5477	6071	6747	NA	NA
Contrasting Upholstery													
Primary	3.50 \$	3095	3267	3410	3550	3764	3981	4292	4611	4989	5419	NA	NA
Accent	2.00 \$	0	98	180	260	382	506	684	866	1082	1328	NA	NA
440-3248F		47	32	30½	47	20	17	—	129	31.5			
List Price/Grade	Yards	COM/1	2	3	4	5	6	7	8	9	10	L1	L2
Single Upholstery	4.50 \$	2720	2941	3125	3305	3580	3859	4259	4669	5155	5708	NA	NA
Contrasting Upholstery													
Primary	2.75 \$	2720	2855	2968	3078	3245	3416	3661	3911	4208	4546	NA	NA
Accent	1.75 \$	0	86	157	227	335	443	598	758	947	1162	NA	NA
440-3236F		35½	32	30½	35½	20	17	—	100	23.8			
List Price/Grade	Yards	COM/1	2	3	4	5	6	7	8	9	10	L1	L2
Single Upholstery	3.50 \$	2308	2480	2623	2763	2977	3194	3505	3824	4202	4632	NA	NA
Contrasting Upholstery													
Primary	2.00 \$	2308	2406	2488	2568	2690	2814	2992	3174	3390	3636	NA	NA
Accent	1.50 \$	0	74	135	195	287	380	513	650	812	996	NA	NA
440-3224F		23½	32	30½	23½	20	17	—	76	16.3			
List Price/Grade	Yards	COM/1	2	3	4	5	6	7	8	9	10	L1	L2
Single Upholstery	2.75 \$	2103	2238	2351	2461	2628	2799	3044	3294	3591	3929	NA	NA
Contrasting Upholstery													
Primary	1.75 \$	2103	2189	2261	2331	2437	2546	2702	2861	3050	3265	NA	NA
Accent	1.00 \$	0	49	90	130	191	253	342	433	541	664	NA	NA

Must Specify (in this order):
 Model #
 Primary Upholstery
 Accent Upholstery

Description

- Standard with: Black Stainless Steel Sled Base with Adjustable Levelers
- Available with Contrasting Upholsteries
- Due to Carreta's Unique Shape, Not All Upholsteries are Recommended. If Specifying with Carreta Curve Models, Note the Limits of the Textiles Offering. Please Contact Customer Service for Swatch Approval Prior to Specifying.

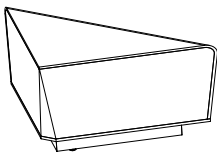
For ordering options, [see overview at the beginning of this section.](#)

Item	Model No.	Chair Width	Chair Depth	Chair Height	Seat Width	Seat Depth	Seat Height	Arm Height	Ship Wt	Cubic Ft				
CHAISE MODULE  Shown as 60" Right Unit <u>Must Specify (in this order):</u> Model # Primary Upholstery Accent Upholstery	Left	Right												
	440-3272L	440-3272R	71	32	30½	71	20	17	—	170	46.5			
	List Price/Grade	Yards	COM/1	2	3	4	5	6	7	8	9	10	L1	L2
	Single Upholstery	5.75	\$ 3292	3574	3810	4040	4390	4747	5259	5782	6403	7110	NA	NA
	Contrasting Upholstery													
	Primary	4.00	\$ 3292	3488	3652	3812	4056	4304	4660	5024	5456	5948	NA	NA
	Accent	1.75	\$ 0	86	158	228	334	443	599	758	947	1162	NA	NA
	440-3260L	440-3260R	59	32	30½	59	20	17	—	145	39.0			
	List Price/Grade	Yards	COM/1	2	3	4	5	6	7	8	9	10	L1	L2
	Single Upholstery	4.75	\$ 2881	3114	3309	3499	3788	4083	4506	4938	5451	6035	NA	NA
Contrasting Upholstery														
Primary	3.50	\$ 2881	3040	3174	3304	3502	3703	3993	4288	4639	5039	NA	NA	
Accent	1.50	\$ 0	74	135	195	286	380	513	650	812	996	NA	NA	

Description

- Standard with: Black Stainless Steel Sled Base with Adjustable Levelers
- Available with Contrasting Upholsteries
- Due to Carreta's Unique Shape, Not All Upholsteries are Recommended. If Specifying with Carreta Curve Models, Note the Limits of the Textiles Offering. Please Contact Customer Service for Swatch Approval Prior to Specifying.

90° CONNECTOR MODULE	440-90C	45	23	17	45	23	17	—	29	23.3			
List Price/Grade	Yards	COM/1	2	3	4	5	6	7	8	9	10	L1	L2
Single Upholstery	2.00	\$ 1378	1476	1558	1638	1760	1884	2062	2244	2460	2706	NA	NA

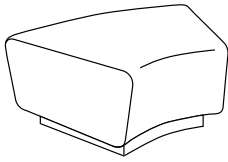


Must Specify (in this order):
 Model #
 Primary Upholstery

Description

- Standard with: Black Stainless Steel Sled Base with Adjustable Levelers
- Available with Contrasting Upholsteries
- Due to Carreta's Unique Shape, Not All Upholsteries are Recommended. If Specifying with Carreta Curve Models, Note the Limits of the Textiles Offering. Please Contact Customer Service for Swatch Approval Prior to Specifying.

Item	Model No.	Chair Width	Chair Depth	Chair Height	Seat Width	Seat Depth	Seat Height	Arm Height	Ship Wt	Cubic Ft
CURVE BENCH MODULE	440-3242CB	45	32	17	24-45	32	17	—	99	17.5




Must Specify (in this order):
Model #
Primary Upholstery

List Price/Grade	Yards	COM/1	2	3	4	5	6	7	8	9	10	L1	L2
Single Upholstery	2.75 \$	-	2943	3056	-	-	-	-	-	-	-	-	-

Description

- Standard with: Black Stainless Steel Sled Base with Adjustable Levelers
- The Seats of Curved Modules are only offered in Silvertex (Grade 3) and Whisper Vinyl (Grade 2)
- Due to Carreta's Unique Shape, Not All Upholsteries are Recommended. Please Contact Customer Service for Swatch Approval Prior to Specifying.

Item	Model No.	Chair Width	Chair Depth	Chair Height	Seat Width	Seat Depth	Seat Height	Arm Height	Ship Wt	Cubic Ft
CURVE IN MODULE	440-3242CIF	45	32	31½	30-45	20½	17	—	110	30.5




Must Specify (in this order):
Model #
Primary Upholstery
Accent Upholstery

List Price/Grade	Yards	COM/1	2	3	4	5	6	7	8	9	10	L1	L2
Single Upholstery	4.75 \$	-	4118	4313	-	-	-	-	-	-	-	-	-
Contrasting Upholstery													
Primary	3.00 \$	-	4032	4155	-	-	-	-	-	-	-	-	-
Accent	1.75 \$	0	86	158	228	334	443	599	758	947	1162	NA	NA

Description

- Standard with: Black Stainless Steel Sled Base with Adjustable Levelers
- Available with Contrasting Upholsteries
- The Seats of Curved Modules are only offered in Silvertex (Grade 3) and Whisper Vinyl (Grade 2)
- Due to Carreta's Unique Shape, Not All Upholsteries are Recommended. Please Contact Customer Service for Swatch Approval Prior to Specifying.

Item	Model No.	Chair Width	Chair Depth	Chair Height	Seat Width	Seat Depth	Seat Height	Arm Height	Ship Wt	Cubic Ft
CURVE OUT MODULE	440-3242COF	45	32	31½	24-38½	20½	17	—	100	30.5



Must Specify (in this order):
Model #
Primary Upholstery
Accent Upholstery

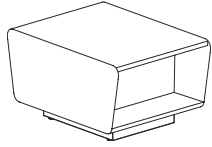
List Price/Grade	Yards	COM/1	2	3	4	5	6	7	8	9	10	L1	L2
Single Upholstery	4.75 \$	-	4858	5053	-	-	-	-	-	-	-	-	-
Contrasting Upholstery													
Primary	3.00 \$	-	4772	4895	-	-	-	-	-	-	-	-	-
Accent	1.75 \$	0	86	158	228	334	443	599	758	947	1162	NA	NA

Description

- Standard with: Black Stainless Steel Sled Base with Adjustable Levelers
- Available with Contrasting Upholsteries
- The Seats of Curved Modules are only offered in Silvertex (Grade 3) and Whisper Vinyl (Grade 2)
- Due to Carreta's Unique Shape, Not All Upholsteries are Recommended. Please Contact Customer Service for Swatch Approval Prior to Specifying.

For ordering options, [see overview at the beginning of this section.](#)

Item	Model No.	W	D	H	Ship Wt	Cubic Ft	List Price
COMPLEMENTARY TABLE OPEN	440-3221MT_OPEN	21	32	17	18	3.9	\$ 1896



Description

- Designer White Laminate
- Black Stainless Steel Sled Base with Adjustable Levelers
- Optional Power ([See Options](#))

Must Specify (in this order):

Model #
Power

The perfect companion for traditional casegoods, Cirka creates an enduring style of guest seating for office, lounge, or conference environments. Select caster models for easy mobility.

CONSTRUCTION

- Exposed wood components and chair frame are manufactured using European Beech and are free of spirits, discoloration, pits, shakes, and wormholes
- All chair joints are double-doweled or mortised and tenoned, screwed, and glued for maximum strength and durability
- All seats feature corner blocking
- Frames are individually hand assembled and sanded prior to being finished
- Non-marring nylon glides included in each leg at floor level
- High Grade Polyurethane Foam, 1¾" thick in the seat and 2" thick in the back
- Textiles are sewn with double stitch seams
- High quality resilient sheet webbing ensures a comfortable seating application
- **Rated for users up to 275lbs**
- Ships fully assembled

HOW TO ORDER EXAMPLE

Model No.	Description	Example
208	Finish	SBP
	Upholstery	Momentum Canter EPU Nimbus
	Nail Trim/Casters	NSLVR
	Glides	FELT

WOOD FINISHES

Indiana Furniture uses a multi-step, hand finishing process on all exposed wood frames.

Chairs feature a catalyzed varnish finish which offers durability, lasting beauty, and resistance to normal wear.

AW Artisan Walnut	LW Legacy Walnut
AS Asian Night	MW Mahogany Walnut
BW Beigewood^	MO Medium Oak*
BL Black	ORW Oak Riftwood*
CO Columbian Walnut	PNW Pinnacle Walnut
DC Dark Cherry	SCH Select Cherry
DFW Dark Forest Walnut*	SKC Shaker Cherry
WH Designer White	SBP Smoky Brown Pear*
EF Espresso	TK Studio Teak
FO Fawn Oak*	SM Sugar Maple
GC Golden Cherry	SW Sunglow Walnut
HVM Harvest Maple*	WTA Weathered Ash*
HW Harvest Walnut	WC Williamsburg Cherry

* Finish is Low Sheen

UPHOLSTERY OPTIONS

Available in single upholstery in a wide variety of graded-in or contract options, including fabric, vinyl, and leather.

NAIL TRIM & CASTERS (IF APPLICABLE)

NABRS	Brass Nail Trim/Brass Hard Casters (if applicable)	Std
NSLVR	Silver Nail Trim/Silver Hard Casters (if applicable)	\$ N/C
NONT	No Nail Trim/Specify Brass or Silver Casters (if applicable)	\$ N/C

GLIDE OPTIONS (IF APPLICABLE)

STD	Nylon Glides	Std
FELT	Felt Glides	\$ N/C

CERTIFICATIONS & COMPLIANCE

- CAL 117-2013 Compliance
- Intertek Sustainability Certified
- BIFMA level® Certified
- BIFMA Compliant® Certified
- TSCA Title VI (CARB) Compliance
- US Green Building's LEED® Contribution

STATEMENT OF LINE



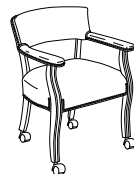
Half Barrel Back Guest: 206
[\(See Details\)](#)



Half Barrel Back on Casters: 208
[\(See Details\)](#)



Half Back Guest: 226
[\(See Details\)](#)



Half Back Guest on Casters: 228
[\(See Details\)](#)

Item	Model No.	Chair Width	Chair Depth	Chair Height	Seat Width	Seat Depth	Seat Height	Arm Height	Ship Wt	Cubic Ft
HALF UPHOLSTERED BARREL BACK GUEST	206	25	23	30	18	18½	17	25	30	16.9



Description

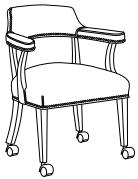
- Standard with: Brass Nail Trim
- Optional Silver Trim ([See Options](#))

List Price/Grade	Yards	COM/1	2	3	4	5	6	7	8	9	10	L1	L2
Single Upholstery	1.75	\$ 1799	1885	1957	2027	2133	2242	2398	2557	2746	2961	2342	2573

Must Specify (in this order):

- Model #
- Finish
- Upholstery
- Nail Trim Color
- Glide

HALF UPHOLSTERED BARREL BACK WITH CASTERS	208	25	23	30	18	18½	17	26¾	30	16.9
---	-----	----	----	----	----	-----	----	-----	----	------



Description

- Standard with: Brass Nail Trim and Brass Hooded Dual Wheel **Hard** Casters Standard
- Optional Silver Trim and **Hard** Casters ([See Options](#))
- Not Recommended for Use with Conference Tables

List Price/Grade	Yards	COM/1	2	3	4	5	6	7	8	9	10	L1	L2
Single Upholstery	1.75	\$ 1932	2018	2090	2160	2266	2375	2531	2690	2879	3094	2475	2706

Must Specify (in this order):

- Model #
- Finish
- Upholstery
- Caster/Nail Trim

HALF UPHOLSTERED BACK GUEST	226	24	23½	30	18	18	18	24½	30	16.9
-----------------------------	-----	----	-----	----	----	----	----	-----	----	------



Description

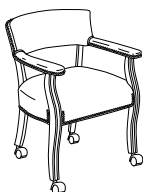
- Standard with: Brass Nail Trim
- Optional Silver Trim ([See Options](#))

List Price/Grade	Yards	COM/1	2	3	4	5	6	7	8	9	10	L1	L2
Single Upholstery	2.00	\$ 1324	1422	1504	1584	1706	1830	2008	2190	2406	2652	1944	2208

Must Specify (in this order):

- Model #
- Finish
- Upholstery
- Nail Trim Color
- Glide

HALF UPHOLSTERED BACK WITH CASTERS	228	24	23½	30	18	18	18	25½	30	16.9
------------------------------------	-----	----	-----	----	----	----	----	-----	----	------



Description

- Standard with: Brass Nail Trim and Brass Hooded Dual Wheel **Hard** Casters Standard
- Optional Silver Trim and **Hard** Casters ([See Options](#))
- Not Recommended for Use with Conference Tables

List Price/Grade	Yards	COM/1	2	3	4	5	6	7	8	9	10	L1	L2
Single Upholstery	2.00	\$ 1362	1460	1542	1622	1744	1868	2046	2228	2444	2690	1982	2246

Must Specify (in this order):

- Model #
- Finish
- Upholstery
- Caster/Nail Trim

For ordering options, [see overview at the beginning of this section.](#)

For private office, conference, or in an open collaborative space, Clutch is designed to fit your exact need. Choose the height that fits the environment, the arm that supports the task, and the base that works best for the project. Contoured lumbar support and flexible suspension provide all day comfort. A selection of arm and base styles offer the right adjustment. Spec the appropriate final touches for highbrow environments or scale for casual office settings.

CONSTRUCTION

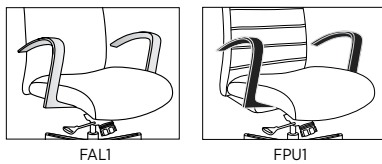
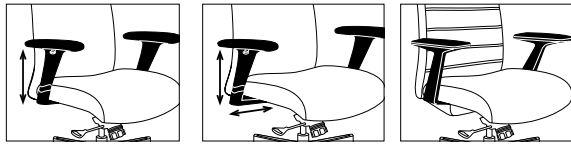
- Backs are formed with a steel tubular frame
- Seats are manufactured of plywood
- 3/8" diameter bolts fasten back to seat
- High Grade Polyurethane Foam, 3" thick in the seat and 1" thick in the back; seat polyurethane is a molded fabrication and is highly resilient
- Contoured seat with waterfall edge for ergonomic comfort
- Textiles are sewn with double stitch seams
- **Rated for users up to 275lbs**
- Ships fully assembled

HOW TO ORDER EXAMPLE

Model No.	Description	Example
584	Arm	FAL1
	Control	ST
	Base	ALM Base
	Caster	BHC
	Upholstery	UF Brisa Original Sand

ARM OPTIONS

NO ARM	Armless	\$ -127
ABT2	Black Height Adjustable T	\$ Std
FBT1	Black Fixed T	\$ 136
ABT2W	Black Height and Width Adjustable T	\$ 155
FAL1	Aluminum Fixed Loop	\$ 214
FPU1	Black Fixed Loop	\$ 136



CONTROL OPTIONS

SW	Swivel Tilt Control	Std
KT	Knee Tilt Control	\$ 90
ST	Synchro Knee Tilt Control	\$ 133
SS	Synchro Tilt Control with Seat Slider	\$ 164

BASE OPTIONS

BLK BASE	Black Nylon Base	Std
ALM BASE	Polished Aluminum Base	\$ 108
AS POWD	Powder-Coated Silver Base	\$ 175

CASTER OPTIONS

BCC	Black Dual Wheel Carpet Caster	Std
BHC	Black Soft Caster for Hard Surfaces	N/C
BG	Black Glides for All Surfaces	N/C
CHRC	Chrome-Rimmed Hard Surface Caster with Roll Control	\$ 374

UPHOLSTERY OPTIONS

Available in single upholstery in a wide variety of graded-in or contract options, including fabric, vinyl, and leather.

CERTIFICATIONS & COMPLIANCE

- CAL 117-2013 Compliance
- Intertek Sustainability Certified
- BIFMA level® Certified
- BIFMA Compliant® Certified
- TSCA Title VI (CARB) Compliance
- US Green Building's LEED® Contribution

STATEMENT OF LINE



High Back:
584
[\(See Details\)](#)

Mid Back:
582
[\(See Details\)](#)

Item	Model No.	Chair Width	Chair Depth	Chair Height	Seat Width	Seat Depth	Seat Height	Arm Height	Ship Wt	Cubic Ft
HIGH BACK SWIVEL	584	26	26	43-48	20½	19	16¼-21¼	25¾-29¾	46	26.4



Description

- Ergonomic Curved Back Provides Lumbar Support and Promotes Circulation
- Standard with: Swivel Tilt Control with Adjustable Tension; Pneumatic Height Adjustment, 5-Star Base Fiberglass Reinforced Nylon Base, Black Height Adjustable T-Arm, and Black Dual Wheel Carpet Casters
- Specify [Arm Option](#), [Control Option](#), [Base Option](#), and [Caster Option](#)

List Price/Grade	Yards	COM/1	2	3	4	5	6	7	8	9	10	L1	L2
Single Upholstery	2.25	\$ 1804	1914	2007	2097	2234	2373	2574	2778	3021	3298	2502	2799

Must Specify (in this order):

- Model #
- Arm
- Control Option
- Base
- Casters
- Primary Upholstery

Item	Model No.	Chair Width	Chair Depth	Chair Height	Seat Width	Seat Depth	Seat Height	Arm Height	Ship Wt	Cubic Ft
MID BACK SWIVEL	582	26	26	37-42	20½	19	16¼-21¼	25¾-29¾	46	26.4



Description

- Ergonomic Curved Back Provides Lumbar Support and Promotes Circulation
- Standard with: Swivel Tilt Control with Adjustable Tension; Pneumatic Height Adjustment, 5-Star Base Fiberglass Reinforced Nylon Base, Black Height Adjustable T-Arm, and Black Dual Wheel Carpet Casters
- Specify [Arm Option](#), [Control Option](#), [Base Option](#), and [Caster Option](#)

List Price/Grade	Yards	COM/1	2	3	4	5	6	7	8	9	10	L1	L2
Single Upholstery	1.50	\$ 1605	1679	1740	1800	1892	1985	2118	2255	2417	2601	2070	2268

Must Specify (in this order):

- Model #
- Arm
- Control Option
- Base
- Casters
- Primary Upholstery

For ordering options, [see overview at the beginning of this section.](#)

Clean lines, five back styles, and beautiful hardwood frames form a versatile collection of guest seating to outfit any environment. From contemporary to traditional, corporate to healthcare, Delphi adds style without sacrificing comfort. The ability to mix and match back styles gives you design freedom to create the perfect look, and provide lasting comfort, for a diverse range of users. High Occupancy models support users up to 400lbs.

CONSTRUCTION

- Exposed wood components are manufactured using European Beech and are free of spirits, discoloration, pits, shakes, and wormholes
- All chair joints are double-doweled or mortised and tenoned, screwed, and glued for maximum strength and durability
- Frames are individually hand assembled and sanded prior to being finished
- Non-marring nylon glides included in each leg at floor level
- High Grade Polyurethane Foam, 1½" thick in the seat and back
- High quality resilient sheet webbing ensures a comfortable seating application
- **Standard units support users up to 275lbs and High Occupancy units support users up to 400lbs**
- Ships fully assembled

HOW TO ORDER EXAMPLE

Model No.	Description	Example
266B	Finish	WTA
	Primary Upholstery	Momentum Graph Alpine
	Accent Upholstery	Momentum Boom II Pewter
	Glides	STD

WOOD FINISHES

Indiana Furniture uses a multi-step, hand finishing process on all exposed wood frames.

Chairs feature a catalyzed varnish finish which offers durability, lasting beauty, and resistance to normal wear.

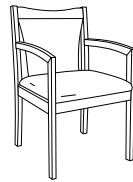
AW Artisan Walnut	LW Legacy Walnut
AS Asian Night	MW Mahogany Walnut
BW Beigewood*	MO Medium Oak*
BL Black	ORW Oak Riftwood*
CO Columbian Walnut	PNW Pinnacle Walnut
DC Dark Cherry	SCH Select Cherry
DFW Dark Forest Walnut*	SKC Shaker Cherry
WH Designer White	SBP Smoky Brown Pear*
EF Espresso	TK Studio Teak
FO Fawn Oak*	SM Sugar Maple
GC Golden Cherry	SW Sunglow Walnut
HVM Harvest Maple*	WTA Weathered Ash*
HW Harvest Walnut	WC Williamsburg Cherry

* Finish is Low Sheen

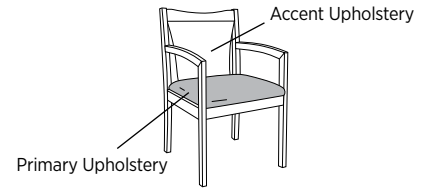
UPHOLSTERY OPTIONS

Available in single or contrasting upholsteries in a wide variety of graded-in or contract options, including fabric, vinyl, and leather.

Single Upholstery



Contrasting Upholstery

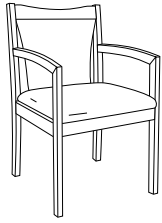


GLIDE OPTIONS

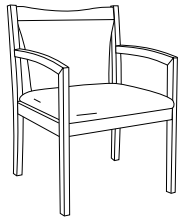
STD	Nylon Glides	Std
FELT	Felt Glides	\$ N/C

CERTIFICATIONS

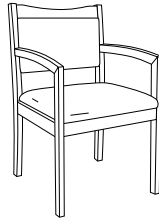
- CAL 117-2013 Compliance
- Intertek Sustainability Certified
- BIFMA level® Certified
- BIFMA Compliant® Certified
- TSCA Title VI (CARB) Compliance
- US Green Building's LEED® Contribution



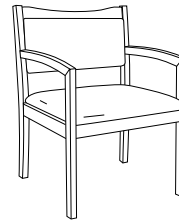
Full Back Guest:
266
[\(See Details\)](#)



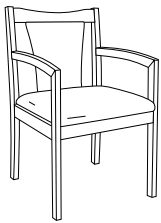
High Occupancy,
Full Back Guest:
266B
[\(See Details\)](#)



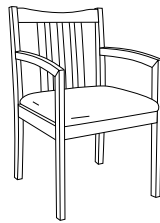
Clean Out Back
Guest: 267
[\(See Details\)](#)




High Occupancy,
Clean Out Back
Guest: 267B
[\(See Details\)](#)



Sculpted Back Guest:
276
[\(See Details\)](#)

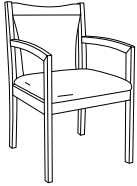


Vertical Slat Back
Guest: 287
[\(See Details\)](#)



Tapered Slat Back
Guest: 286
[\(See Details\)](#)

Item	Model No.	Chair Width	Chair Depth	Chair Height	Seat Width	Seat Depth	Seat Height	Arm Height	Ship Wt	Cubic Ft
FULL BACK GUEST	266	22	23	34¾	20	18½	18¼	26¾	30	16.9



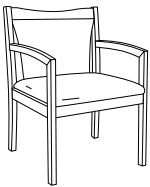
Description

- Available with Contrasting Upholsteries
- Supports Users Up To 275lbs

List Price/Grade	Yards	COM/1	2	3	4	5	6	7	8	9	10	L1	L2
Single Upholstery	1.50	\$ 1052	1126	1187	1247	1339	1432	1565	1702	1864	2048	1517	1715
Contrasting Upholstery													
Primary	0.75	\$ 1052	1089	1120	1150	1195	1242	1309	1377	1458	1550	1285	1384
Accent	0.75	\$ 0	37	68	98	143	190	257	325	406	498	233	332

Must Specify (in this order):
Model #
Finish
Primary Upholstery
Accent Upholstery
Glide

HIGH OCCUPANCY, FULL BACK GUEST	266B	32	23	34¾	30	18½	18¼	26¾	35	25.7
---------------------------------	------	----	----	-----	----	-----	-----	-----	----	------



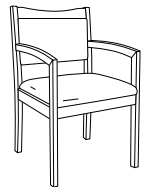
Description

- Available with Contrasting Upholsteries
- Supports Users Up To 400lbs

List Price/Grade	Yards	COM/1	2	3	4	5	6	7	8	9	10	L1	L2
Single Upholstery	2.00	\$ 1347	1445	1527	1607	1729	1853	2031	2213	2429	2675	1967	2231
Contrasting Upholstery													
Primary	1.25	\$ 1369	1430	1482	1532	1608	1685	1797	1910	2045	2199	1757	1922
Accent	1.25	\$ 0	61	113	163	239	316	428	541	676	830	388	553

Must Specify (in this order):
Model #
Finish
Primary Upholstery
Accent Upholstery
Glide

CLEAN OUT BACK GUEST	267	22	23	34¾	20	18½	18¼	26¾	30	16.9
----------------------	-----	----	----	-----	----	-----	-----	-----	----	------



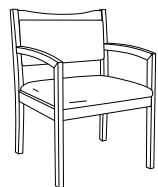
Description

- Available with Contrasting Upholsteries
- Supports Users Up To 275lbs

List Price/Grade	Yards	COM/1	2	3	4	5	6	7	8	9	10	L1	L2
Single Upholstery	1.50	\$ 1052	1126	1187	1247	1339	1432	1565	1702	1864	2048	1517	1715
Contrasting Upholstery													
Primary	0.75	\$ 1063	1100	1131	1161	1206	1253	1320	1388	1469	1561	1296	1395
Accent	1.00	\$ 0	49	90	130	191	253	342	433	541	664	310	442

Must Specify (in this order):
Model #
Finish
Primary Upholstery
Accent Upholstery
Glide

HIGH OCCUPANCY, CLEAN OUT BACK GUEST	267B	32	23	34¾	30	18½	18¼	26¾	35	25.7
--------------------------------------	------	----	----	-----	----	-----	-----	-----	----	------



Description

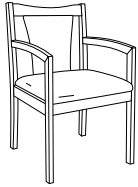
- Available with Contrasting Upholsteries
- Supports Users Up To 400lbs

List Price/Grade	Yards	COM/1	2	3	4	5	6	7	8	9	10	L1	L2
Single Upholstery	2.25	\$ 1362	1472	1565	1655	1792	1931	2132	2336	2579	2856	2060	2357
Contrasting Upholstery													
Primary	1.25	\$ 1373	1434	1486	1536	1612	1689	1801	1914	2049	2203	1761	1926
Accent	1.25	\$ 0	61	113	163	239	316	428	541	676	830	388	553

Must Specify (in this order):
Model #
Finish
Primary Upholstery
Accent Upholstery
Glide

For ordering options, [see overview at the beginning of this section.](#)

Item	Model No.	Chair Width	Chair Depth	Chair Height	Seat Width	Seat Depth	Seat Height	Arm Height	Ship Wt	Cubic Ft
SCULPTED UPHOLSTERED BACK GUEST	276	22	23	34¾	20	18½	18¼	26⅜	30	16.9



Description

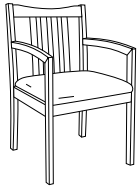
- Available with Contrasting Upholsteries
- Supports Users Up To 275lbs

List Price/Grade	Yards	COM/1	2	3	4	5	6	7	8	9	10	L1	L2
Single Upholstery	1.25	\$ 1040	1101	1153	1203	1279	1356	1468	1581	1716	1870	1428	1593
Contrasting Upholstery													
Primary	0.75	\$ 1051	1088	1119	1149	1194	1241	1308	1376	1457	1549	1284	1383
Accent	0.75	\$ 0	37	68	98	143	190	257	325	406	498	233	332

Must Specify (in this order):

- Model #
- Finish
- Primary Upholstery
- Accent Upholstery
- Glide

VERTICAL SLAT BACK GUEST	287	22	23	34¾	20	18½	18¼	26⅜	30	16.9
--------------------------	-----	----	----	-----	----	-----	-----	-----	----	------



Description

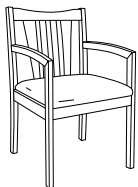
- Available with Single Upholstery
- Supports Users Up To 275lbs

List Price/Grade	Yards	COM/1	2	3	4	5	6	7	8	9	10	L1	L2
Single Upholstery	0.75	\$ 1004	1041	1072	1102	1147	1194	1261	1329	1410	1502	1237	1336

Must Specify (in this order):

- Model #
- Finish
- Upholstery
- Glide

TAPERED SLATE BACK GUEST	286	22	23	34¾	20	18½	18¼	26⅜	30	16.9
--------------------------	-----	----	----	-----	----	-----	-----	-----	----	------



Description

- Available with Single Upholstery
- Supports Users Up To 275lbs

List Price/Grade	Yards	COM/1	2	3	4	5	6	7	8	9	10	L1	L2
Single Upholstery	0.75	\$ 1004	1041	1072	1102	1147	1194	1261	1329	1410	1502	1237	1336

Must Specify (in this order):

- Model #
- Finish
- Upholstery
- Glide

For ordering options, [see overview at the beginning of this section.](#)

FIFTEEN LOUNGE

LOUNGE + TABLES BY EDGE DESIGN (15 SERIES)

Fifteen Lounge, created by Edge Design, is a mix of freestanding and modular components designed to create shared and private moments for a broad range of applications. With the ease and flexibility you desire, Fifteen fits today's needs.

CONSTRUCTION

- Lounge units are manufactured using Baltic Birch plywood for internal wood components and frame; individually hand assembled with joints mortised and tenoned, screwed, and glued for maximum strength and durability
- High Grade Polyurethane Foam, 2¼" thick in the seat and 1" thick in the back
- Lounge units connect using pre-installed metal ganging brackets (unless otherwise noted)
- View Tables feature square edge profile and are available in Veneer, HPL, and TFL
- Veneer table tops are 1¾" thick with a 3mm veneer edge banding and are made of select-grade sliced Walnut, Cherry, Maple, or composite veneers for maximum grain and color consistency
- HPL tops are 1¾" thick with a 3mm PVC edge bands
- TFL tops are 1" thick with a 3mm PVC edge bands
- Each unit includes non-marring, nylon adjustable glides
- Upholstered units ship fully assembled, while tables require some assembly
- Seating rated for users up to 275lbs

HOW TO ORDER EXAMPLES

LOUNGE

Model No.	QTY	Description	Example
15-11N	1	Primary Upholstery	Mayer Fedora Fawn
		Accent Upholstery	Mayer Fedora Espresso
		Center Panel Designator	NONE
		Power/Color/Location	ECSR

BOOTHS

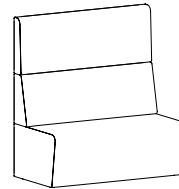
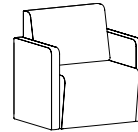
Model No.	QTY	Description	Example
15-11L	1	Primary Upholstery	Architex Hush Ivory
		Accent Upholstery	Architex Catwalk Ritts
		Center Panel Designator	RIGHT
		Power/Color/Location	NONE
15-11R	1	Primary Upholstery	Architex Hush Ivory
		Accent Upholstery	Architex Catwalk Ritts
		Center Panel Designator	LEFT
		Power/Color/Location	NONE
15-DHC85	1	Primary Upholstery	Architex Hush Baltic
		Table Bracket Designator	LR-TBLBKT
		TV Bracket Designator	R-TVBKT
15-E5TV30	2	Finish/Color	SBP
		Leg Color	BLK
		Grommet/Power Location	D950-E
01-DOCK950W	2	Dock 950 Wireless Charger	Dock950, White
01-0603TVBR	1	TV Bracket	

UPHOLSTERY RECOMMENDATIONS

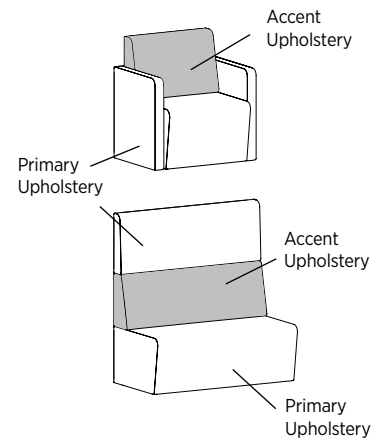
Available in single or contrasting upholsteries in a wide variety of graded-in or contract options, including fabric, vinyl, and leather.

When using contrasting upholstery, note that the Accent Upholstery will be shown on the front and back side of the unit.


Single Upholstery




Contrasting Upholstery



Some upholsteries are considered directional, such as stripes, patterns and plaids. Customer may specify how fabric is cut (up the roll or across the roll). If not specified, upholsteries are reviewed by production for the best application. Certain upholsteries may require the pattern to be applied up the roll, which creates additional seams in the seat and backs of select units. When contrasting upholstery is specified and any fabric direction selection is requested or deemed best applied up the roll then all fabric direction selections will be applied up the roll. [See the COL/COM Form for additional details.](#)



Additional seams for the three seat models (15-31N, 15-31L/R, 15-31LR, 15-32N, 15-32L/R and 15-32LR) when upholstery is cut up the roll.



Shown with Accent Upholstery cut Up the Roll and applied with the seam. Primary Upholstery cut Across the Roll and applied with no seam. This will apply to 15-31N, 15-31L/R, 15-31LR, 15-32N, 15-32L/R and 15-32LR.

CREATING A BOOTH

At the time of specifying Lounge units, we ask that you also designate whether or not you'll be creating a booth. Please note that some lounge units are not available for use when creating a booth.

To insure all necessary hardware is factory installed when creating a booth:

- Order the correct number of Lounge units to support the Center Panel specified:
 - Single-sided Center Panels require two Lounge units of any combination model/width
 - Dual sided Center Panels require four lounge units in any combination of model/width
- Each Lounge unit specified must indicate which end will connect to the Center Panel. Left end and right end are determined as you are standing looking at the Lounge unit. For example a single-sided Center Panel requires one Lounge unit specified as a left connection and one Lounge unit specified as right connection.
- Tables and TV Brackets must be ordered separately, however, the Center Panel must be ordered with the corresponding options for connection. Please pay close attention to the dual-sided Center Panels and how the options are specified for one or both sides.
- Tables are not freestanding and must be supported by a Center Panel.
- Keep users connected by specifying and ordering power/data units for the Lounge units and Table!

CENTER PANEL DESIGNATORS

Lounge units will be modified to accept Center Panels as specified. We ask that all Lounge units designate if a Center Panel will be used and which side of the unit will need to be attached. Left or Right location is based on facing the Lounge Unit.

Note: Center Panel must be ordered separately.

- STD No Center Panel
- LEFT Center Panel on Left
- RIGHT Center Panel on Right



POWER/DATA OPTIONS

Note: Specified by Facing the Pod

Power ports are installed on the front of the unit 11¼" up from glide and 6⅝" in from the outside of the arm. Armless units have power ports are installed on the front of the unit 11¼" up from glide and 3¾" in from the outside of the unit.

Each Power Port comes with 1 Outlet and 2 USB

ECSL	ECA Cove, Left Port, Silver (1 Unit)	\$ 915
ECSR	ECA Cove, Right Port, Silver (1 Unit)	\$ 915
ECSLR	ECA Cove, Left and Right Port, Silver (2 Units)	\$ 1830
ECBL	ECA Cove, Left Port, Black (1 Unit)	\$ 915
ECBR	ECA Cove, Right Port, Black (1 Unit)	\$ 915
ECBLR	ECA Cove, Left and Right Port, Black (2 Units)	\$ 1830



ECA Cove
Power installed on front left and/or front right

CENTER PANEL TABLE OPTIONS

When ordering a Center Panel, we ask that you also designate whether or not you plan to use a View Table with it. This will ensure that the table attachment bracket and a grommet are factory installed for your convenience.

Note: Table must be ordered separately.

SINGLE-SIDED CENTER PANELS:

- NO TBLBKT No Table Bracket
- TBLBKT Table Bracket

DUAL-SIDED CENTER PANELS:

- NO TBLBKT No Table Bracket
- L-TBLBKT Table Bracket on Left Side
- R-TBLBKT Table Bracket on Right Side
- LR-TBLBKT Table Bracket on Left & Right Sides

CENTER PANEL TV ATTACHMENT OPTIONS

When ordering a High Center Panel, we ask that you also designate whether or not you plan to use a TV with it. This will ensure that the attachment hardware and a grommet are factory installed for your convenience. The Bracket and Grommet are always centered. TV Bracket not available on Low Center Panels.

Note: Actual TV Bracket must be ordered separately.

SINGLE-SIDED CENTER PANELS:

- NO TVBKT No TV Bracket
- TVBKT TV Bracket

DUAL-SIDED CENTER PANELS:

- NO TBLBKT No Table Bracket
- L-TBLBKT Table Bracket on Left Side
- R-TBLBKT Table Bracket on Right Side
- LR-TBLBKT Table Bracket on Left & Right Sides

Note: If you are using a TV Bracket, we do not recommend using a TV larger than 40"

VIEW BOOTH TABLE LEG EDGE PROFILE

Y Square



VENEER (W) TABLE TOP OPTIONS

Tops feature UV Advantage, an ultra-violet finish, on all exposed surfaces by utilizing roll-coat UV technology.

AW Artisan Walnut	MW Mahogany Walnut
AS Asian Night	MO Medium Oak*
CO Columbian Walnut	ORW Oak Riftwood*
DC Dark Cherry	SCH Select Cherry
DFW Dark Forest Walnut	SKC Shaker Cherry
EW Espresso	SBP Smoky Brown Pear
FO Fawn Oak*	SM Sugar Maple
GC Golden Cherry	SW Sunglow Walnut
HVM Harvest Maple	WTA Weathered Ash*
HW Harvest Walnut	WC Williamsburg Cherry
LW Legacy Walnut	

* Finish is Low Sheen

TFL (T) AND HPL (P) LAMINATE TABLE TOP OPTIONS

WOODGRAIN

AS Asian Night	PNW Pinnacle Walnut
BW Beigewood	SCH Select Cherry
CO Columbian Walnut	SKC Shaker Cherry
EF Espresso	SBP Smoky Brown Pear
GC Golden Cherry	TK Studio Teak
HVM Harvest Maple	SM Sugar Maple
MW Mahogany Walnut	WTA Weathered Ash
ORW Oak Riftwood	WC Williamsburg Cherry

SOLID

BL Black	PPD Pepperdust
WH Designer White	SG Slate Grey
FHG Fashion Grey	WHS White Sand

VIEW BOOTH TABLE LEG FINISH OPTIONS

ALUM Aluminum Leg
BLK Black Leg
CHM Chrome Leg

VIEW BOOTH TABLE POWER/DATA OPTIONS

Grommets are available in View Tables for an upcharge or they may be ordered without grommets (specify NO GROMMET on order).

Power/Data units and Wireless Chargers must be ordered separately and specified with a surface mount location. Multiple locations may be selected (End & Center). Only one unit per location.

GROMMET LOCATIONS (Specify Black = BLK or Silver = SLV)

GE Grommet, End - BLK or SLV	\$	72
GC Grommet, Center - BLK or SLV	\$	72
GEC Grommet, End & Center - BLK or SLV	\$	144

DUO/TRIO BEZEL LOCATIONS

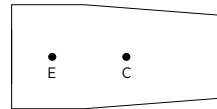
PDC-E Bezel, End
PDC-C Bezel, Center
PDC-EC Bezel, End & Center

VIEW BOOTH TABLE POWER/DATA OPTIONS CONTINUED

WIRELESS CHARGER LOCATIONS

D950-E Dock 950, End
D950-C Dock 950, Center
D950-EC Dock 950, End & Center
D150-E Dock 150, End
D150-C Dock 150, Center
D150-EC Dock 150, End & Center

Grommets, Power Units, Dock 950 Wireless Charger, and Dock 150 Wireless & USB Charger may be ordered in non-standard locations. Call Customer Service to assist with specification and/or please attach a drawing to the PO showing the location of the grommet. Note additional charges and lead times may apply.



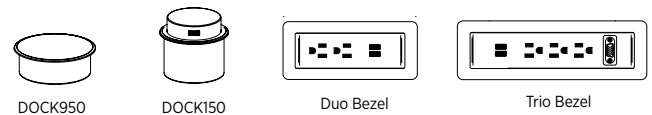
Power locations for the View Table are End, Center, or End & Center

E = End C = Center EC = End & Center
E = 12" from monitor end
C = Centered

For Additional Power/Data and Wire Management Units [See Accessories](#)

EXAMPLES OF POWER/DATA UNITS (See Additional Units in the Accessories)

01-DUOBEZELW Duo Bezel, White, Specify Location	\$	633
01-DUOBEZELB Duo Bezel, Black, Specify Location	\$	633
01-DUOBEZELS Duo Bezel, Silver, Specify Location	\$	633
01-TRIOBEZELW Trio Bezel, White, Specify Location	\$	680
01-TRIOBEZELB Trio Bezel, Black, Specify Location	\$	680
01-TRIOBEZELS Trio Bezel, Silver, Specify Location	\$	680
01-DOCK950W Dock 950 Wireless Charger, White, Specify Location	\$	249
01-DOCK950B Dock 950 Wireless Charger, Black, Specify Location	\$	249
01-DOCK150W Dock 150 Wireless & USB Charger, White, Specify Location	\$	380
01-DOCK150B Dock 150 Wireless & USB Charger, Black, Specify Location	\$	380

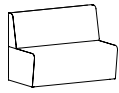


CERTIFICATIONS & COMPLIANCE

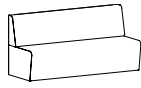
- CAL 117-2013 Compliance
- Intertek Sustainability Certified
- BIFMA level® Certified
- BIFMA Compliant® Certified
- TSCA Title VI (CARB) Compliance
- US Green Building's LEED® Contribution



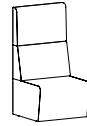
One Seat with Low Back and No Arms: 15-11N
[\(See Details\)](#)



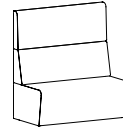
Two Seat with Low Back and No Arms: 15-21N
[\(See Details\)](#)



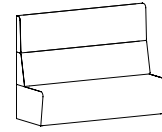
Three Seat with Low Back and No Arms: 15-31N
[\(See Details\)](#)



One Seat with High Back and No Arms: 15-12N
[\(See Details\)](#)



Two Seat with High Back and No Arms: 15-22N
[\(See Details\)](#)



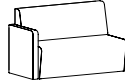
Three Seat with High Back and No Arms: 15-32N
[\(See Details\)](#)



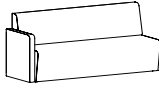
90° Corner with Low Back: 15-11CR
[\(See Details\)](#)



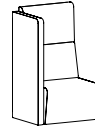
One Seat with Low Back and One Arm: 15-11R (Right) 15-11L (Left)
[\(See Details\)](#)



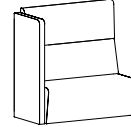
Two Seat with Low Back and One Arm: 15-21R (Right) 15-21L (Left)
[\(See Details\)](#)



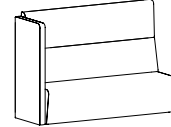
Three Seat with Low Back and One Arm: 15-31R (Right) 15-31L (Left)
[\(See Details\)](#)



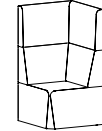
One Seat with High Back and One Arm: 15-12R (Right) 15-12L (Left)
[\(See Details\)](#)



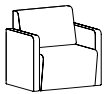
Two Seat with High Back and One Arm: 15-22R (Right) 15-22L (Left)
[\(See Details\)](#)



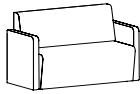
Three Seat with High Back and One Arm: 15-32R (Right) 15-32L (Left)
[\(See Details\)](#)



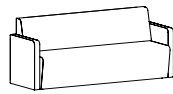
90° Corner with High Back: 15-12CR
[\(See Details\)](#)



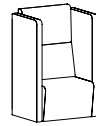
One Seat with Low Back and Arms: 15-11LR
[\(See Details\)](#)



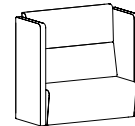
Two Seat with Low Back and Arms: 15-21LR
[\(See Details\)](#)



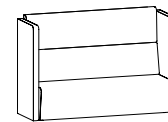
Three Seat with Low Back and Arms: 15-31LR
[\(See Details\)](#)



One Seat with High Back and Arms: 15-12LR
[\(See Details\)](#)



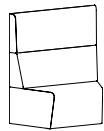
Two Seat with High Back and Arms: 15-22LR
[\(See Details\)](#)



Three Seat with High Back and Arms: 15-32LR
[\(See Details\)](#)



45° Internal Corner with Low Back: 15-11ICR
[\(See Details\)](#)



45° Internal Corner with High Back: 15-12ICR
[\(See Details\)](#)



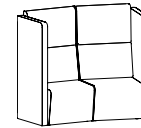
45° External Corner with Low Back: 15-11ECR
[\(See Details\)](#)



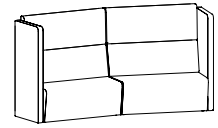
45° External Corner with High Back: 15-12ECR
[\(See Details\)](#)



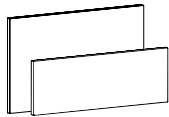
Octagon Top Cap Insert: 15-INSERT
[\(See Details\)](#)



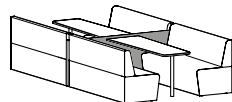
Two Seat Concave with High Back and Arms: 15-22CCLR
[\(See Details\)](#)



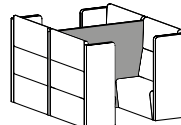
Four Seat Concave with High Back and Arms: 15-42CCLR
[\(See Details\)](#)



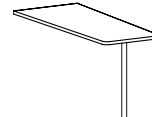
Single-Sided Center Panel: 15-LCP85 (Low Panel) 15-LCP79 (Low Panel) 15-HCP85 (High Panel) 15-HCP79 (High Panel)
[\(See Details\)](#)



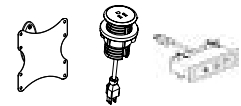
Dual-Sided Low Center Panel: 15-DLCP85 15-DLCP79
[\(See Details\)](#)




Dual-Sided High Center Panel: 15-DHCP85 15-DHCP79
[\(See Details\)](#)



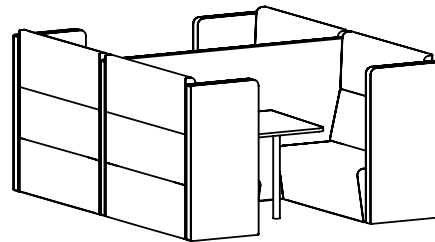
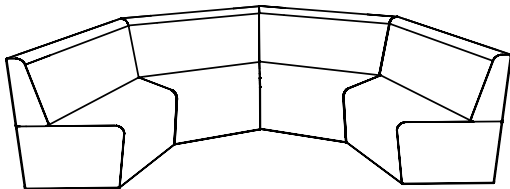
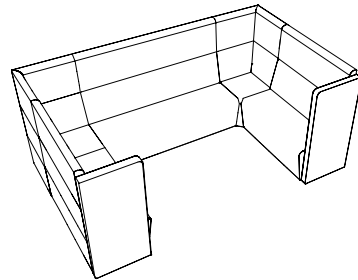

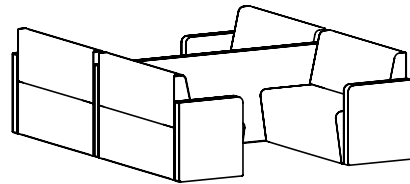
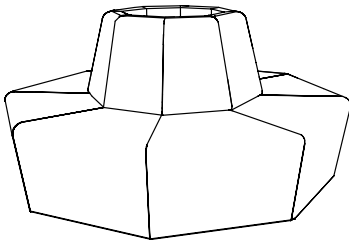
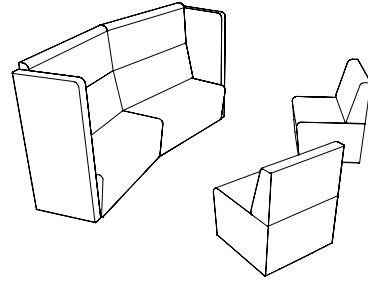

View Table 30"D & 24"D Available in TFL, HPL and Veneer
[\(See Details\)](#)



Accessories Include: TV Brackets, Power, and Wireless Chargers
[\(See Power + Accessories\)](#)

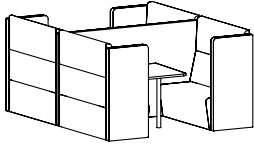


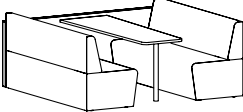
Enhance your space with Cush Pillows. [See details.](#)

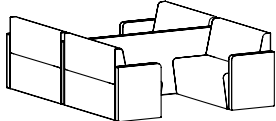


FIFTEEN LOUNGE

LOUNGE + TABLES BY EDGE DESIGN (15 SERIES)

Item	Model No.	Width	Depth	Height	Ship Wt	Cubic Ft	List Price
	15-1	347	64	35½	266	138.1	\$ 17486
CONSISTS OF:		QTY					
	15-22L	2	Two Seat with High Back and Arm, Left				\$ 6916
	15-22R	2	Two Seat with High Back and Arm, Right				\$ 6916
	15-DHCP85	1	High Center Panel Dual Sided Table Bracket (LR-TBLBKT) - View Booth Table Being Used on Left & Right Sides				\$ 2368
	15-E3TV24	2	24"W TFL View Booth Table				\$ 1286
<p>Products are available as left or right and with other features, where applicable View Booth Table is available in 24"W or 30"W and surface material options include TFL, HPL or Veneer Grade 1 pricing</p>							

	15-2	222	26	35½	296	144.9	\$ 9249
CONSISTS OF:		QTY					
	15-31L	1	Three Seat with Low Back and Arm, Left				\$ 3436
	15-31R	1	Three Seat with Low Back and Arm, Right				\$ 3436
	15-LCP79	1	Low Center Panel Single Sided Table Bracket (TBLBKT) - View Booth Table Being Used				\$ 1576
	15-E5TV30	1	30" TFL View Booth Table				\$ 801
<p>Products are available as left or right and with other features, where applicable View Booth Table is available in 24"W or 30"W and surface material options include TFL, HPL or Veneer Grade 1 pricing</p>							

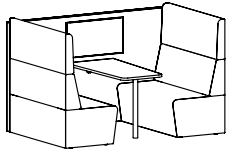
	15-3	56	141	34¼	149	55.8	\$ 9597
CONSISTS OF:		QTY					
	15-11L	2	One Seat with Low Back and Arm, Left				\$ 3822
	15-11R	2	One Seat with Low Back and Arm, Right				\$ 3822
	15-DLCP79	1	Low Center Panel Dual Sided				\$ 1953
<p>Products are available as left or right and with other features, where applicable Grade 1 pricing</p>							

For ordering options, [see overview at the beginning of this section.](#)

FIFTEEN LOUNGE

LOUNGE + TABLES BY EDGE DESIGN (15 SERIES)

Item	Model No.	Width	Depth	Height	Ship Wt	Cubic Ft	List Price
------	-----------	-------	-------	--------	---------	----------	------------



15-4		161	136 ¼	32 ½	593	212	\$ 8608
------	--	-----	-------	------	-----	-----	---------

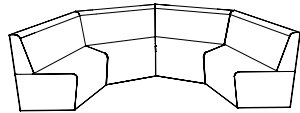
CONSISTS OF: QTY

15-22N	2	Two Armless Seat with High Back					\$ 5974
--------	---	---------------------------------	--	--	--	--	---------

15-HCP85	1	High Center Panel Single Sided Table Bracket (TBLBKT) - View Booth Table Being Used					\$ 1991
----------	---	---	--	--	--	--	---------

15-E3TV24	1	24" TFL View Booth Table					\$ 1286
-----------	---	--------------------------	--	--	--	--	---------

View Booth Table is available in 24"W or 30"W and surface material options include TFL, HPL or Veneer
TV not included
Grade 1 pricing

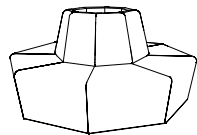


15-5		112	98	34¼	220	170.4	\$ 7944
------	--	-----	----	-----	-----	-------	---------

CONSISTS OF: QTY

15-11ICR	4	45° Internal Corner with Low Back					\$ 7944
----------	---	-----------------------------------	--	--	--	--	---------

Grade 1 pricing



15-6		114½	114½	34¼	352	192	\$ 11104
------	--	------	------	-----	-----	-----	----------

CONSISTS OF: QTY

15-11ECR	8	45° External Corner with Low Back					\$ 11104
----------	---	-----------------------------------	--	--	--	--	----------

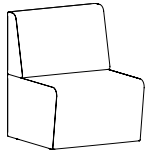
Grade 1 pricing

For ordering options, [see overview at the beginning of this section.](#)

FIFTEEN LOUNGE

LOUNGE + TABLES BY EDGE DESIGN (15 SERIES)

Item	Model No.	Chair Width	Chair Depth	Chair Height	Seat Width	Seat Depth	Seat Height	Arm Height	Ship Wt	Cubic Ft
ONE SEAT ARMLESS WITH LOW BACK	15-11N	27½	26½	34¼	27½	18½	17¼	-	44.1	24.0



Description

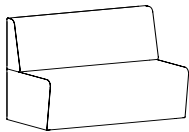
- Available with Contrasting Upholsteries
- May Be Used in Booth Applications; Must Specify Center Panel Designator: None, Left, or Right; Order Center Panel Separately
- Includes Ganging Hardware
- Optional Power Ports, [See Options](#)

Must Specify (in this order):

- Model #
- Primary Upholstery
- Accent Upholstery
- Center Panel Designator
- Optional Power

List Price/Grade	Yards	COM/1	2	3	4	5	6	7	8	9	10	L1	L2
Single Upholstery	3.75	\$ 1483	1667	1821	1971	2199	2432	2766	3107	3512	3973	2646	3141
Contrasting Upholstery													
Primary	2.50	\$ 1494	1617	1719	1819	1972	2127	2349	2577	2847	3154	2269	2599
Accent	1.50	\$ 0	74	135	195	287	380	513	650	812	996	465	663

TWO SEAT ARMLESS WITH LOW BACK	15-21N	48½	26½	34¼	48½	18½	17¼	-	77	42.6
---------------------------------------	--------	-----	-----	-----	-----	-----	-----	---	----	------



Description

- Available with Contrasting Upholsteries
- May Be Used in Booth Applications; Must Specify Center Panel Designator: None, Left, or Right; Order Center Panel Separately
- Includes Ganging Hardware
- Optional Power Ports, [See Options](#)

Must Specify (in this order):

- Model #
- Primary Upholstery
- Accent Upholstery
- Center Panel Designator
- Optional Power

List Price/Grade	Yards	COM/1	2	3	4	5	6	7	8	9	10	L1	L2
Single Upholstery	5.00	\$ 2333	2578	2783	2983	3288	3598	4043	4498	5038	5653	3883	4543
Contrasting Upholstery													
Primary	3.00	\$ 2333	2480	2603	2723	2906	3092	3359	3632	3956	4325	3263	3659
Accent	2.00	\$ 0	98	180	260	382	506	684	866	1082	1328	620	884

THREE SEAT ARMLESS WITH LOW BACK	15-31N	71¼	26½	34¼	71¼	18½	17¼	-	99	48.4
---	--------	-----	-----	-----	-----	-----	-----	---	----	------



Description

- Available with Contrasting Upholsteries
- May Be Used in Booth Applications; Must Specify Center Panel Designator: None, Left, or Right; Order Center Panel Separately
- Includes Ganging Hardware
- Optional Power Ports, [See Options](#)

Must Specify (in this order):

- Model #
- Primary Upholstery
- Accent Upholstery
- Center Panel Designator
- Optional Power

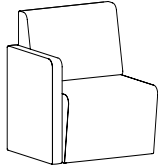
List Price/Grade	Yards	COM/1	2	3	4	5	6	7	8	9	10	L1	L2
Single Upholstery	7.50	\$ 3102	3470	3777	4077	4535	5000	5667	6350	7160	8082	5427	6417
Contrasting Upholstery													
Primary	5.00	\$ 3113	3358	3563	3763	4068	4378	4823	5278	5818	6433	4663	5323
Accent	2.75	\$ 0	135	248	358	525	696	941	1191	1488	1826	853	1216

For ordering options, [see overview at the beginning of this section.](#)

FIFTEEN LOUNGE

LOUNGE + TABLES BY EDGE DESIGN (15 SERIES)

Item	Model No.	Chair Width	Chair Depth	Chair Height	Seat Width	Seat Depth	Seat Height	Arm Height	Ship Wt	Cubic Ft	
ONE SEAT WITH LOW BACK AND ARM	Left										
	Right										
	15-11L	15-11R	30¾	26½	34¾	27½	18½	17¼	26¼	52.9	24.0



Shown as Left

Must Specify (in this order):

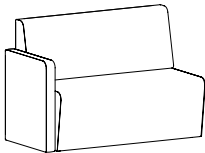
- Model #
- Primary Upholstery
- Accent Upholstery
- Center Panel Designator
- Optional Power

Description

- Available with Contrasting Upholsteries
- May Be Used in Booth Applications; Must Specify Center Panel Designator: None, Left, or Right; Center Panel Must be Specified on Opposite Side of Arm; Order Center Panel Separately
- Includes Ganging Hardware
- Optional Power Ports, [See Options](#)

List Price/Grade	Yards	COM/1	2	3	4	5	6	7	8	9	10	L1	L2
Single Upholstery	4.00	\$ 1911	2107	2271	2431	2675	2923	3279	3643	4075	4567	3151	3679
Contrasting Upholstery													
Primary	3.25	\$ 1944	2103	2237	2367	2565	2766	3056	3351	3702	4102	2952	3381
Accent	1.50	\$ 0	74	135	195	287	380	513	650	812	996	465	663

TWO SEAT WITH LOW BACK AND ARM



Shown as Left

Must Specify (in this order):

- Model #
- Primary Upholstery
- Accent Upholstery
- Center Panel Designator
- Optional Power

Left	Right												
15-21L	15-21R	51½	26½	34¾	48½	18½	17¼	26¼	86	42.6			

Description

- Available with Contrasting Upholsteries
- May Be Used in Booth Applications; Must Specify Center Panel Designator: None, Left, or Right; Center Panel Must be Specified on Opposite Side of Arm; Order Center Panel Separately
- Includes Ganging Hardware
- Optional Power Ports, [See Options](#)

List Price/Grade	Yards	COM/1	2	3	4	5	6	7	8	9	10	L1	L2
Single Upholstery	5.50	\$ 2704	2974	3199	3419	3755	4096	4585	5086	5680	6356	4409	5135
Contrasting Upholstery													
Primary	4.00	\$ 2726	2922	3086	3246	3490	3738	4094	4458	4890	5382	3966	4494
Accent	2.00	\$ 0	98	180	260	382	506	684	866	1082	1328	620	884

THREE SEAT WITH LOW BACK AND ARM



Shown as Left

Must Specify (in this order):

- Model #
- Primary Upholstery
- Accent Upholstery
- Center Panel Designator
- Optional Power

Left	Right												
15-31L	15-31R	74¾	26½	34¾	71¾	18½	17¼	26¼	108	48.4			

Description

- Available with Contrasting Upholsteries
- May Be Used in Booth Applications; Must Specify Center Panel Designator: None, Left, or Right; Center Panel Must be Specified on Opposite Side of Arm; Order Center Panel Separately
- Includes Ganging Hardware
- Optional Power Ports, [See Options](#)


List Price/Grade	Yards	COM/1	2	3	4	5	6	7	8	9	10	L1	L2
Single Upholstery	8.00	\$ 3436	3828	4156	4476	4964	5460	6172	6900	7764	8748	5916	6972
Contrasting Upholstery													
Primary	5.25	\$ 3436	3693	3909	4119	4439	4764	5232	5709	6276	6922	5064	5757
Accent	2.75	\$ 0	135	248	358	525	696	941	1191	1488	1826	853	1216

For ordering options, [see overview at the beginning of this section.](#)

FIFTEEN LOUNGE

LOUNGE + TABLES BY EDGE DESIGN (15 SERIES)

Item	Model No.	Chair Width	Chair Depth	Chair Height	Seat Width	Seat Depth	Seat Height	Arm Height	Ship Wt	Cubic Ft
ONE SEAT WITH LOW BACK AND ARMS	15-11LR	33¼	26½	34¼	27½	18½	17¼	26¼	62	24.0



Description

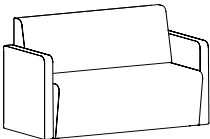
- Available with Contrasting Upholsteries
- Not for Use in Booth or Ganging Applications
- Optional Power Ports, [See Options](#)

List Price/Grade	Yards	COM/1	2	3	4	5	6	7	8	9	10	L1	L2
Single Upholstery	5.00	\$ 2477	2477	2927	3127	3432	3742	4187	4642	5182	5797	4027	4687
Contrasting Upholstery													
Primary	4.50	\$ 2521	2742	2926	3106	3381	3660	4060	4470	4956	5509	3916	4510
Accent	1.50	\$ 0	74	135	195	287	380	513	650	812	996	465	663

Must Specify (in this order):

- Model #
- Primary Upholstery
- Accent Upholstery
- Optional Power

TWO SEAT WITH LOW BACK AND ARMS	15-21LR	54¼	26½	34¼	48½	18½	17¼	26¼	95	42.6
---------------------------------	---------	-----	-----	-----	-----	-----	-----	-----	----	------



Description

- Available with Contrasting Upholsteries
- Not for Use in Booth or Ganging Applications
- Optional Power Ports, [See Options](#)

List Price/Grade	Yards	COM/1	2	3	4	5	6	7	8	9	10	L1	L2
Single Upholstery	6.50	\$ 3179	3498	3764	4024	4421	4824	5402	5994	6696	7495	5194	6052
Contrasting Upholstery													
Primary	4.75	\$ 3190	3423	3618	3808	4097	4392	4815	5247	5760	6344	4663	5290
Accent	2.00	\$ 0	98	180	260	382	506	684	866	1082	1328	620	884

Must Specify (in this order):

- Model #
- Primary Upholstery
- Accent Upholstery
- Optional Power

THREE SEAT WITH LOW BACK AND ARMS	15-31LR	78	26½	34¼	71¼	18½	17¼	26¼	117	48.4
-----------------------------------	---------	----	-----	-----	-----	-----	-----	-----	-----	------



Description

- Available with Contrasting Upholsteries
- Not for Use in Booth or Ganging Applications
- Optional Power Ports, [See Options](#)

List Price/Grade	Yards	COM/1	2	3	4	5	6	7	8	9	10	L1	L2
Single Upholstery	9.00	\$ 3930	4371	4740	5100	5100	6207	7008	7827	8799	9906	6720	7908
Contrasting Upholstery													
Primary	7.00	\$ 3963	4306	4593	4873	5300	5734	6357	6994	7750	8611	6133	7057
Accent	2.75	\$ 0	135	248	358	525	696	941	1191	1488	1826	853	1216


Must Specify (in this order):

- Model #
- Primary Upholstery
- Accent Upholstery
- Optional Power

For ordering options, [see overview at the beginning of this section.](#)

FIFTEEN LOUNGE
LOUNGE + TABLES BY EDGE DESIGN (15 SERIES)

Item	Model No.	Chair Width	Chair Depth	Chair Height	Seat Width	Seat Depth	Seat Height	Arm Height	Ship Wt	Cubic Ft
90° CORNER WITH LOW BACK	15-11CR	26½	26½	34¼	26½	18½	17¼	-	53	24.0



Description

- Available with Contrasting Upholsteries
- Not for Use with Center Panel
- Includes Ganging Hardware
- Optional Power Ports, [See Options](#)

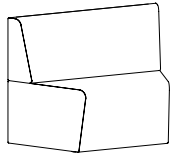
Must Specify (in this order):

- Model #
- Primary Upholstery
- Accent Upholstery
- Optional Power

List Price/Grade	Yards	COM/1	2	3	4	5	6	7	8	9	10	L1	L2
Single Upholstery	4.50	\$ 2142	2363	2547	2727	3002	3281	3681	4091	4577	5130	3537	4131
Contrasting Upholstery													
Primary	3.25	\$ 2186	2345	2479	2186	2807	3008	3298	3593	3944	4344	3194	3623
Accent	2.25	\$ 0	110	203	293	430	569	770	974	1217	1494	698	995

45° INTERNAL CORNER WITH LOW BACK

15-11ICR	47¼	24½	34¼	28	18½	17¼	-	55	42.6
----------	-----	-----	-----	----	-----	-----	---	----	------



Description

- Available with Contrasting Upholsteries
- Not for Use with Center Panel
- Includes Ganging Hardware
- Optional Power Ports, [See Options](#)

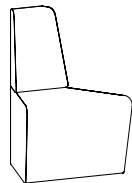
Must Specify (in this order):

- Model #
- Primary Upholstery
- Accent Upholstery
- Optional Power

List Price/Grade	Yards	COM/1	2	3	4	5	6	7	8	9	10	L1	L2
Single Upholstery	4.75	\$ 1986	2219	2414	2604	2893	3188	3611	4043	4556	5140	3459	4086
Contrasting Upholstery													
Primary	3.25	\$ 2008	2167	2301	2431	2629	2830	3120	3415	3766	4166	3016	3445
Accent	2.00	\$ 0	98	180	260	382	506	684	866	1082	1328	620	884

45° EXTERNAL CORNER WITH LOW BACK

15-11ECR	28	24½	34¼	47¼	18½	17¼	-	44	24.0
----------	----	-----	-----	-----	-----	-----	---	----	------



Description

- Available with Contrasting Upholsteries
- Not for Use with Center Panel
- When Wrapping Columns, Ganged Units Compatible with Columns Up To 20" Diameter
- Includes Ganging Hardware
- Optional Power Ports, [See Options](#)

Must Specify (in this order):

- Model #
- Primary Upholstery
- Accent Upholstery
- Optional Power

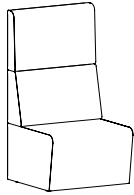
List Price/Grade	Yards	COM/1	2	3	4	5	6	7	8	9	10	L1	L2
Single Upholstery	2.50	\$ 1388	1511	1613	1713	1866	2021	2243	2471	2741	3048	2163	2493
Contrasting Upholstery													
Primary	2.50	\$ 1443	1566	1668	1768	1921	2076	2298	2526	2796	3103	2218	2548
Accent	1.25	\$ 0	61	113	163	239	316	428	541	676	830	388	553

For ordering options, [see overview at the beginning of this section.](#)

FIFTEEN LOUNGE

LOUNGE + TABLES BY EDGE DESIGN (15 SERIES)

Item	Model No.	Chair Width	Chair Depth	Chair Height	Seat Width	Seat Depth	Seat Height	Arm Height	Ship Wt	Cubic Ft
ONE ARMLESS SEAT WITH HIGH BACK	15-12N	27½	26½	52	27½	18½	17¼	-	53	34.4



Description

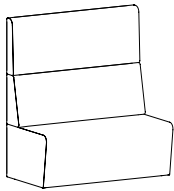
- Available with Contrasting Upholsteries
- May Be Used in Booth Applications; Must Specify Center Panel Designator: None, Left, or Right; Order Center Panel Separately
- Includes Ganging Hardware
- Optional Power Ports, [See Options](#)

Must Specify (in this order):

- Model #
- Primary Upholstery
- Accent Upholstery
- Center Panel Designator
- Optional Power

List Price/Grade	Yards	COM/1	2	3	4	5	6	7	8	9	10	L1	L2
Single Upholstery	5.00	\$ 1880	2125	2330	2530	2835	3145	3590	4045	4585	5200	3430	4090
Contrasting Upholstery													
Primary	3.75	\$ 1891	2075	2229	2379	2607	2840	3174	3515	3920	4381	3054	3549
Accent	1.50	\$ 0	74	135	195	287	380	513	650	812	996	465	663

TWO ARMLESS SEAT WITH HIGH BACK	15-22N	48½	26½	52	48½	18½	17¼	-	90	49.8
--	--------	-----	-----	----	-----	-----	-----	---	----	------



Description

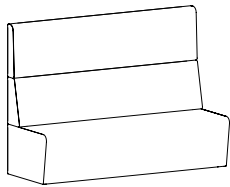
- Available with Contrasting Upholsteries
- May Be Used in Booth Applications; Must Specify Center Panel Designator: None, Left, or Right; Order Center Panel Separately
- Includes Ganging Hardware
- Optional Power Ports, [See Options](#)

Must Specify (in this order):

- Model #
- Primary Upholstery
- Accent Upholstery
- Center Panel Designator
- Optional Power

List Price/Grade	Yards	COM/1	2	3	4	5	6	7	8	9	10	L1	L2
Single Upholstery	6.25	\$ 2987	2987	3550	3800	4181	4568	5125	5693	6368	7137	4925	5750
Contrasting Upholstery													
Primary	4.50	\$ 2998	3219	3403	3583	3858	4137	4537	4947	5433	5986	4393	4987
Accent	2.00	\$ 0	98	180	260	382	506	684	866	1082	1328	620	884

THREE ARMLESS SEAT WITH HIGH BACK	15-32N	71¾	26½	52	71¾	18½	17¼	-	119	70.7
--	--------	-----	-----	----	-----	-----	-----	---	-----	------



Description

- Available with Contrasting Upholsteries
- May Be Used in Booth Applications; Must Specify Center Panel Designator: None, Left, or Right; Order Center Panel Separately
- Includes Ganging Hardware
- Optional Power Ports, [See Options](#)

Must Specify (in this order):

- Model #
- Primary Upholstery
- Accent Upholstery
- Center Panel Designator
- Optional Power

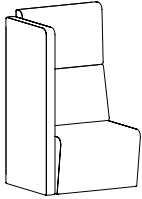
List Price/Grade	Yards	COM/1	2	3	4	5	6	7	8	9	10	L1	L2
Single Upholstery	10.00	\$ 4004	4494	4904	5304	5914	6534	7424	8334	9414	10644	7104	8424
Contrasting Upholstery													
Primary	7.25	\$ 4004	4359	4657	4947	5389	5838	6484	7143	7926	8818	6252	7209
Accent	2.75	\$ 0	135	248	358	525	696	941	1191	1488	1826	853	1216

For ordering options, [see overview at the beginning of this section.](#)

FIFTEEN LOUNGE

LOUNGE + TABLES BY EDGE DESIGN (15 SERIES)

Item	Model No.	Chair Width	Chair Depth	Chair Height	Seat Width	Seat Depth	Seat Height	Arm Height	Ship Wt	Cubic Ft
ONE SEAT WITH HIGH BACK AND ARM	Left	Right								
	15-12L	15-12R	30¾	26½	52	27½	18½	17¼	49¾	52.9



Shown as Left

Must Specify (in this order):


- Model #
- Primary Upholstery
- Accent Upholstery
- Center Panel Designator
- Optional Power

Description

- Available with Contrasting Upholsteries
- May Be Used in Booth Applications; Must Specify Center Panel Designator: None, Left, or Right; Center Panel Must be Specified on Opposite Side of Arm; Order Center Panel Separately
- Includes Ganging Hardware
- Optional Power Ports, [See Options](#)

List Price/Grade	Yards	COM/1	2	3	4	5	6	7	8	9	10	L1	L2
Single Upholstery	5.75	\$ 2421	2703	2939	2939	3519	3876	4388	4911	5532	6239	4204	4963
Contrasting Upholstery													
Primary	4.75	\$ 2443	2676	2871	3061	3350	3645	4068	4500	5013	5597	3916	4543
Accent	1.50	\$ 0	74	135	195	287	380	513	650	812	996	465	663

Item	Model No.	Chair Width	Chair Depth	Chair Height	Seat Width	Seat Depth	Seat Height	Arm Height	Ship Wt	Cubic Ft
TWO SEAT WITH HIGH BACK AND ARM	Left	Right								
	15-22L	15-22R	51½	26½	52	48½	18½	17¼	49¾	86



Shown as Left

Must Specify (in this order):


- Model #
- Primary Upholstery
- Accent Upholstery
- Center Panel Designator
- Optional Power

Description

- Available with Contrasting Upholsteries
- May Be Used in Booth Applications; Must Specify Center Panel Designator: None, Left, or Right; Center Panel Must be Specified on Opposite Side of Arm; Order Center Panel Separately
- Includes Ganging Hardware
- Optional Power Ports, [See Options](#)

List Price/Grade	Yards	COM/1	2	3	4	5	6	7	8	9	10	L1	L2
Single Upholstery	7.75	\$ 3458	3838	4156	4466	4938	5419	6109	6814	7651	8604	5861	6884
Contrasting Upholstery													
Primary	6.50	\$ 3491	3810	4076	4336	4733	5136	5714	6306	7008	7807	5506	6364
Accent	2.00	\$ 0	98	180	260	382	506	684	866	1082	1328	620	884

Item	Model No.	Chair Width	Chair Depth	Chair Height	Seat Width	Seat Depth	Seat Height	Arm Height	Ship Wt	Cubic Ft
THREE SEAT WITH HIGH BACK AND ARM	Left	Right								
	15-32L	15-32R	74¾	26½	52	71¾	18½	17¼	49¾	108



Shown as Left

Must Specify (in this order):

- Model #
- Primary Upholstery
- Accent Upholstery
- Center Panel Designator
- Optional Power

Description

- Available with Contrasting Upholsteries
- May Be Used in Booth Applications; Must Specify Center Panel Designator: None, Left, or Right; Center Panel Must be Specified on Opposite Side of Arm; Order Center Panel Separately
- Includes Ganging Hardware
- Optional Power Ports, [See Options](#)

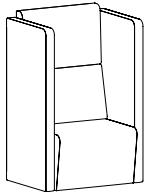
List Price/Grade	Yards	COM/1	2	3	4	5	6	7	8	9	10	L1	L2
Single Upholstery	11.25	\$ 4410	4961	5423	5873	6559	7256	8258	9281	10496	11880	7898	9383
Contrasting Upholstery													
Primary	8.75	\$ 4421	4850	5209	5559	6092	6635	7414	8210	9155	10231	7134	8289
Accent	2.75	\$ 0	135	248	358	525	696	941	1191	1488	1826	853	1216

For ordering options, [see overview at the beginning of this section.](#)

FIFTEEN LOUNGE

LOUNGE + TABLES BY EDGE DESIGN (15 SERIES)

Item	Model No.	Chair Width	Chair Depth	Chair Height	Seat Width	Seat Depth	Seat Height	Arm Height	Ship Wt	Cubic Ft
ONE SEAT WITH HIGH BACK AND ARMS	15-12LR	33¾	26½	52	27½	18½	17¼	49¾	80	34.4



Description

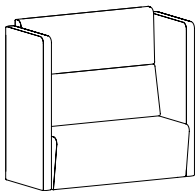
- Available with Contrasting Upholsteries
- Not for Use in Booth or Ganging Applications
- Optional Power Ports, [See Options](#)

List Price/Grade	Yards	COM/1	2	3	4	5	6	7	8	9	10	L1	L2
Single Upholstery	7.25	\$ 2994	3349	3647	3937	4379	4828	5474	6133	6916	7808	5242	6199
Contrasting Upholstery													
Primary	6.50	\$ 3027	3346	3612	3872	4269	4672	5250	5842	6544	7343	5042	5900
Accent	1.50	\$ 0	74	135	195	287	380	513	650	812	996	465	663

Must Specify (in this order):

- Model #
- Primary Upholstery
- Accent Upholstery
- Optional Power

TWO SEAT WITH HIGH BACK AND ARMS	15-22LR	54¾	26½	52	48½	18½	17¼	49¾	126	49.8
----------------------------------	---------	-----	-----	----	-----	-----	-----	-----	-----	------



Description

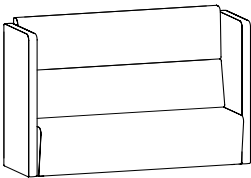
- Available with Contrasting Upholsteries
- Not for Use in Booth or Ganging Applications
- Optional Power Ports, [See Options](#)

List Price/Grade	Yards	COM/1	2	3	4	5	6	7	8	9	10	L1	L2
Single Upholstery	9.50	\$ 4048	4514	4903	5283	5863	6452	7297	8162	9188	10356	6993	8247
Contrasting Upholstery													
Primary	8.00	\$ 4070	4462	4790	5110	5598	6094	6806	7534	8398	9382	6550	7606
Accent	2.00	\$ 0	98	180	260	382	506	684	866	1082	1328	620	884

Must Specify (in this order):

- Model #
- Primary Upholstery
- Accent Upholstery
- Optional Power

THREE SEAT WITH HIGH BACK AND ARMS	15-32LR	78	26½	52	71¾	18½	17¼	49¾	154	70.7
------------------------------------	---------	----	-----	----	-----	-----	-----	-----	-----	------



Description

- Available with Contrasting Upholsteries
- Not for Use in Booth or Ganging Applications
- Optional Power Ports, [See Options](#)

List Price/Grade	Yards	COM/1	2	3	4	5	6	7	8	9	10	L1	L2
Single Upholstery	12.75	\$ 4984	5609	6132	6642	7419	8210	9345	10505	11882	13450	8937	10620
Contrasting Upholstery													
Primary	10.25	\$ 4995	5497	5918	6328	6953	7588	8501	9433	10540	11801	8173	9526
Accent	2.75	\$ 0	135	248	358	525	696	941	1191	1488	1826	853	1216

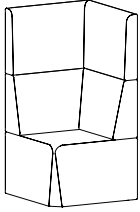
Must Specify (in this order):

- Model #
- Primary Upholstery
- Accent Upholstery
- Optional Power

For ordering options, [see overview at the beginning of this section.](#)

FIFTEEN LOUNGE
LOUNGE + TABLES BY EDGE DESIGN (15 SERIES)

Item	Model No.	Chair Width	Chair Depth	Chair Height	Seat Width	Seat Depth	Seat Height	Arm Height	Ship Wt	Cubic Ft
90° CORNER WITH HIGH BACK	15-12CR	26½	26½	52	26½	18½	17¼	-	66	34.4



Description

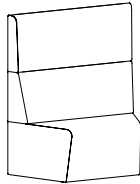
- Available with Contrasting Upholsteries
- Not for Use with Center Panel
- Includes Ganging Hardware
- Optional Power Ports, [See Options](#)

List Price/Grade	Yards	COM/1	2	3	4	5	6	7	8	9	10	L1	L2
Single Upholstery	7.00	\$ 2856	3199	3486	2856	4193	4627	5250	5887	6643	7504	5026	5950
Contrasting Upholstery													
Primary	5.75	\$ 2900	3182	3418	3648	3998	4355	4867	5390	6011	6718	4683	5442
Accent	2.25	\$ 0	110	203	293	430	569	770	974	1217	1494	698	995

Must Specify (in this order):

- Model #
- Primary Upholstery
- Accent Upholstery
- Optional Power

45° INTERNAL CORNER WITH HIGH BACK	15-12ICR	28	24½	52	28	18½	17¼	-	66	49.8
------------------------------------	----------	----	-----	----	----	-----	-----	---	----	------



Description

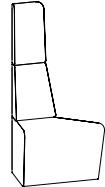
- Available with Contrasting Upholsteries
- Not for Use with Center Panel
- Includes Ganging Hardware
- Optional Power Ports, [See Options](#)

List Price/Grade	Yards	COM/1	2	3	4	5	6	7	8	9	10	L1	L2
Single Upholstery	6.00	\$ 2619	2913	3159	3399	3765	4137	4671	5217	5865	6603	4479	5271
Contrasting Upholstery													
Primary	4.50	\$ 2641	2862	3046	3226	3501	3780	4180	4590	5076	5629	4036	4630
Accent	2.00	\$ 0	98	180	260	382	506	684	866	1082	1328	620	884

Must Specify (in this order):

- Model #
- Primary Upholstery
- Accent Upholstery
- Optional Power

45° EXTERNAL CORNER WITH HIGH BACK	15-12ECR	47¼	24½	52	47¼	18½	17¼	-	66	34.4
------------------------------------	----------	-----	-----	----	-----	-----	-----	---	----	------



Description

- Available with Contrasting Upholsteries
- Not for Use with Center Panel
- When Wrapping Columns, Ganged Units Compatible with Columns Up To 20" Diameter
- Includes Ganging Hardware
- Optional Power Ports, [See Options](#)

List Price/Grade	Yards	COM/1	2	3	4	5	6	7	8	9	10	L1	L2
Single Upholstery	3.25	\$ 1762	1921	2055	2185	2383	2584	2874	3169	3520	3920	2770	3199
Contrasting Upholstery													
Primary	2.75	\$ 1795	1930	2043	2153	2320	2491	2736	2986	3283	3621	2648	3011
Accent	1.25	\$ 0	61	113	163	239	316	428	541	676	830	388	553

Must Specify (in this order):

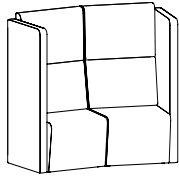
- Model #
- Primary Upholstery
- Accent Upholstery
- Optional Power

For ordering options, [see overview at the beginning of this section.](#)

FIFTEEN LOUNGE

LOUNGE + TABLES BY EDGE DESIGN (15 SERIES)

Item	Model No.	Chair Width	Chair Depth	Chair Height	Seat Width	Seat Depth	Seat Height	Arm Height	Ship Wt	Cubic Ft
TWO SEAT CONCAVE WITH HIGH BACK AND ARMS	15-22CCLR	60¾	29½	52	49	18½	17¼	49¾	141	68.8



Description

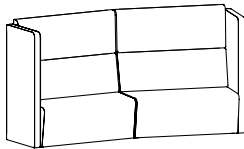
- 15° Angled Seat to Stimulate Conversation
- Available with Contrasting Upholsteries
- Not for Use in Booth or Ganging Applications
- Optional Power Ports, [See Options](#)

Must Specify (in this order):

- Model #
- Primary Upholstery
- Accent Upholstery
- Optional Power

List Price/Grade	Yards	COM/1	2	3	4	5	6	7	8	9	10	L1	L2
Single Upholstery	11.25	\$ 4689	5240	5702	6152	6838	7535	8537	9560	10775	12159	8177	9662
Contrasting Upholstery													
Primary	9.50	\$ 4711	5177	5566	5946	6526	7115	7960	8825	9851	11019	7656	8910
Accent	3.25	\$ 0	110	203	293	430	569	770	974	1217	1494	698	995

FOUR SEAT CONCAVE WITH HIGH BACK AND ARMS	15-42CCLR	104	32¼	52	91¼	18½	17¼	49¾	216	99.6
---	-----------	-----	-----	----	-----	-----	-----	-----	-----	------



Description

- 15° Angled Seat to Stimulate Conversation
- Available with Contrasting Upholsteries
- Not for Use in Booth or Ganging Applications
- Optional Power Ports, [See Options](#)

Must Specify (in this order):

- Model #
- Primary Upholstery
- Accent Upholstery
- Optional Power

List Price/Grade	Yards	COM/1	2	3	4	5	6	7	8	9	10	L1	L2
Single Upholstery	14.50	\$ 6727	7438	8032	8612	9497	10396	11686	13006	14572	16355	11222	13136
Contrasting Upholstery													
Primary	11.25	\$ 6727	7278	7740	8190	8876	9573	10575	11598	12813	14197	10215	11700
Accent	3.25	\$ 0	159	293	423	621	822	1112	1407	1758	2158	1008	1437

OCTAGON TOP CAP	15-INSERT					20½	20½	¾			9	2.4
-----------------	-----------	--	--	--	--	-----	-----	---	--	--	---	-----



Description

- For Use with an Octagon Grouping of 45° External Corner Units
- Creates a Top Cap for a Seamless Look

Must Specify (in this order):

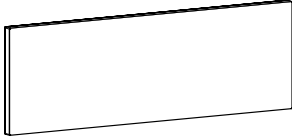
- Model #
- Primary Upholstery

List Price/Grade	Yards	COM/1	2	3	4	5	6	7	8	9	10	L1	L2
Single Upholstery	1.00	\$ 561	610	651	691	752	814	903	994	1102	1225	871	1003

For ordering options, [see overview at the beginning of this section.](#)

FIFTEEN LOUNGE
LOUNGE + TABLES BY EDGE DESIGN (15 SERIES)

Item	Model No.	Width	Depth	Height	Ship Wt	Cubic Ft
LOW CENTER PANEL SINGLE SIDED	15-LCP85	85½	3	30¼	50	7.8
	15-LCP79	79½	3	30¼	43	7.8



Must Specify (in this order):

- Model #
- Primary Upholstery
- Table Bracket Designator

Description

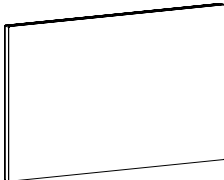
- Use to Create Booths in Single-Sided Applications
- Not Freestanding; Must Connect To Two Lounge Units
- Must Specify Table Bracket Designator: NO TBLBKT or TBLBKT; Must Order View Table Separately
- TV Bracket Not Available On This Panel

List Price/Grade	Yards	COM/1	2	3	4	5	6	7	8	9	10	L1	L2
15-LCP85 Upholstery	5.25	\$ 1655	1912	2128	2338	2658	2983	3451	3928	4495	5141	3283	3976
15-LCP79 Upholstery	4.75	\$ 1576	1809	2004	2194	2483	2778	3201	3633	4146	4730	3049	3676

Must Specify: Table Bracket

- NO TBLBKT No View Booth Table Being Used
- TBLBKT View Booth Table Being Used

Item	Model No.	Width	Depth	Height	Ship Wt	Cubic Ft
HIGH CENTER PANEL SINGLE SIDED	15-HCP85	85½	3	49½	70	12.6
	15-HCP79	79½	3	49½	65	12.6



Must Specify (in this order):

- Model #
- Primary Upholstery
- Table Bracket Designator
- TV Bracket Designator

Description

- Use to Create Booths in Single-Sided Applications
- Not Freestanding; Must Connect To Two Pod Units
- Must Specify Table Bracket Designator: NO TBLBKT or TBLBKT; Must Order View Table Separately
- Must Specify TV Bracket Designator: NO TVBKT or TVBKT; Must Order TV Bracket Separately
- TV Bracket Allows For Use of TVs up to 40" on Panel
- If a Table and/or TV Bracket is Designated, a Grommet or Grommets Will Automatically Be Added to the Panel for Wire Management

List Price/Grade	Yards	COM/1	2	3	4	5	6	7	8	9	10	L1	L2
15-HCP85 Upholstery	7.50	\$ 1991	2359	2666	2966	3424	3889	4556	5239	6049	6971	4316	5306
15-HCP79 Upholstery	7.00	\$ 1910	2253	2540	2820	3247	3681	4304	4941	5697	6558	4080	5004

Must Specify: Table Bracket

- NO TBLBKT No View Booth Table Being Used
- TBLBKT View Booth Table Being Used

Must Specify: TV Bracket

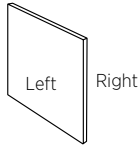
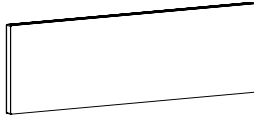
- NO TVBKT No TV Being Used
- TVBKT TV Bracket Being Used

For ordering options, [see overview at the beginning of this section.](#)

FIFTEEN LOUNGE

LOUNGE + TABLES BY EDGE DESIGN (15 SERIES)

Item	Model No.	Width	Depth	Height	Ship Wt	Cubic Ft
LOW CENTER PANEL DUAL SIDED	15-DLCP85	85½	3	30¼	50	7.8
	15-DLCP79	79½	3	30¼	43	7.8



Description

- Use to Create Booths in Dual-Sided Applications
- Not Freestanding; Must Connect To Four Lounge Units (Two Units On Each Side)
- Must Specify Table Bracket Designator: NO TBLBKT, L-TBLBKT, R-TBLBKT, or LR-TBLBKT; Must Order View Table Separately
- TV Bracket Not Available On This Panel

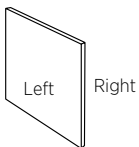
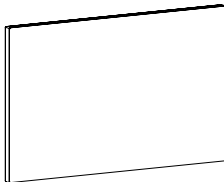
List Price/Grade	Yards	COM/1	2	3	4	5	6	7	8	9	10	L1	L2
15-DLCP85 Upholstery	5.25	\$ 2032	2289	2505	2715	3035	3360	3828	4305	4872	5518	3660	4353
15-DLCP79 Upholstery	4.75	\$ 1953	2186	2381	2571	2860	3155	3578	4010	4523	5107	3426	4053

Must Specify (in this order):
Model #
Primary Upholstery
Table Bracket Designator

Must Specify: Table Bracket

NO TBLBKT	No View Booth Table Being Used
L-TBLBKT	View Booth Table Being Used On Left Side
R-TBLBKT	View Booth Table Being Used on Right Side
LR-TBLBKT	View Booth Table Being Used

Item	Model No.	Width	Depth	Height	Ship Wt	Cubic Ft
DUAL SIDED HIGH CENTER PANEL	15-DHCP85	85½	3	49½	70	12.6
	15-DHCP79	79½	3	49½	65	12.6



Description

- Use to Create Booths in Dual-Sided Applications
- Not Freestanding; Must Connect To Four Lounge Units (Two Units On Each Side)
- Must Specify Table Bracket Designator: NO TBLBKT, L-TBLBKT, R-TBLBKT, or LR-TBLBKT; Must Order View Table Separately
- Must Specify TV Bracket Designator: NO TVBKT, L-TVBKT, R-TVBKT, or LR-TVBKT; Must Order TV Bracket Separately
- TV Bracket Allows For Use of TVs up to 40" on Panel
- If a Table and/or TV Bracket is Designated, a Grommet or Grommets Will Automatically Be Added to the Panel for Wire Management

List Price/Grade	Yards	COM/1	2	3	4	5	6	7	8	9	10	L1	L2
15-DHCP85 Upholstery	7.50	\$ 2368	2736	3043	3343	3801	4266	4933	5616	6426	7348	4693	5683
15-DHCP79 Upholstery	7.00	\$ 2287	2630	2917	3197	3624	4058	4681	5318	6074	6935	4457	5381

Must Specify (in this order):
Model #
Primary Upholstery
Table Bracket Designator
TV Bracket Designator

Must Specify: Table Bracket

NO TBLBKT	No View Booth Table Being Used
L-TBLBKT	View Booth Table Being Used on Left Side
R-TBLBKT	View Booth Table Being Used on Right Side
LR-TBLBKT	View Booth Table Being Used on Left & Right Sides

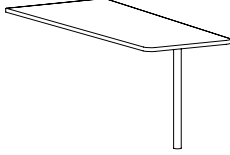
Must Specify: TV Bracket

NO TVBKT	No TV Being Used
L-TVBKT	TV Bracket Being Used on Left Side
R-TVBKT	TV Bracket Being Used on Right Side
LR-TVBKT	TV Bracket Being Used on Left & Right Sides

For ordering options, [see overview at the beginning of this section.](#)

FIFTEEN LOUNGE

LOUNGE + TABLES BY EDGE DESIGN (15 SERIES)

Item	Model No.		Width	Depth	Height	Ship Wt	Cubic Ft	List Price		
VIEW BOOTH TABLES			30"W							
	15-E5TV30	TFL	30	71	30	71	52.1	T\$	801	
	15-E5TV30H	HPL	30	71	30	71	52.1	P\$	1023	
	15-E5TV30V	Veneer	30	71	30	71	52.1	W\$	1388	
	15-E4TV30	TFL	30	60	30	60	40.3	T\$	732	
	15-E4TV30H	HPL	30	60	30	60	40.3	P\$	916	
	15-E4TV30V	Veneer	30	60	30	60	40.3	W\$	1236	
	15-E3TV30	TFL	30	47	30	41	40.3	T\$	679	
	15-E3TV30H	HPL	30	47	30	41	40.3	P\$	874	
	15-E3TV30V	Veneer	30	47	30	41	40.3	W\$	1117	
	15-E2TV30	TFL	30	36	30	36	40.3	T\$	633	
	15-E2TV30H	HPL	30	36	30	36	40.3	P\$	837	
	15-E2TV30V	Veneer	30	36	30	36	40.3	W\$	1002	
	15-E1TV30	TFL	30	26	30	30	40.3	T\$	589	
	15-E1TV30H	HPL	30	26	30	30	40.3	P\$	800	
	15-E1TV30V	Veneer	30	26	30	30	40.3	W\$	853	
				24"W						
		15-E5TV24	TFL	24	71	30	57	52.1	T\$	746
		15-E5TV24H	HPL	24	71	30	57	52.1	P\$	915
	15-E5TV24V	Veneer	24	71	30	57	52.1	W\$	1250	
	15-E4TV24	TFL	24	60	30	48	40.3	T\$	686	
	15-E4TV24H	HPL	24	60	30	48	40.3	P\$	856	
	15-E4TV24V	Veneer	24	60	30	48	40.3	W\$	1124	
	15-E3TV24	TFL	24	47	30	33	40.3	T\$	643	
	15-E3TV24H	HPL	24	47	30	33	40.3	P\$	815	
	15-E3TV24V	Veneer	24	47	30	33	40.3	W\$	1018	
	15-E2TV24	TFL	24	36	30	29	40.3	T\$	602	
	15-E2TV24H	HPL	24	36	30	29	40.3	P\$	781	
	15-E2TV24V	Veneer	24	36	30	29	40.3	W\$	884	
	15-E1TV24	TFL	24	26	30	24	40.3	T\$	568	
	15-E1TV24H	HPL	24	26	30	24	40.3	P\$	748	
	15-E1TV24V	Veneer	24	26	30	24	40.3	W\$	790	

Must Specify (in this order):
 Model #
 Finish/Color
 Leg Color
 Grommet/Power/Data

Description

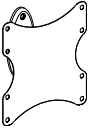
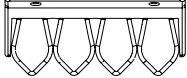
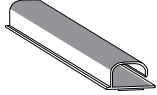


- Available With a Veneer (W), HPL (P), or TFL (T) Top; [See Finish/Color Options and Specify](#)
- Not Freestanding; Must Connect to High or Low-Single or Dual-Sided Center Panel
- Must Specify Leg Finish: Aluminum (ALUM), Black (BLK), or Chrome (CHM)
- Some Assembly Required
- Wire Management, Power/Data, and Grommet Options Available, [See Units Available](#); [See Locations In Intro](#)

T = TFL P = HPL W = Veneer

For ordering options, [see overview at the beginning of this section.](#)

FIFTEEN LOUNGE

LOUNGE + TABLES BY EDGE DESIGN (15 SERIES)

Item	Model No.	Width	Depth	Height	Ship Wt	Cubic Ft	List Price	
TV BRACKET	01-0603TVBR	12½	13½	19½	5	1.9	\$ 311	
	Description <ul style="list-style-type: none"> TV Bracket with Swivel/Tilt 							
Open Market Only								
CABLE GRIP	01-WMGRCB	-	-	-	1	0.1	\$ 16	
	Description <ul style="list-style-type: none"> Under Surface Wire Management Black 							
WIRE CHANNEL	01-32125	24	1¾	1	.25	0.3	\$ 99	
	Description <ul style="list-style-type: none"> Available in Black Includes (2) Double-Sided Tape Ribbons for Easy Installation Open J Channel for Easy Wire Management 							
VESTA POWER CENTER	01-PDCTR	10¾	12	28¾	14	2.5	\$ 1666	
	Description <ul style="list-style-type: none"> Top Includes One (1) Power Outlet, Two (2) USB Ports and One (1) USBC Port; Base Includes Three (3) Outlet Available in White 120" Power Cord Built with Weight Distribution for Optimal Stability Base is 5" Tall 							
SINGLE POWER SAND DOLLAR	01-SAND60PS	Silver	3	3	4	1	0.2	\$ 92
	01-SAND60PW	White						\$ 92
	01-SAND60PB	Black						\$ 92
	Description <ul style="list-style-type: none"> Unit is 2" Diameter; Mounts in 60mm Round Grommet 6' Cord Single Power Outlet 							

For ordering options, [see overview at the beginning of this section.](#)

FIFTEEN LOUNGE

LOUNGE + TABLES BY EDGE DESIGN (15 SERIES)

Item	Model No.		Width	Depth	Height	Ship Wt	Cubic Ft	List Price
DOUBLE USB SAND DOLLAR	01-SAND60US	Silver	3	3	4	1	0.2	\$ 260
	01-SAND60UW	White						\$ 260
	01-SAND60UB	Black						\$ 260



Description

- Unit is 2" Diameter; Mounts in 60mm Round Grommet
- 6' Cord
- Double USB

DOCK 950 WIRELESS CHARGER	01-DOCK950B	Black	-	-	-	1	0.2	\$ 249
	01-DOCK950W	White						\$ 249



Open Market Only

Description

- For Use with Wireless Charging Enabled Devices (Qi)
- 5 Watts Maximum Output with a Direct Current of 5V 2A and 10 Watts Maximum with Quick Charge 2.0
- Mounts in 76mm Round Cut-Out
- LED will Confirm Pairing with Device and Begin Wireless Charging

DOCK 150 WIRELESS AND USB CHARGER	01-DOCK150B	Black	-	-	-	1	0.2	\$ 380
	01-DOCK150W	White						\$ 380



Open Market Only

Description

- For Use with Wireless Charging Enabled Devices (Qi) and USB Charging Devices
- 5 Watt Maximum Output with a Direct Current Input of 5V 6A (Wireless Fast Charge)
- Pop-Up Includes Three (3) USB Ports; One (1) 12 Watt Maximum with 2.4A (USB Fast Charge) and Two (2) 5 Watt with 1A (USB Standard Charge)
- Mounts in 76mm Round Cut-Out
- LED will Confirm Pairing with Device and Begin Wireless Charging
- UL & cUL Certified

DUO BEZEL NEMA PLUG	01-DUOBEZELS	Silver	9	2 1/2	3	1	0.2	\$ 633
	01-DUOBEZELW	White						\$ 633
	01-DUOBEZELB	Black						\$ 633




Description

- Worksurface Must Be Routed To Accept Unit, Which Sits Down Into Worksurface Supported By Attractive Slim Fit Bezel
- Two (2) Power / Two (2) USB Power
- Independent USB Circuit Controllers Deliver up to 2.1 Amps to Each Port
- All Mounting Hardware Included
- FCC Part 15A and UL Approved for Horizontal and Vertical Applications
- 10' Cord

For ordering options, [see overview at the beginning of this section.](#)

FIFTEEN LOUNGE

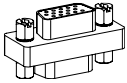
LOUNGE + TABLES BY EDGE DESIGN (15 SERIES)

Item	Model No.		Width	Depth	Height	Ship Wt	Cubic Ft	List Price
	01-TRIOBEZELS	Silver	6½	2⅝	3⅞	1	0.2	\$ 680
	01-TRIOBEZELW	White						\$ 680
	01-TRIOBEZELB	Black						\$ 680

Description

- Worksurface Must Be Routed To Accept Unit, Which Sits Down Into Worksurface Supported By Attractive Slim Fit Bezel
- Three (3) Power/Two (2) USB Power/One (1) Open Data
- Independent USB Circuit Controllers Deliver up to 2.1 Amps to Each Post
- HDMI, VGA, or RJ45 Accessories Sold Separately
- All Mounting Hardware Included
- FCC Part 15A and UL Approved for Horizontal and Vertical Applications
- 10' Cord

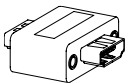
TRIO VGA DATA PORT ACCESSORY	01-LCOMVGA		-	-	-	-	-	\$ 114
---------------------------------	------------	--	---	---	---	---	---	--------



Description

- VGA Ports for Trio Units

TRIO HDMI DATA PORT ACCESSORY	01-LCOMHDMI		-	-	-	-	-	\$ 155
----------------------------------	-------------	--	---	---	---	---	---	--------

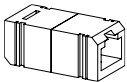


Description

- HDMI Ports for Trio Units

Open Market Only

TRIO RJ45 DATA PORT ACCESSORY	01-LCOMRJ45		-	-	-	-	-	\$ 74
----------------------------------	-------------	--	---	---	---	---	---	-------



Description

- RJ45 Ports for Trio Units

For ordering options, [see overview at the beginning of this section.](#)

Fifteen Pods, another line inspired by Edge Design, provides users with a personal getaway space, private meeting, or collaboration location, and can be placed anywhere in a facility. Designed around the science of acoustics, Fifteen Pods helps to keep conversations contained within and external noises out.

CONSTRUCTION

- Pods are manufactured using Baltic Birch plywood for internal wood components and frame; individually hand assembled with joints mortised and tenoned, screwed, and glued for maximum strength and durability
- High Grade Polyurethane Foam, 2¼” thick in the seat and 1” thick in the back
- View Tables feature square edge profile and are available in Veneer, HPL, and TFL
- Veneer table tops are 1¾” thick with a 3mm veneer edge banding and are made of select-grade sliced Walnut, Cherry, Maple, or composite veneers for maximum grain and color consistency
- HPL tops are 1¾” thick with a 3mm PVC edge bands
- TFL tops are 1” thick with a 3mm PVC edge bands
- Each unit includes non-marring, nylon adjustable glides
- Upholstered units ship fully assembled, while tables require some assembly
- Seating rated for users up to 275lbs

HOW TO ORDER EXAMPLES

PODS

Model No.	QTY	Description	Example
15-P11	1	Primary Upholstery	Mayer Fedora Fawn
		Accent Upholstery	Mayer Fedora Espresso
		Surround Upholstery	Mayer Fedora Espresso
		Center Panel Designator	NONE
		Power/Color/Location	ECSL

BOOTHS

Model No.	QTY	Description	Example
15-P33	1	Primary Upholstery	Architex Hush Ivory
		Accent Upholstery	Architex Catwalk Ritts
		Surround Upholstery	Architex Platform Pistachio
		Center Panel Designator	LEFT
		Power/Color/Location	NONE
15-P33	1	Primary Upholstery	Architex Hush Ivory
		Accent Upholstery	Architex Catwalk Ritts
		Surround Upholstery	Architex Hush Baltic
		Center Panel Designator	RIGHT
		Power/Color/Location	NONE
15-PCPH49	1	Primary Upholstery	Architex Hush Baltic
		Table Bracket Designator	TBLBKT
		TV Bracket Designator	HI-TVBKT
15-E5TV30	1	Finish/Color	WTA
		Leg Color	ALUM
		Grommet/Power Location	D950-E
01-DOCK950W	1	Dock 950 Wireless Charger	Dock950, White
01-0603TVBR	1	TV Bracket	

UPHOLSTERY RECOMMENDATIONS

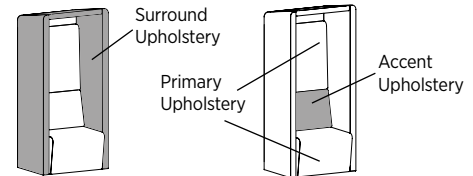
Available in single or contrasting upholsteries in a wide variety of graded-in or contract options, including fabric, vinyl, and leather.

When using contrasting upholstery, note that the Accent Upholstery will be shown on the front and back side of the unit.

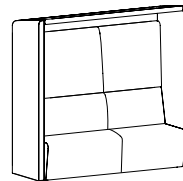
Single Upholstery



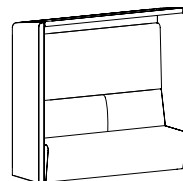
Contrasting Upholstery



Some upholsteries are considered directional, such as stripes, patterns and plaids. Customer may specify how fabric is cut (up the roll or across the roll). If not specified, upholsteries are reviewed by production for the best application. Certain upholsteries may require the pattern to be applied up the roll, which creates additional seams in the seat and backs of select units. When contrasting upholstery is specified and any fabric direction selection is requested or deemed best applied up the roll then all fabric direction selections will be applied up the roll. [See the COL/COM Form for additional details.](#)



Additional seams for the 15-P33 when upholstery is cut up the roll.



Shown with Accent Upholstery cut Up the Roll and applied with the seam. Primary Upholstery cut Across the Roll and applied with no seam. This will only apply to 15-P33.

CREATING A BOOTH

At the time of specifying a Pod, we ask that you also designate whether or not you'll be creating a booth.

To insure all necessary hardware is factory installed when creating a booth:

- Order the correct number of Pods to support the Center Panel specified. Single-sided Center Panels require two Pods of any combination model/width
- Each Pod specified must indicate which end will connect to the Center Panel. Left end and right end are determined as you are standing looking at the Pod. For example a single-sided Center Panel requires one Pod specified as a left connection and one Pod specified as right connection.
- Tables and TV Brackets must be ordered separately, however, the Center Panel must be ordered with the corresponding options for connection.
- Tables are not freestanding and must be supported by a Center Panel.
- Keep users connected by specifying and ordering power/data units for the Pods and Table!

CENTER PANEL DESIGNATORS

Pods will be modified to accept Center Panels as specified. We ask that all Pods designate if a Center Panel will be used and which side of the Pod will need to be attached. Left or Right location is based on facing the Pod.

Note: Center Panel must be ordered separately.

STD	No Center Panel
LEFT	Center Panel on Left
RIGHT	Center Panel on Right

CENTER PANEL TABLE OPTIONS

When ordering a Center Panel, we ask that you also designate whether or not you plan to use a View Table with it. This will ensure that the table attachment bracket and a grommet are factory installed for your convenience.

Note: Table must be ordered separately.

NO TBLBKT	No Table Bracket
TBLBKT	Table Bracket

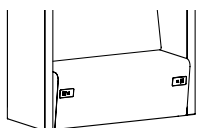
POD POWER/DATA OPTIONS

Note: Specified by Facing the Pod

Power ports are installed on the front of the unit 11¼" up from glide and 6½" in from the outside of the arm.

Each Power Port comes with 1 Outlet and 2 USB

ECSL	ECA Cove, Left Port, Silver (1 Unit)	\$	915
ECSR	ECA Cove, Right Port, Silver (1 Unit)	\$	915
ECSLR	ECA Cove, Left and Right Port, Silver (2 Units)	\$	1830
ECBL	ECA Cove, Left Port, Black (1 Unit)	\$	915
ECBR	ECA Cove, Right Port, Black (1 Unit)	\$	915
ECBLR	ECA Cove, Left and Right Port, Black (2 Units)	\$	1830



Power installed on front left and/or front right



ECA Cove

CENTER PANEL TV ATTACHMENT OPTIONS

When ordering a Center Panel, we ask that you also designate whether or not you plan to use a TV with it. This will ensure that the attachment hardware and a grommet are factory installed for your convenience. The Bracket and Grommet are always centered.

High Center Panels feature optional High TV bracket which allows for use a larger TV.

Note: Recommend using TVs up to 40". Actual TV Bracket must be ordered separately.

NO TVBKT	No TV Bracket
TVBKT	TV Bracket (Placed at 42"H)
HI-TVBKT	High TV Bracket (Placed at 60½"H)

VIEW BOOTH TABLE LEG EDGE PROFILE

Y Square



VENEER (W) TABLE TOP OPTIONS

Tops feature UV Advantage, an ultra-violet finish, on all exposed surfaces by utilizing roll-coat UV technology.

AW	Artisan Walnut	MW	Mahogany Walnut
AS	Asian Night	MO	Medium Oak*
CO	Columbian Walnut	ORW	Oak Riftwood*
DC	Dark Cherry	SCH	Select Cherry
DFW	Dark Forest Walnut	SKC	Shaker Cherry
EW	Espresso	SBP	Smoky Brown Pear
FO	Fawn Oak*	SM	Sugar Maple
GC	Golden Cherry	SW	Sunglow Walnut
HVM	Harvest Maple	WTA	Weathered Ash*
HW	Harvest Walnut	WC	Williamsburg Cherry
LW	Legacy Walnut		

* Finish is Low Sheen

TFL (T) AND HPL (P) LAMINATE TABLE TOP OPTIONS

WOODGRAIN

AS	Asian Night	PNW	Pinnacle Walnut
BW	Beigewood	SCH	Select Cherry
CO	Columbian Walnut	SKC	Shaker Cherry
EF	Espresso	SBP	Smoky Brown Pear
GC	Golden Cherry	TK	Studio Teak
HVM	Harvest Maple	SM	Sugar Maple
MW	Mahogany Walnut	WTA	Weathered Ash
ORW	Oak Riftwood	WC	Williamsburg Cherry

SOLID

BL	Black	PPD	Pepperdust
WH	Designer White	SG	Slate Grey
FHG	Fashion Grey	WHS	White Sand

VIEW BOOTH TABLE LEG FINISH OPTIONS

ALUM	Aluminum Leg
BLK	Black Leg
CHM	Chrome Leg

VIEW BOOTH TABLE POWER/DATA OPTIONS

Grommets are available in View Tables for an upcharge or they may be ordered without grommets (specify NO GROMMET on order).

Power/Data units and Wireless Chargers must be ordered separately and specified with a surface mount location. Multiple locations may be selected (End & Center). Only one unit per location.

GROMMET LOCATIONS (Specify Black = BLK or Silver = SLV)

GE	Grommet, End - BLK or SLV	\$	72
GC	Grommet, Center - BLK or SLV	\$	72
GEC	Grommet, End & Center - BLK or SLV	\$	145

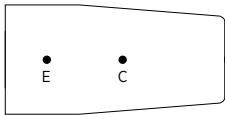
DUO/TRIO BEZEL LOCATIONS

PDC-E	Bezel, End
PDC-C	Bezel, Center
PDC-EC	Bezel, End & Center

WIRELESS CHARGER LOCATIONS

D950-E	Dock 950, End
D950-C	Dock 950, Center
D950-EC	Dock 950, End & Center
D150-E	Dock 150, End
D150-C	Dock 150, Center
D150-EC	Dock 150, End & Center

Grommets, Power Units, Dock 950 Wireless Charger, and Dock 150 Wireless & USB Charger may be ordered in non-standard locations. Call Customer Service to assist with specification and/or please attach a drawing to the PO showing the location of the grommet. Note additional charges and lead times may apply.

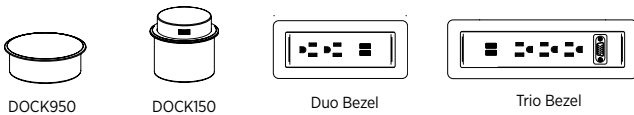


Power locations for the View Table are End, Center, or End & Center

E = End C = Center EC = End & Center
 E = 12" from monitor end
 C = Centered

EXAMPLES OF POWER/DATA UNITS (See Additional Units in the Accessories)

01-DUOBEZELW	Duo Bezel, White, Specify Location	\$	633
01-DUOBEZELB	Duo Bezel, Black, Specify Location	\$	633
01-DUOBEZELS	Duo Bezel, Silver, Specify Location	\$	633
01-TRIOBEZELW	Trio Bezel, White, Specify Location	\$	680
01-TRIOBEZELB	Trio Bezel, Black, Specify Location	\$	680
01-TRIOBEZELS	Trio Bezel, Silver, Specify Location	\$	680
01-DOCK950W	Dock 950 Wireless Charger, White, Specify Location	\$	249
01-DOCK950B	Dock 950 Wireless Charger, Black, Specify Location	\$	249
01-DOCK150W	Dock 150 Wireless & USB Charger, White, Specify Location	\$	380
01-DOCK150B	Dock 150 Wireless & USB Charger, Black, Specify Location	\$	380

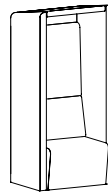


For Additional Power/Data and Wire Management Units [See Accessories](#)


CERTIFICATIONS & COMPLIANCE

- CAL 117-2013 Compliance
- Intertek Sustainability Certified
- BIFMA level® Certified
- BIFMA Compliant® Certified
- TSCA Title VI (CARB) Compliance
- US Green Building's LEED® Contribution


STATEMENT OF LINE



One Seat Pod:
15-P11
[\(See Options\)](#)



Two Seat Pod:
15-P22
[\(See Options\)](#)



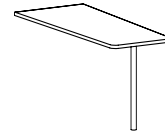
Three Seat Pod:
15-33
[\(See Options\)](#)



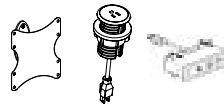
Low Center Panel:
15-PCP49
15-PCP43
[\(See Options\)](#)




High Center Panel:
15-PCPH49
15-PCPH43
[\(See Options\)](#)



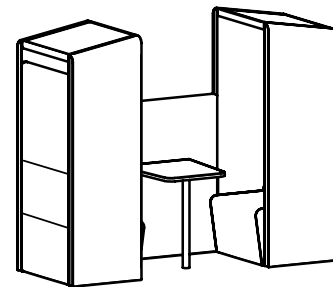
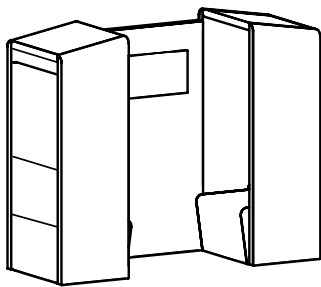
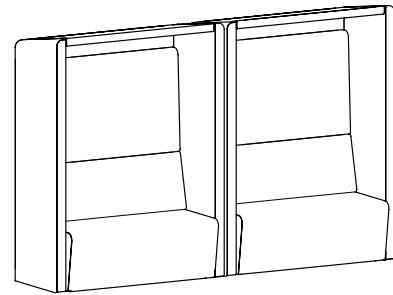
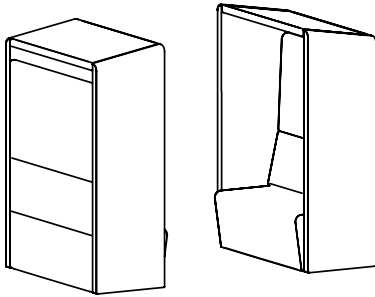
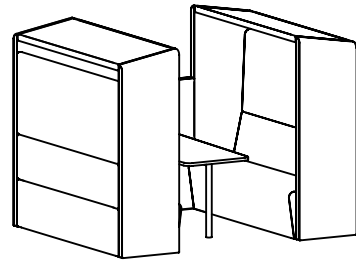
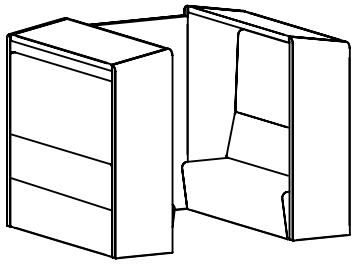
View Table
30"D & 24"D Available in
TFL, HPL and Veneer
[\(See Options\)](#)



Accessories Include:
TV Brackets, Power, and
Wireless Chargers
[\(See Power + Accessories\)](#)



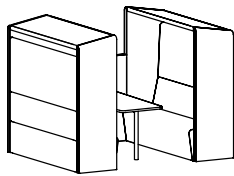
Enhance your space with
Cush Pillows. [See details.](#)



For ordering options, see overview at the beginning of this section.

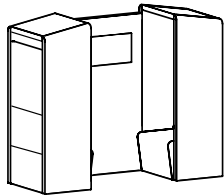
FIFTEEN PODS
LOUNGE & TABLES (15 SERIES) BY EDGE DESIGN

Item	Model No.	Width	Depth	Height	Ship Wt	Cubic Ft	List Price
------	-----------	-------	-------	--------	---------	----------	------------



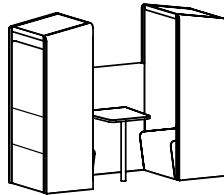
15-P1		101¾	78¾	75	496	252.7	\$ 18183
CONSISTS OF:		QTY					
15-P33	2	Three Seat Pod					\$ 15900
15-PCP49	1	Low Center Panel, Single Sided Table Bracket (TBLBKT) - View Booth Table Being Used					\$ 1482
15-E5TV30	1	30"W TFL View Booth Table					\$ 801

View Booth Table is available in 24"W or 30"W and surface material options include TFL, HPL or Veneer
Grade 1 pricing



15-P2		95¾	75				\$ 12964
CONSISTS OF:		QTY					
15-P11	2	One Seat Pod					\$ 11148
15-PCPH43	1	High Center Panel Single Sided TV Bracket (HI-TVBKT) - TV Bracket at Higher Height (60½" H)					\$ 1816

TV not included
Grade 1 pricing



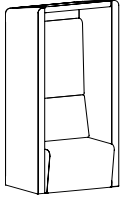
15-P3				75			\$ 13122
CONSISTS OF:		QTY					
15-P11	2	One Seat Pod					\$ 11148
15-PCP43	1	Low Center Panel, Single Sided Table Bracket (TBLBKT) - View Booth Table Being Used					\$ 1406
15-E1TV24	1	24"W TFL View Booth Table					\$ 568

View Booth Table is available in 24"W or 30"W and surface material options include TFL, HPL or Veneer
Grade 1 pricing

FIFTEEN PODS

PODS + TABLES BY EDGE DESIGN (15 SERIES)

Item	Model No.	Chair Width	Chair Depth	Chair Height	Ship Wt	Cubic Ft
ONE SEAT POD	15-P11	33 $\frac{3}{8}$	26 $\frac{3}{8}$	75	97	47.4



Description


- Available with Three Contrasting Upholsteries
- May Be Used in Booth Applications; Must Specify Center Panel Designator: None, Left, or Right (Left or Right Location is Based on Facing the Pod); Order Center Panel Separately
- Optional Power Ports, [See Options](#)

List Price/Grade	Yards	COM/1	2	3	4	5	6	7	8	9	10	L1	L2
Single Upholstery	12.50	\$ 5574	6187	6699	7199	7962	8737	9849	10987	12337	13874	9449	11099
Contrasting Upholstery													
Primary	3.50	\$ 5618	5790	5933	6073	6287	6504	6815	7134	7512	7942	6703	7165
Accent	1.50	\$ 0	74	135	195	287	380	513	650	812	996	465	663
Surround	8.50	\$ 0	417	765	1105	1624	2151	2907	3681	4599	5644	2635	3757

Must Specify (in this order):

- Model #
- Primary Upholstery
- Accent Upholstery
- Surround Upholstery
- Center Panel Designator
- Optional Power

TWO SEAT POD	15-P22	54 $\frac{3}{4}$	26 $\frac{3}{8}$	75	141	66.8
--------------	--------	------------------	------------------	----	-----	------



Description


- Available with Three Contrasting Upholsteries
- May Be Used in Booth Applications; Must Specify Center Panel Designator: None, Left, or Right (Left or Right Location is Based on Facing the Pod); Order Center Panel Separately
- Optional Power Ports, [See Options](#)

List Price/Grade	Yards	COM/1	2	3	4	5	6	7	8	9	10	L1	L2
Single Upholstery	16.75	\$ 6869	7690	8377	9047	10068	11107	12598	14122	15931	17991	12062	14273
Contrasting Upholstery													
Primary	5.50	\$ 6902	7172	7397	7617	7953	8294	8783	9284	9878	10554	8607	9333
Accent	2.00	\$ 0	98	180	260	382	506	684	866	1082	1328	620	884
Surround	10.00	\$ 0	490	900	1300	1910	2530	3420	4330	5410	6640	3100	4420

Must Specify (in this order):

- Model #
- Primary Upholstery
- Accent Upholstery
- Surround Upholstery
- Center Panel Designator
- Optional Power

THREE SEAT POD	15-P33	78 $\frac{3}{8}$	26 $\frac{3}{8}$	75	190	96.1
----------------	--------	------------------	------------------	----	-----	------



Description

- Available with Three Contrasting Upholsteries
- May Be Used in Booth Applications; Must Specify Center Panel Designator: None, Left, or Right (Left or Right Location is Based on Facing the Pod); Order Center Panel Separately
- Optional Power Ports, [See Options](#)

List Price/Grade	Yards	COM/1	2	3	4	5	6	7	8	9	10	L1	L2
Single Upholstery	21.25	\$ 7950	8991	9863	10713	12009	13326	15218	17151	19446	22060	14538	17343
Contrasting Upholstery													
Primary	8.75	\$ 8016	8445	8804	9154	9687	10230	11009	11805	12750	13826	10729	11884
Accent	2.75	\$ 0	135	248	358	525	696	941	1191	1488	1826	853	1216
Surround	11.25	\$ 0	551	1013	1463	2149	2846	3848	4871	6086	7470	3488	4973

Must Specify (in this order):


- Model #
- Primary Upholstery
- Accent Upholstery
- Surround Upholstery
- Center Panel Designator
- Optional Power

For ordering options, [see overview at the beginning of this section.](#)

FIFTEEN PODS

PODS + TABLES BY EDGE DESIGN (15 SERIES)

Item	Model No.	Width	Depth	Height	Ship Wt	Cubic Ft
LOW CENTER PANEL SINGLE SIDED	15-PCP49	49	3	49½	45	8.4
	<i>For Use With 30"D View Tables</i>					
	15-PCP43	43	3	49½	41	8.4
	<i>For Use With 24"D View Tables</i>					



Must Specify (in this order):
Model #
Primary Upholstery
Table Bracket Designator
TV Bracket Designator

Description

- Use to Create Booths in Single-Sided Applications
- Not Freestanding; Must Connect To Two Pod Units
- Must Specify Table Bracket Designator: NO TBLBKT or TBLBKT; Must Order View Table Separately
- Must Specify TV Bracket Designator: NO TVBKT or TVBKT; Must Order TV Bracket Separately
- TV Bracket Allows For Use of TVs up to 40" on Panel
- If a Table and/or TV Bracket is Designated, a Grommet or Grommets Will Automatically Be Added to the Panel for Wire Management

List Price/Grade	Yards	COM/1	2	3	4	5	6	7	8	9	10	L1	L2
15-PCP49 Upholstery 4.50	\$ 1482	1703	1887	2067	2342	2621	3021	3431	3917	4470	2877	3471	
15-PCP43 Upholstery 4.00	\$ 1406	1602	1766	1926	2170	2418	2774	3138	3570	4062	2646	3174	


Must Specify: Table Bracket

- NO TBLBKT No View Booth Table Being Used
- TBLBKT View Booth Table Being Used

Must Specify: TV Bracket

- NO TVBKT No TV Being Used
- TVBKT TV Bracket at Standard Height (42"H)

Item	Model No.	Width	Depth	Height	Ship Wt	Cubic Ft
HIGH CENTER PANEL SINGLE SIDED	15-PCPH49	49	3	69¾	69	9.0
	<i>For Use With 30"D View Tables</i>					
	15-PCPH43	43	3	69¾	65	9.0
	<i>For Use With 24"D View Tables</i>					



Must Specify (in this order):
Model #
Primary Upholstery
Table Bracket Designator
TV Bracket Designator

Description

- Use to Create Booths in Single-Sided Applications
- Not Freestanding; Must Connect To Two Pod Units
- Must Specify Table Bracket Designator: NO TBLBKT or TBLBKT; Must Order View Table Separately
- Must Specify TV Bracket Designator: NO TVBKT, TVBKT, or HI-TVBKT; Must Order TV Bracket Separately
- TV Bracket Allows For Use of TVs up to 40" on Panel
- If a Table and/or TV Bracket is Designated, a Grommet or Grommets Will Automatically Be Added to the Panel for Wire Management

List Price/Grade	Yards	COM/1	2	3	4	5	6	7	8	9	10	L1	L2
15-PCPH49 Upholstery 6.00	\$ 1932	2226	2472	2712	3078	3450	3984	4530	5178	5916	3792	4584	
15-PCPH43 Upholstery 5.25	\$ 1816	2073	2289	2499	2819	3144	3612	4089	4656	5302	3444	4137	

Must Specify: Table Bracket

- NO TBLBKT No View Booth Table Being Used
- TBLBKT View Booth Table Being Used

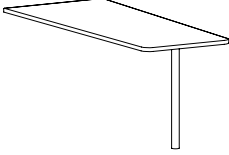
Must Specify: TV Bracket

- NO TVBKT No TV Being Used
- TVBKT TV Bracket at Standard Height (42"H)
- HI-TVBKT TV Bracket at Higher Height (60½"H)

For ordering options, see overview at the beginning of this section.

FIFTEEN PODS

PODS + TABLES BY EDGE DESIGN (15 SERIES)

Item	Model No.		Width	Depth	Height	Ship Wt	Cubic Ft	List Price	
VIEW BOOTH TABLES			30"W						
	15-E5TV30	TFL	30	71	30	71	52.1	T\$ 801	
	15-E5TV30H	HPL	30	71	30	71	52.1	P\$ 1023	
	15-E5TV30V	Veneer	30	71	30	71	52.1	W\$ 1388	
	15-E4TV30	TFL	30	60	30	60	40.3	T\$ 732	
	15-E4TV30H	HPL	30	60	30	60	40.3	P\$ 916	
	15-E4TV30V	Veneer	30	60	30	60	40.3	W\$ 1236	
	15-E3TV30	TFL	30	47	30	41	40.3	T\$ 679	
	15-E3TV30H	HPL	30	47	30	41	40.3	P\$ 874	
	15-E3TV30V	Veneer	30	47	30	41	40.3	W\$ 1117	
	15-E2TV30	TFL	30	36	30	36	40.3	T\$ 633	
	15-E2TV30H	HPL	30	36	30	36	40.3	P\$ 837	
	15-E2TV30V	Veneer	30	36	30	36	40.3	W\$ 1002	
	15-E1TV30	TFL	30	26	30	30	40.3	T\$ 589	
	15-E1TV30H	HPL	30	26	30	30	40.3	P\$ 800	
	15-E1TV30V	Veneer	30	26	30	30	40.3	W\$ 853	
				24"W					
		15-E5TV24	TFL	24	71	30	57	52.1	T\$ 746
		15-E5TV24H	HPL	24	71	30	57	52.1	P\$ 915
	15-E5TV24V	Veneer	24	71	30	57	52.1	W\$ 1250	
	15-E4TV24	TFL	24	60	30	48	40.3	T\$ 686	
	15-E4TV24H	HPL	24	60	30	48	40.3	P\$ 856	
	15-E4TV24V	Veneer	24	60	30	48	40.3	W\$ 1124	
	15-E3TV24	TFL	24	47	30	33	40.3	T\$ 643	
	15-E3TV24H	HPL	24	47	30	33	40.3	P\$ 815	
	15-E3TV24V	Veneer	24	47	30	33	40.3	W\$ 1018	
	15-E2TV24	TFL	24	36	30	29	40.3	T\$ 602	
	15-E2TV24H	HPL	24	36	30	29	40.3	P\$ 781	
	15-E2TV24V	Veneer	24	36	30	29	40.3	W\$ 884	
	15-E1TV24	TFL	24	26	30	24	40.3	T\$ 568	
	15-E1TV24H	HPL	24	26	30	24	40.3	P\$ 748	
	15-E1TV24V	Veneer	24	26	30	24	40.3	W\$ 790	

Must Specify (in this order):

Model #
Finish/Color
Leg Color
Grommet/Power/Data

Description

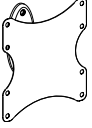
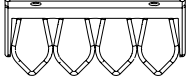
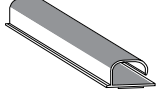


- Available With a Veneer (W), HPL (P), or TFL (T) Top; Must Specify Finish/Color; [See Color Options](#)
- Not Freestanding; Must Connect to High or Low Center Panel
- Must Specify Leg Finish: Aluminum (ALUM), Black (BLK), or Chrome (CHM)
- Some Assembly Required
- Wire Management, Power/Data, and Grommet Options Available, Starting on Next Page; [See Locations](#)

T = TFL P = HPL W = Veneer

For ordering options, [see overview at the beginning of this section.](#)

FIFTEEN PODS

PODS + TABLES BY EDGE DESIGN (15 SERIES)

Item	Model No.		Width	Depth	Height	Ship Wt	Cubic Ft	List Price
TV BRACKET	01-0603TVBR		12½	13½	19½	5	1.9	\$ 311
	Description <ul style="list-style-type: none"> TV Bracket with Swivel/Tilt 							
Open Market Only								
CABLE GRIP	01-WMGRCB		-	-	-	1	0.1	\$ 16
	Description <ul style="list-style-type: none"> Under Surface Wire Management Black 							
WIRE CHANNEL	01-32125		24	1¾	1	.25	0.3	\$ 99
	Description <ul style="list-style-type: none"> Available in Black Includes (2) Double-Sided Tape Ribbons for Easy Installation Open J Channel for Easy Wire Management 							
VESTA POWER CENTER	01-PDCTR		10¾	12	28¾	14	2.5	\$ 1666
	Description <ul style="list-style-type: none"> Top Includes One (1) Power Outlet, Two (2) USB Ports and One (1) USBC Port; Base Includes Three (3) Outlet Available in White 120" Power Cord Built with Weight Distribution for Optimal Stability Base is 5" Tall 							
SINGLE POWER SAND DOLLAR	01-SAND60PS	Silver	3	3	4	1	0.2	\$ 92
	01-SAND60PW	White						\$ 92
	01-SAND60PB	Black						\$ 92
	Description <ul style="list-style-type: none"> Unit is 2" Diameter; Mounts in 60mm Round Grommet 6' Cord Single Power Outlet 							

For ordering options, [see overview at the beginning of this section.](#)

FIFTEEN PODS

PODS + TABLES BY EDGE DESIGN (15 SERIES)

Item	Model No.		Width	Depth	Height	Ship Wt	Cubic Ft	List Price
DOUBLE USB SAND DOLLAR	01-SAND60US	Silver	3	3	4	1	0.2	\$ 260
	01-SAND60UW	White						\$ 260
	01-SAND60UB	Black						\$ 260



Description

- Unit is 2" Diameter; Mounts in 60mm Round Grommet
- 6' Cord
- Double USB

DOCK 950 WIRELESS CHARGER	01-DOCK950B	Black	-	-	-	1	0.2	\$ 249
	01-DOCK950W	White						\$ 249



Open Market Only

Description

- For Use with Wireless Charging Enabled Devices (Qi)
- 5 Watts Maximum Output with a Direct Current of 5V 2A and 10 Watts Maximum with Quick Charge 2.0
- Mounts in 76mm Round Cut-Out
- LED will Confirm Pairing with Device and Begin Wireless Charging

DOCK 150 WIRELESS AND USB CHARGER	01-DOCK150B	Black	-	-	-	1	0.2	\$ 380
	01-DOCK150W	White						\$ 380



Open Market Only

Description

- For Use with Wireless Charging Enabled Devices (Qi) and USB Charging Devices
- 5 Watt Maximum Output with a Direct Current Input of 5V 6A (Wireless Fast Charge)
- Mounts in 76mm Round Cut-Out
- Pop-Up Includes Three (3) USB Ports; One (1) 12 Watt Maximum with 2.4A (USB Fast Charge) and Two (2) 5 Watt with 1A (USB Standard Charge)
- LED will Confirm Pairing with Device and Begin Wireless Charging
- UL & cUL Certified

DUO BEZEL NEMA PLUG	01-DUOBEZELS	Silver	9	2 1/2	3	1	0.2	\$ 633
	01-DUOBEZELW	White						\$ 633
	01-DUOBEZELB	Black						\$ 633




Description

- Worksurface Must Be Routed To Accept Unit, Which Sits Down Into Worksurface Supported By Attractive Slim Fit Bezel
- Two (2) Power / Two (2) USB Power
- Independent USB Circuit Controllers Deliver up to 2.1 Amps to Each Post
- All Mounting Hardware Included
- FCC Part 15A and UL Approved for Horizontal and Vertical Applications
- 10' Cord

For ordering options, [see overview at the beginning of this section.](#)

FIFTEEN PODS

PODS + TABLES BY EDGE DESIGN (15 SERIES)

Item	Model No.		Width	Depth	Height	Ship Wt	Cubic Ft	List Price
TRIO BEZEL NEMA PLUG 	01-TRIOBEZELS	Silver	6½	2½	3¼	1	0.2	\$ 680
	01-TRIOBEZELW	White						\$ 680
	01-TRIOBEZELB	Black						\$ 680

Description

- Worksurface Must Be Routed To Accept Unit, Which Sits Down Into Worksurface Supported By Attractive Slim Fit Bezel
- Three (3) Power/Two (2) USB Power/One (1) Open Data
- Independent USB Circuit Controllers Deliver up to 2.1 Amps to Each Post
- HDMI, VGA, or RJ45 Accessories Sold Separately
- All Mounting Hardware Included
- FCC Part 15A and UL Approved for Horizontal and Vertical Applications
- 10' Cord

TRIO VGA DATA PORT ACCESSORY 	01-LCOMVGA		-	-	-	-		\$ 114
--	------------	--	---	---	---	---	--	--------

Description

- VGA Ports for Trio Units

TRIO HDMI DATA PORT ACCESSORY 	01-LCOMHDMI		-	-	-	-		\$ 155
---	-------------	--	---	---	---	---	--	--------

Description

- HDMI Ports for Trio Units

Open Market Only

TRIO RJ45 DATA PORT ACCESSORY 	01-LCOMRJ45		-	-	-	-		\$ 74
---	-------------	--	---	---	---	---	--	-------

Description

- RJ45 Ports for Trio Units

For ordering options, [see overview at the beginning of this section.](#)

Experience the staying power of classic design paired with keen, modern interiors. Available in three arm styles, fully-upholstered or with clean out backs, and in standard and high occupancy sizes, Gleem’s proven steam bending technique and handcrafted construction create a long lasting, superior chair. Create the perfect look, and provide lasting comfort for a diverse range of users. High Occupancy models support users up to 400lbs. And the entire collection features a wall saver design, preventing the chair back from hitting and marring walls.

CONSTRUCTION

- Exposed wood components are manufactured using European Beech and are free of spirits, discoloration, pits, shakes, and wormholes
- All chair joints are double-doweled or mortised and tenoned, screwed, and glued for maximum strength and durability
- Frames are individually hand assembled and sanded prior to being finished
- Non-marring nylon glides included in each leg at floor level
- High Grade Polyurethane Foam, 1½" thick in the seat and 1" thick in the back
- High quality resilient sheet webbing ensures a comfortable seating application
- Standard units support users up to 275lbs and High Occupancy units support users up to 400lbs
- Ships fully assembled

HOW TO ORDER EXAMPLE

Model No.	Description	Example
395	Finish	HVM
	Primary Upholstery	Momentum Beeline EPU Autumn
	Accent Upholstery	Momentum Beeline EPU Canvas
	Glides	STD

WOOD FINISHES

Indiana Furniture uses a multi-step, hand finishing process on all exposed wood frames.

Chairs feature a catalyzed varnish finish which offers durability, lasting beauty, and resistance to normal wear.


AW Artisan Walnut	LW Legacy Walnut
AS Asian Night	MW Mahogany Walnut
BW Beigewood*	MO Medium Oak*
BL Black	ORW Oak Riftwood*
CO Columbian Walnut	PNW Pinnacle Walnut
DC Dark Cherry	SCH Select Cherry
DFW Dark Forest Walnut*	SKC Shaker Cherry
WH Designer White	SBP Smoky Brown Pear*
EF Espresso	TK Studio Teak
FO Fawn Oak*	SM Sugar Maple
GC Golden Cherry	SW Sunglow Walnut
HVM Harvest Maple*	WTA Weathered Ash*
HW Harvest Walnut	WC Williamsburg Cherry

* Finish is Low Sheen

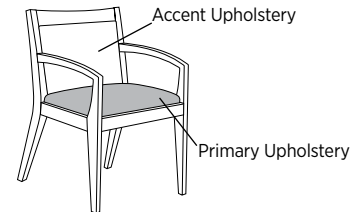
UPHOLSTERY OPTIONS

Available in single or contrasting upholsteries in a wide variety of graded-in or contract options, including fabric, vinyl, and leather.

Single Upholstery



Contrasting Upholstery

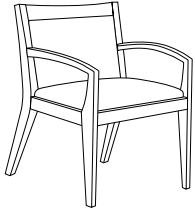


GLIDE OPTIONS

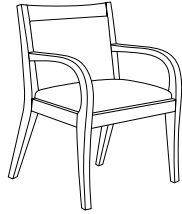
STD	Nylon Glides	Std
FELT	Felt Glides	\$ N/C

CERTIFICATIONS & COMPLIANCE


- CAL 117-2013 Compliance
- Intertek Sustainability Certified
- BIFMA level® Certified
- BIFMA Compliant® Certified
- TSCA Title VI (CARB) Compliance
- US Green Building's LEED® Contribution



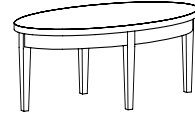
Arch Arm:
395
[\(See Details\)](#)




Curved Arm:
396
[\(See Details\)](#)



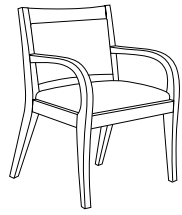
Swoop Arm:
398
[\(See Details\)](#)




Elliptical Table
395-4222EMT
[\(See Details\)](#)



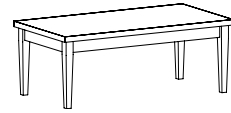
Arch Arm,
Clean Out Back:
395C
[\(See Details\)](#)




Curved Arm, Clean
Out Back:
396C
[\(See Details\)](#)



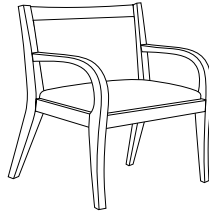
Swoop Arm, Clean
Out Back:
398C
[\(See Details\)](#)




Magazine Table
395-4222MT
[\(See Details\)](#)



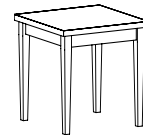
Arch Arm,
High Occupancy:
395B
[\(See Details\)](#)



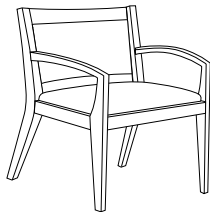
Curved Arm,
High Occupancy:
396B
[\(See Details\)](#)



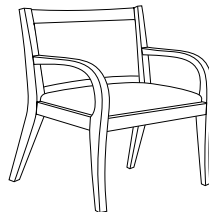
Swoop Arm,
High Occupancy:
398B
[\(See Details\)](#)




Lamp Table
395-2222LT
[\(See Details\)](#)



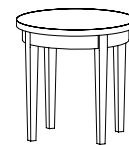
Arch Arm,
High Occupancy,
Clean Out:
395BC
[\(See Details\)](#)



Curved Arm,
High Occupancy,
Clean Out:
396BC
[\(See Details\)](#)

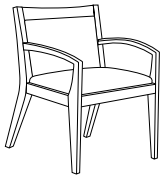


Swoop Arm,
High Occupancy,
Clean Out:
398BC
[\(See Details\)](#)



Round End Table
395-2222RET
[\(See Details\)](#)

Item	Model No.	Chair Width	Chair Depth	Chair Height	Seat Width	Seat Depth	Seat Height	Arm Height	Ship Wt	Cubic Ft
ARCH ARM GUEST	395	23¾	24	31¾	20¾	18¾	17¼	24	25	16.9



Description

- Available with Contrasting Upholsteries
- Wall Saver Design
- Supports Users Up To 275lbs


Must Specify (in this order):

- Model #
- Finish
- Primary Upholstery
- Accent Upholstery
- Glide

List Price/Grade	Yards	COM/1	2	3	4	5	6	7	8	9	10	L1	L2
Single Upholstery	1.50	\$ 1173	1247	1308	1368	1460	1553	1686	1823	1985	2169	1638	1836
Contrasting Upholstery													
Primary	1.00	\$ 1184	1233	1274	1314	1375	1437	1526	1617	1725	1848	1494	1626
Accent	0.75	\$ 0	37	68	98	143	190	257	325	406	498	233	332

ARCH ARM, CLEAN OUT BACK GUEST

395C	23¾	24	31¾	20¾	18¾	17¼	24	25	16.9
------	-----	----	-----	-----	-----	-----	----	----	------



Description

- Available with Contrasting Upholsteries
- Wall Saver Design
- Supports Users Up To 275lbs


Must Specify (in this order):

- Model #
- Finish
- Primary Upholstery
- Accent Upholstery
- Glide

List Price/Grade	Yards	COM/1	2	3	4	5	6	7	8	9	10	L1	L2
Single Upholstery	1.50	\$ 1173	1247	1308	1368	1460	1553	1686	1823	1985	2169	1638	1836
Contrasting Upholstery													
Primary	1.00	\$ 1184	1233	1274	1314	1375	1437	1526	1617	1725	1848	1494	1626
Accent	0.75	\$ 0	37	68	98	143	190	257	325	406	498	233	332

HIGH OCCUPANCY, ARCH ARM GUEST

395B	33¾	24	31¾	30¾	18¾	17¼	24	28	25.7
------	-----	----	-----	-----	-----	-----	----	----	------



Description

- Available with Contrasting Upholsteries
- Wall Saver Design
- Supports Users Up To 400lbs


Must Specify (in this order):

- Model #
- Finish
- Primary Upholstery
- Accent Upholstery
- Glide

List Price/Grade	Yards	COM/1	2	3	4	5	6	7	8	9	10	L1	L2
Single Upholstery	2.00	\$ 1471	1569	1651	1731	1853	1977	2155	2337	2553	2799	2091	2355
Contrasting Upholstery													
Primary	1.25	\$ 1493	1554	1606	1656	1732	1809	1921	2034	2169	2323	1881	2046
Accent	1.25	\$ 0	61	113	163	239	316	428	541	676	830	388	553

HIGH OCCUPANCY, ARCH ARM, CLEAN OUT BACK GUEST

395BC	33¾	24	31¾	30¾	18¾	17¼	24	28	25.69
-------	-----	----	-----	-----	-----	-----	----	----	-------



Description

- Available with Contrasting Upholsteries
- Wall Saver Design
- Supports Users Up To 400lbs

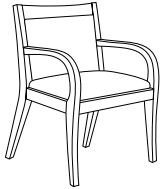
Must Specify (in this order):

- Model #
- Finish
- Primary Upholstery
- Accent Upholstery
- Glide

List Price/Grade	Yards	COM/1	2	3	4	5	6	7	8	9	10	L1	L2
Single Upholstery	2.00	\$ 1471	1569	1651	1731	1853	1977	2155	2337	2553	2799	2091	2355
Contrasting Upholstery													
Primary	1.25	\$ 11493	1554	1606	1656	1732	1809	1921	2034	22169	22323	11881	2046
Accent	1.25	\$ 0	61	113	163	239	316	428	541	676	830	388	553

For ordering options, [see overview at the beginning of this section.](#)

Item	Model No.	Chair Width	Chair Depth	Chair Height	Seat Width	Seat Depth	Seat Height	Arm Height	Ship Wt	Cubic Ft
CURVED ARM GUEST	396	23¾	24	31¾	20¾	18¾	17¼	25½	25	16.9



Must Specify (in this order):

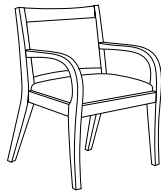
- Model #
- Finish
- Primary Upholstery
- Accent Upholstery
- Glide

Description

- Available with Contrasting Upholsteries
- Wall Saver Design
- Supports Users Up To 275lbs

List Price/Grade	Yards	COM/1	2	3	4	5	6	7	8	9	10	L1	L2
Single Upholstery	1.50	\$ 1173	1247	1308	1368	1460	1553	1686	1823	1985	2169	1638	1836
Contrasting Upholstery													
Primary	1.00	\$ 1184	1233	1274	1314	1375	1437	1526	1617	1725	1848	1494	1626
Accent	0.75	\$ 0	37	68	98	143	190	257	325	406	498	233	332

CURVED ARM, CLEAN OUT BACK GUEST	396C	23¾	24	31¾	20¾	18¾	17¼	25½	25	16.9
----------------------------------	------	-----	----	-----	-----	-----	-----	-----	----	------



Must Specify (in this order):

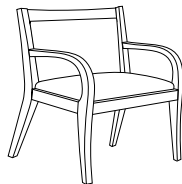
- Model #
- Finish
- Primary Upholstery
- Accent Upholstery
- Glide

Description

- Available with Contrasting Upholsteries
- Wall Saver Design
- Supports Users Up To 275lbs

List Price/Grade	Yards	COM/1	2	3	4	5	6	7	8	9	10	L1	L2
Single Upholstery	1.50	\$ 1173	1247	1308	1368	1460	1553	1686	1823	1985	2169	1638	1836
Contrasting Upholstery													
Primary	1.00	\$ 1184	1233	1274	1314	1375	1437	1526	1617	1725	1848	1494	1626
Accent	0.75	\$ 0	37	68	98	143	190	257	325	406	498	233	332

HIGH OCCUPANCY, CURVED ARM GUEST	396B	33¾	24	31¾	30¾	18¾	17¼	25½	28	25.7
----------------------------------	------	-----	----	-----	-----	-----	-----	-----	----	------



Must Specify (in this order):

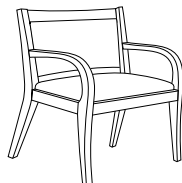
- Model #
- Finish
- Primary Upholstery
- Accent Upholstery
- Glide

Description

- Available with Contrasting Upholsteries
- Wall Saver Design
- Supports Users Up To 400lbs

List Price/Grade	Yards	COM/1	2	3	4	5	6	7	8	9	10	L1	L2
Single Upholstery	2.00	\$ 1471	1569	1651	1731	1853	1977	2155	2337	2553	2799	2091	2355
Contrasting Upholstery													
Primary	1.25	\$ 1493	1554	1606	1656	1732	1809	1921	2034	2169	1493	1881	2046
Accent	1.25	\$ 0	61	113	163	239	316	428	541	676	830	388	553

HIGH OCCUPANCY, CURVED ARM, CLEAN OUT BACK GUEST	396BC	33¾	24	31¾	30¾	18¾	17¼	25½	28	25.7
--	-------	-----	----	-----	-----	-----	-----	-----	----	------



Must Specify (in this order):

- Model #
- Finish
- Primary Upholstery
- Accent Upholstery
- Glide

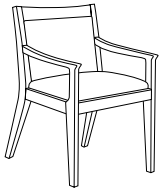
Description

- Available with Contrasting Upholsteries
- Wall Saver Design
- Supports Users Up To 400lbs

List Price/Grade	Yards	COM/1	2	3	4	5	6	7	8	9	10	L1	L2
Single Upholstery	2.00	\$ 1471	1569	1651	1731	1853	1977	2155	2337	2553	2799	2091	2355
Contrasting Upholstery													
Primary	1.25	\$ 1493	1554	1606	1656	1732	1809	1921	2034	2169	1493	1881	2046
Accent	1.25	\$ 0	61	113	163	239	316	428	541	676	830	388	553

For ordering options, [see overview at the beginning of this section.](#)

Item	Model No.	Chair Width	Chair Depth	Chair Height	Seat Width	Seat Depth	Seat Height	Arm Height	Ship Wt	Cubic Ft
SWOOP ARM GUEST	398	23¾	24	31¾	20¾	18¾	17¼	23	25	16.9



Must Specify (in this order):

- Model #
- Finish
- Primary Upholstery
- Accent Upholstery
- Glide

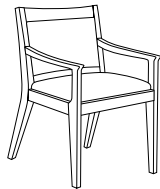
Description

- Available with Contrasting Upholsteries
- Wall Saver Design
- Supports Users Up To 275lbs

List Price/Grade	Yards	COM/1	2	3	4	5	6	7	8	9	10	L1	L2
Single Upholstery	1.50	\$ 1173	1247	1308	1368	1460	1553	1686	1823	1985	2169	1638	1836
Contrasting Upholstery													
Primary	1.00	\$ 1184	1233	1274	1314	1375	1437	1526	1617	1725	1848	1494	1626
Accent	0.75	\$ 0	37	68	98	143	190	257	325	406	498	233	332

SWOOP ARM, CLEAN OUT BACK GUEST

398C	23¾	24	31¾	20¾	18¾	17¼	23	25	16.9
------	-----	----	-----	-----	-----	-----	----	----	------



Must Specify (in this order):

- Model #
- Finish
- Primary Upholstery
- Accent Upholstery
- Glide


Description

- Available with Contrasting Upholsteries
- Wall Saver Design
- Supports Users Up To 275lbs

List Price/Grade	Yards	COM/1	2	3	4	5	6	7	8	9	10	L1	L2
Single Upholstery	1.50	\$ 1173	1247	1308	1368	1460	1553	1686	1823	1985	2169	1638	1836
Contrasting Upholstery													
Primary	1.00	\$ 1184	1233	1274	1314	1375	1437	1526	1617	1725	1848	1494	1626
Accent	0.75	\$ 0	37	68	98	143	190	257	325	406	498	233	332

HIGH OCCUPANCY, SWOOP ARM GUEST

398B	33¾	24	31¾	30¾	18¾	17¼	28	28	25.7
------	-----	----	-----	-----	-----	-----	----	----	------



Must Specify (in this order):

- Model #
- Finish
- Primary Upholstery
- Accent Upholstery
- Glide


Description

- Available with Contrasting Upholsteries
- Wall Saver Design
- Supports Users Up To 400lbs

List Price/Grade	Yards	COM/1	2	3	4	5	6	7	8	9	10	L1	L2
Single Upholstery	2.00	\$ 1471	1569	1651	1731	1853	1977	2155	2337	2553	2799	2091	2355
Contrasting Upholstery													
Primary	1.25	\$ 1493	1554	1606	1656	1732	1809	1921	2034	2169	1493	1881	2046
Accent	1.25	\$ 0	61	113	163	239	316	428	541	676	830	388	553

HIGH OCCUPANCY, SWOOP ARM, CLEAN OUT BACK GUEST

398BC	33¾	24	31¾	30¾	18¾	17¼	28	28	25.7
-------	-----	----	-----	-----	-----	-----	----	----	------



Must Specify (in this order):

- Model #
- Finish
- Primary Upholstery
- Accent Upholstery
- Glide

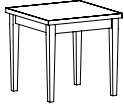
Description

- Available with Contrasting Upholsteries
- Wall Saver Design
- Supports Users Up To 400lbs

List Price/Grade	Yards	COM/1	2	3	4	5	6	7	8	9	10	L1	L2
Single Upholstery	2.00	\$ 1471	1569	1651	1731	1853	1977	2155	2337	2553	2799	2091	2355
Contrasting Upholstery													
Primary	1.25	\$ 1493	1554	1606	1656	1732	1809	1921	2034	2169	1493	1881	2046
Accent	1.25	\$ 0	61	113	163	239	316	428	541	676	830	388	553

For ordering options, [see overview at the beginning of this section.](#)

Item	Model No.	Width	Depth	Height	Ship Wt	Cubic Ft	List Price
LAMP TABLE	395-2222LT	22	22	16	18	11.6	T\$ 1144 W/P\$ 1258



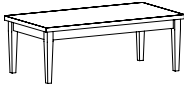
Description

- Standard with: Top Features Square Edge Profile, Wood Legs, and Adjustable Glides
- Choose Veneer (W), TFL (T), or HPL (P) Top
- Ships Fully Assembled

Must Specify (in this order):

Model #
Surface Material
Finish/Color

MAGAZINE TABLE	395-4222MT	42	22	16	33	14.4	T\$ 1337 W/P\$ 1456
----------------	------------	----	----	----	----	------	------------------------



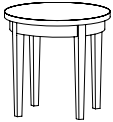
Description

- Standard with: Top Features Square Edge Profile, Wood Legs, and Adjustable Glides
- Choose Veneer (W), TFL (T), or HPL (P) Top
- Ships Fully Assembled

Must Specify (in this order):

Model #
Surface Material
Finish/Color

ROUND END TABLE	395-2222RET	22	22	22	18	11.6	T\$ 1198 W/P\$ 1340
-----------------	-------------	----	----	----	----	------	------------------------



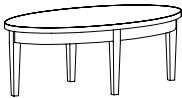
Description

- Standard with: Top Features Square Edge Profile, Wood Legs, and Adjustable Glides
- Choose Veneer (W), TFL (T), or HPL (P) Top
- Ships Fully Assembled

Must Specify (in this order):

Model #
Surface Material
Finish/Color

ELLIPTICAL TABLE	395-4222EMT	42	42	16	33	14.4	T\$ 1100 W/P\$ 1454
------------------	-------------	----	----	----	----	------	------------------------



Description

- Standard with: Top Features Square Edge Profile, Wood Legs, and Adjustable Glides
- Choose Veneer (W), TFL (T), or HPL (P) Top
- Ships Fully Assembled

Must Specify (in this order):

Model #
Surface Material
Finish/Color

For ordering options, [see overview at the beginning of this section.](#)

Gleem+ is a collection inspired by the staying power and classic design of the Gleem series. With high traffic areas, healthcare and education in mind, the freestanding, tandem seating and table solutions are available with or without a clean out back, optional arm cap, and single or contrasting upholstery. Gleem+ models support users 400-600lbs and feature models specifically for patient care with increased seat heights and support. The entire collection features a wall saver design, preventing the chair backs from marring walls.

CONSTRUCTION

- Exposed chair components are manufactured using European Beech and are free of discoloration, pits, shakes, and wormholes
- All chair joints are mortise and tenon construction with screws and glue for maximum strength and durability
- High Grade Polyurethane Foam, 1½" thick in the seat and 1" thick in the back; high quality resilient sheet webbing ensures a comfortable seating application
- Optional black polyurethane arm cap, increases arm height ½"
- Veneer and HPL tops have a 3-ply balanced construction, 1½" thick, and TFL Tops HPL tops have a 3-ply balanced construction are 1" thick
- Veneer table tops feature UVAdvantage, an ultra-violet finish, on all exposed surfaces by utilizing roll-coat UV technology
- Apron rails and legs feature a catalyzed varnish finish which offers durability, lasting beauty, and resistance to normal wear
- Apron rails are 3-ply Maple Veneer construction and steam bent to create a clean aesthetic
- Table legs are solid maple
- 397HP and 399HH ship with non-marring nylon glides. All other units ship with non-marring adjustable glides.

SEATING FINISH OPTIONS

Indiana Furniture uses a multi-step, hand finishing process on all exposed wood frames. Chairs feature a catalyzed varnish finish which offers durability, lasting beauty, and resistance to normal wear.

- | | |
|-------------------------|------------------------|
| AW Artisan Walnut | LW Legacy Walnut |
| AS Asian Night | MW Mahogany Walnut |
| BW Beigewood* | MO Medium Oak* |
| BL Black | ORW Oak Riftwood* |
| CO Columbian Walnut | PNW Pinnacle Walnut |
| DC Dark Cherry | SCH Select Cherry |
| DFW Dark Forest Walnut* | SKC Shaker Cherry |
| WH Designer White | SBP Smoky Brown Pear* |
| EF Espresso | TK Studio Teak |
| FO Fawn Oak* | SM Sugar Maple |
| GC Golden Cherry | SW Sunglow Walnut |
| HVM Harvest Maple* | WTA Weathered Ash* |
| HW Harvest Walnut | WC Williamsburg Cherry |

* Finish is Low Sheen

HOW TO ORDER EXAMPLE

SEATING

Model No.	Description	Example
395HC	Finish	HVM
	Primary Upholstery	Momentum Beeline EPU Autumn
	Accent Upholstery	Momentum Beeline EPU Canvas
	Arm Cap	BLPU

TABLES

Model No.	Description	Example
395GT	Surface Material	T
	Finish/Color	HVM

VEENEER (W) FINISH OPTIONS

Veneer table tops feature UVAdvantage, an ultra-violet finish, on all exposed surfaces by utilizing roll-coat UV technology. Apron rails and legs feature a catalyzed varnish finish which offers durability, lasting beauty, and resistance to normal wear.

Must specify Top Material and Finish Color.

- | | |
|------------------------|------------------------|
| AW Artisan Walnut | MW Mahogany Walnut |
| AS Asian Night | MO Medium Oak* |
| CO Columbian Walnut | ORW Oak Riftwood* |
| DC Dark Cherry | MW Mahogany Walnut |
| DFW Dark Forest Walnut | MO Medium Oak* |
| EF Espresso | ORW Oak Riftwood* |
| FO Fawn Oak* | SM Sugar Maple |
| GC Golden Cherry | SW Sunglow Walnut |
| HVM Harvest Maple | WTA Weathered Ash* |
| HW Harvest Walnut | WC Williamsburg Cherry |
| LW Legacy Walnut | |

* Finish is Low Sheen

See next page for HPL and TFL color options.

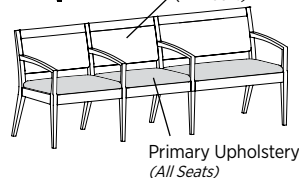
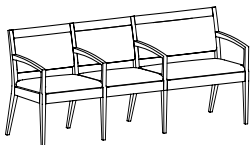
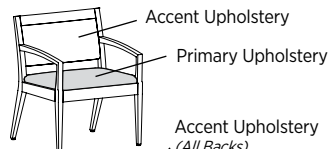
UPHOLSTERY OPTIONS

Available in single or contrasting upholsteries in a wide variety of graded-in or contract options, including fabric, vinyl, and leather.

Single Upholstery



Contrasting Upholstery



TFL (T) OR HPL (P) COLOR OPTIONS

Tables available with TFL (T) or HPL (P) Top. Must specify Top Material and Color. Table legs use a multi-step, hand finished process with a catalyzed finish.

WOODGRAIN

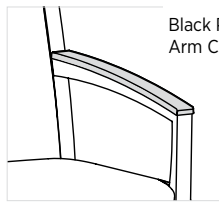

AS	Asian Night	PNW	Pinnacle Walnut
BW	Beigewood	SCH	Select Cherry
CO	Columbian Walnut	SKC	Shaker Cherry
EF	Espresso	SBP	Smoky Brown Pear
GC	Golden Cherry	TK	Studio Teak
HVM	Harvest Maple	SM	Sugar Maple
MW	Mahogany Walnut	WTA	Weathered Ash
ORW	Oak Riftwood	WC	Williamsburg Cherry

SOLID (For Ganging Tables Only)

BL	Black	WH	Designer White
----	-------	----	----------------


ARM CAP OPTIONS

STD	No Arm Cap		Std
BLKCAP	Four (4) Black Polyurethane Arm Caps	\$	312
	Three (3) Black Polyurethane Arm Caps	\$	234
	Two (2) Black Polyurethane Arm Caps	\$	156



Black Polyurethane
Arm Cap is ½" Thick

TABLE EDGE PROFILE




Vertical Square
H

CERTIFICATIONS & COMPLIANCE

- CAL 117-2013 Compliance
- Intertek Sustainability Certified
- BIFMA level® Certified
- BIFMA Complaint® Certified
- TSCA Title VI (CARB) Compliance
- US Green Building's LEED® Contribution




Single Seat Chair
395H
(Shown with Arm Caps)
[\(See Details\)](#)



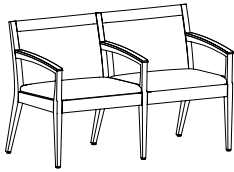
Bariatric Chair
395HB
[\(See Details\)](#)



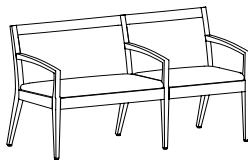
Single Seat Chair
with Clean Out
395HC
[\(See Details\)](#)



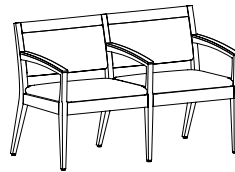
Bariatric Chair
with Clean Out
395HBC
(Shown with Arm Caps)
[\(See Details\)](#)



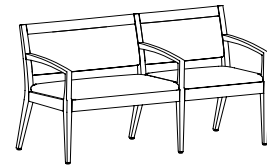
Single/Single Tandem
395H2
(Shown with Arm Caps)
[\(See Details\)](#)



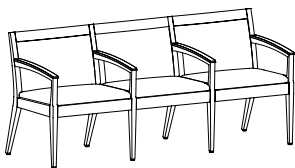
Single/Bariatric Tandem
395H2L
Single Seat on Left
395H2R
Single Seat on Right
(Shown)
[\(See Details\)](#)



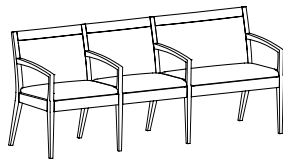
Single/Single Tandem
with Clean Out 395H2C
(Shown with Arm Caps)
[\(See Details\)](#)



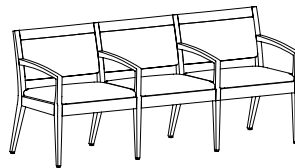
Single/Bariatric Tandem
with Clean Out
395H2CL
Single Seat on Left
395H2CR
Single Seat on Right *(Shown)*
[\(See Details\)](#)



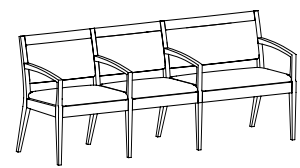
Single/Single/Single Tandem
395H3
(Shown with Arm Caps)
[\(See Details\)](#)




Single/Single/Bariatric Tandem
395H3L
Single Seats on Left *(Shown)*
395H3R
Single Seats on Right
[\(See Details\)](#)



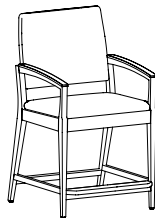
Single/Single/Single
Tandem with Clean Out
395H3C
[\(See Details\)](#)



Single/Single/Bariatric
Tandem with Clean Out
395H3CL
Single Seats on Left *(Shown)*
395H3CR
Single Seats on Right
[\(See Details\)](#)



Patient Chair with
Clean Out
397HP
[\(See Details\)](#)



Hip/Easy Access
Chair with Clean Out
399HH
(Shown with Arm Caps)
[\(See Details\)](#)



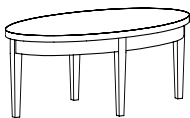
Ganging Bracket
395-000GB
[\(See Details\)](#)



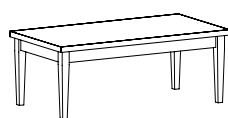
Ganging Inline Table
395GT
[\(See Details\)](#)



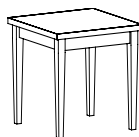
Ganging Corner
Table
395CGT
[\(See Details\)](#)



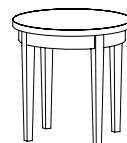
Elliptical Table
395-4222EMT
[\(See Details\)](#)



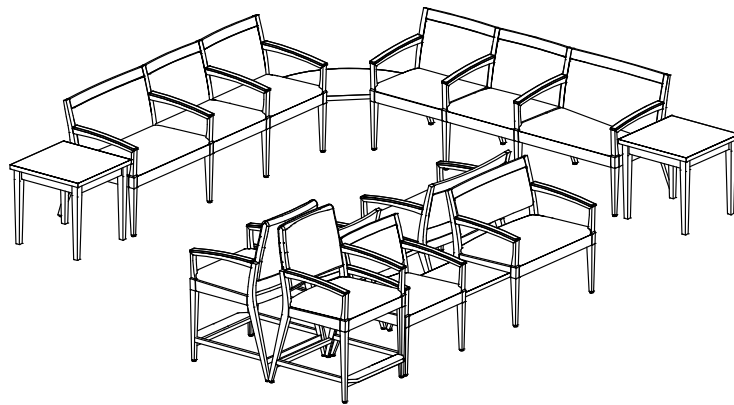
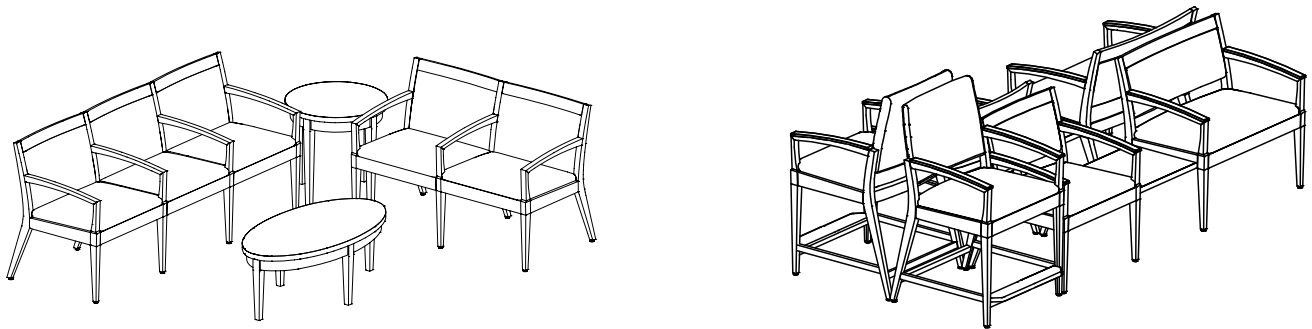
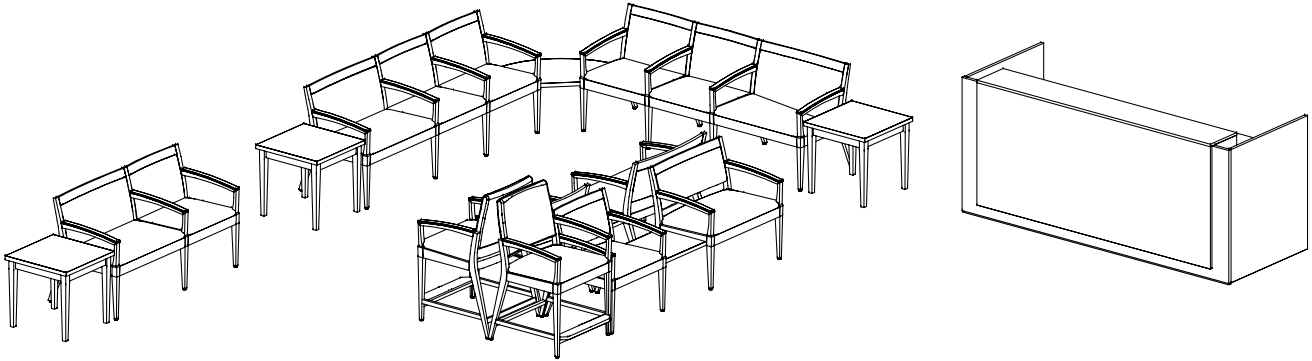
Magazine Table
395-4222MT
[\(See Details\)](#)

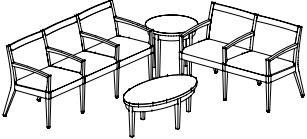


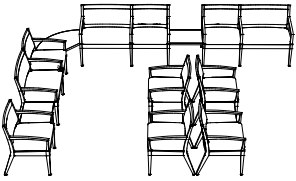
Lamp Table
395-2222LT
[\(See Details\)](#)



Round End Table
395-2222RET
[\(See Details\)](#)



Item	Model No.	Width	Depth	Height	Ship Wt	Cubic Ft	List Price	
L GROUP	395-1						W/P\$ 8456 T\$ 8144	
		CONSISTS OF:						QTY
	395H3	1	Single/Single/Single Tandem, Gr 1				\$ 3376	
	395-2222RET	1	Round End Table, TFL				W/P\$ 1340 T\$ 1198	
	395H2	1	Single/Single Tandem, Gr 1				\$ 2286	
	395-4222EMT	1	Elliptical Table				W/P\$ 1454 T\$ 1284	
Grade 1 Pricing								

WAITING AREA	395-2						W/P\$ 13407 T\$ 13168	
		CONSISTS OF:						QTY
	395H	5	Single Seat Chair, Gr 1				\$ 5790	
	395GT	4	Ganging Inline Table				W/P\$ 467 T\$ 366	
	395CGT	1	Ganging Corner Table				W/P\$ 583 T\$ 445	
	395H2L	1	Single/Bariatric Tandem, Gr 1, Left				\$ 2189	
	395H2R	2	Single/Bariatric Tandem, Gr 1, Right				\$ 4378	
Products are available as left or right and with other features, where applicable Grade 1 Pricing								

WAITING AREA WITH HIP/EASY ACCESS CHAIRS	395-3						W/P\$ 15735 T\$ 15399	
		CONSISTS OF:						QTY
	395H3R	1	Single/Single/Bariatric Tandem, Right, Gr 1				\$ 3102	
	395CGT	1	Ganging Corner Table				W/P\$ 583 T\$ 445	
	395H3L	1	Single/Single/Bariatric Tandem, Left, Gr 1				\$ 3102	
	395-2222LT	2	Lamp Table				W/P\$ 1077 T\$ 980	
	399H	2	Hip/Easy Access Chair with Clean Out, Gr 1				\$ 2316	
	395HC	2	Single Seat Chair with Clean Out, Gr 1				\$ 2292	
	395GT	2	Ganging Inline Table				W/P\$ 467 T\$ 366	
	395HBC	2	Bariatric Chair with Clean Out, Gr 1				\$ 2796	
Products are available as left or right and with other features, where applicable Grade 1 Pricing								

T = TFL P = HPL W = Veneer

For ordering options, see overview at the beginning of this section.

Item	Model No.	Chair Width	Chair Depth	Chair Height	Seat Width	Seat Depth	Seat Height	Arm Height	Ship Wt	Cubic Ft
SINGLE SEAT CHAIR	395H	24¾	25¼	32	22	18	18½	23½-25⅝	28	16.9



Shown with Arm Caps

Must Specify (in this order):

- Model #
- Finish
- Primary Upholstery
- Accent Upholstery
- Arm Cap


Description

- Standard with: Adjustable Glides
- Available with Contrasting Upholsteries
- Wall Saver Design
- Supports User up to 400lbs
- Ships Fully Assembled
- Attach Two or More Units with Ganging Brackets, Ganging Tables Also Available ([See Tables and Bracket](#))
- Optional Arm Caps; Arm Height will Increase ½" ([See Details](#))

List Price/Grade	Yards	COM/1	2	3	4	5	6	7	8	9	10	L1	L2
Single Upholstery	1.75	\$ 1352	1438	1510	1580	1686	1795	1951	2110	2299	2514	1895	2126
Contrasting Upholstery													
Primary	1.00	\$ 1363	1412	1453	1493	1554	1616	1705	1796	1904	2027	1673	1805
Accent	1.00	\$ 0	49	90	130	191	253	342	433	541	664	310	442

SINGLE/SINGLE TANDEM

395H2	48¾	25¼	32	22	18	18½	23½-25⅝	56	28.9
-------	-----	-----	----	----	----	-----	---------	----	------



Shown with Arm Caps

Must Specify (in this order):

- Model #
- Finish
- Primary Upholstery
- Accent Upholstery
- Arm Cap

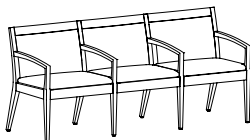
Description

- Standard with: Two (2) Single Seats and Adjustable Glides
- Available with Contrasting Upholsteries
- Wall Saver Design
- Each Seat Supports User up to 400lbs
- Ships Fully Assembled
- Attach Two or More Units with Ganging Brackets, Ganging Tables Also Available ([See Tables and Bracket](#))
- Optional Arm Caps; Arm Height will Increase ½" ([See Details](#))

List Price/Grade	Yards	COM/1	2	3	4	5	6	7	8	9	10	L1	L2
Single Upholstery	2.75	2286	2421	2534	2644	2811	2982	3227	3477	3774	4112	3139	3502
Contrasting Upholstery													
Primary	1.75	2319	2405	2477	2547	2653	2762	2918	3077	3266	3481	2862	3093
Accent	1.75	0	86	158	228	334	443	599	758	947	1162	543	774

SINGLE/SINGLE/SINGLE TANDEM

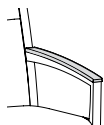
395H3	71½	25¼	32	22	18	18½	23½-25⅝	84	46.3
-------	-----	-----	----	----	----	-----	---------	----	------



Description

- Standard with: Three (3) Single Seats and Adjustable Glides
- Available with Contrasting Upholsteries
- Wall Saver Design
- Each Seat Supports User up to 400lbs
- Ships Fully Assembled
- Attach Two or More Units with Ganging Brackets, Ganging Tables Also Available ([See Tables and Bracket](#))
- Optional Arm Caps; Arm Height will Increase ½" ([See Details](#))


List Price/Grade	Yards	COM/1	2	3	4	5	6	7	8	9	10	L1	L2
Single Upholstery	4.00	3376	3572	3736	3896	4140	4388	4744	5108	5540	6032	4616	5144
Contrasting Upholstery													
Primary	2.50	3409	3532	3634	3734	3887	4042	4264	4492	4762	5069	4184	4514
Accent	2.25	0	110	203	293	430	569	770	974	1217	1494	698	995



BLPU Optional Black Polyurethane Arm Cap

For ordering options, see overview at the beginning of this section.

Item	Model No.	Chair Width	Chair Depth	Chair Height	Seat Width	Seat Depth	Seat Height	Arm Height	Ship Wt	Cubic Ft
BARIATRIC CHAIR	395HB	32¾	25¼	32	30	18	18½	23½-25½	34	25.7



Must Specify (in this order):

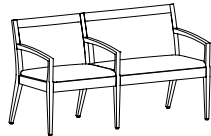
- Model #
- Finish
- Primary Upholstery
- Accent Upholstery
- Arm Cap

Description

- Standard with: Adjustable Glides
- Available with Contrasting Upholsteries
- Wall Saver Design
- Supports User up to 600lbs
- Ships Fully Assembled
- Attach Two or More Units with Ganging Brackets, Ganging Tables Also Available ([See Tables and Bracket](#))
- Optional Arm Caps; Arm Height will Increase ½" ([See Details](#))

List Price/Grade	Yards	COM/1	2	3	4	5	6	7	8	9	10	L1	L2
Single Upholstery	2.25	\$ 1654	1764	1857	1947	2084	2223	2424	2628	2871	3148	2352	2649
Contrasting Upholstery													
Primary	1.25	\$ 1665	1726	1778	1828	1904	1981	2093	2206	2341	2495	2053	2218
Accent	1.25	\$ 0	61	113	163	239	316	428	541	676	830	388	553

SINGLE/BARIATRIC TANDEM



Shown as Left

Must Specify (in this order):

- Model #
- Finish
- Primary Upholstery
- Accent Upholstery
- Arm Cap

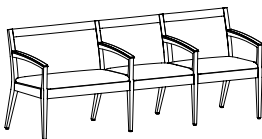
Left	Right	Chair Width	Chair Depth	Chair Height	Seat Width	Seat Depth	Seat Height	Arm Height	Ship Wt	Cubic Ft
395H2L	395H2R	56¼	25¼	32	22/30	18	18½	23½-25½	62	28.9

Description

- Standard with: One (1) Single Seat, One (1) Bariatric Seat and Adjustable Glides
- Single Seat Location Determines Left or Right While Facing the Unit
- Available with Contrasting Upholsteries
- Wall Saver Design
- Single Seat Supports User up to 400lbs, Bariatric Seat Supports User up to 600lbs
- Ships Fully Assembled
- Attach Two or More Units with Ganging Brackets, Ganging Tables Also Available ([See Tables and Bracket](#))
- Optional Arm Caps; Arm Height will Increase ½" ([See Details](#))

List Price/Grade	Yards	COM/1	2	3	4	5	6	7	8	9	10	L1	L2
Single Upholstery	3.75	2556	2740	2894	3044	3272	3505	3839	4180	4585	5046	3719	4214
Contrasting Upholstery													
Primary	2.25	2567	2677	2770	2860	2997	3136	3337	3541	3784	4061	3265	3562
Accent	1.75	0	86	158	228	334	443	599	758	947	1162	543	774

SINGLE/SINGLE/BARIATRIC TANDEM



Shown as Right with Arm Caps

Must Specify (in this order):

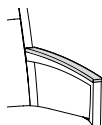
- Model #
- Finish
- Primary Upholstery
- Accent Upholstery
- Arm Cap

Left	Right	Chair Width	Chair Depth	Chair Height	Seat Width	Seat Depth	Seat Height	Arm Height	Ship Wt	Cubic Ft
395H3L	395H3R	79½	25¼	32	22/22/30	18	18½	23½-25½	90	46.3

Description

- Standard with: Two (2) Single Seats, One (1) Bariatric Seat and Adjustable Glides
- Single Seat Location Determines Left or Right While Facing the Unit
- Available with Contrasting Upholsteries
- Wall Saver Design
- Single Seat Supports User up to 400lbs, Bariatric Seat Supports User up to 600lbs
- Ships Fully Assembled
- Attach Two or More Units with Ganging Brackets, Ganging Tables Also Available ([See Tables and Bracket](#))
- Optional Arm Caps; Arm Height will Increase ½" ([See Details](#))

List Price/Grade	Yards	COM/1	2	3	4	5	6	7	8	9	10	L1	L2
Single Upholstery	4.50	3624	3845	4029	4209	4484	4763	5163	5573	6059	6612	5019	5613
Contrasting Upholstery													
Primary	2.25	3646	3769	3871	3971	4124	4279	4501	4729	4999	5306	4421	4751
Accent	1.75	0	123	225	325	478	633	855	1083	1353	1660	775	1105



BLPU Optional Black Polyurethane Arm Cap

For ordering options, see overview at the beginning of this section.

Item	Model No.	Chair Width	Chair Depth	Chair Height	Seat Width	Seat Depth	Seat Height	Arm Height	Ship Wt	Cubic Ft
SINGLE SEAT CHAIR WITH CLEAN OUT	395HC	24¾	25¼	32	22	18	18½	23½-25⅝	28	16.9



Shown with Arm Caps

Must Specify (in this order):

- Model #
- Finish
- Primary Upholstery
- Accent Upholstery
- Arm Cap

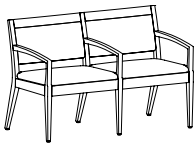
Description

- Standard with: Adjustable Glides
- Available with Contrasting Upholsteries
- Wall Saver Design
- Supports User up to 400lbs
- Ships Fully Assembled
- Attach Two or More Units with Ganging Brackets, Ganging Tables Also Available ([See Tables and Bracket](#))
- Optional Arm Caps; Arm Height will Increase ½" ([See Details](#))

List Price/Grade	Yards	COM/1	2	3	4	5	6	7	8	9	10	L1	L2
Single Upholstery	1.75	\$ 1338	1424	1496	1566	1672	1781	1937	2096	2285	2500	1881	2112
Contrasting Upholstery													
Primary	1.00	\$ 1349	1398	1439	1479	1540	1602	1691	1782	1890	2013	1659	1791
Accent	1.00	\$ 0	49	90	130	191	253	342	433	541	664	310	442

SINGLE/SINGLE TANDEM WITH CLEAN OUT

395H2C	48¾	25¼	32	22	18	18½	23½-25⅝	56	28.9
--------	-----	-----	----	----	----	-----	---------	----	------



Must Specify (in this order):

- Model #
- Finish
- Primary Upholstery
- Accent Upholstery
- Arm Cap

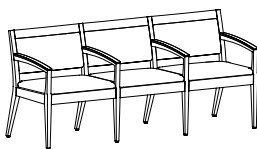
Description

- Standard with: Two (2) Single Seats and Adjustable Glides
- Available with Contrasting Upholsteries
- Wall Saver Design
- Each Seat Supports User up to 400lbs
- Ships Fully Assembled
- Attach Two or More Units with Ganging Brackets, Ganging Tables Also Available ([See Tables and Bracket](#))
- Optional Arm Caps; Arm Height will Increase ½" ([See Details](#))

List Price/Grade	Yards	COM/1	2	3	4	5	6	7	8	9	10	L1	L2
Single Upholstery	2.50	2247	2370	2472	2572	2725	2880	3102	3330	3600	3907	3022	3352
Contrasting Upholstery													
Primary	1.75	2291	2377	2449	2519	2625	2734	2890	3049	3238	3453	2834	3065
Accent	1.75	0	86	158	228	334	443	599	758	947	1162	543	774

SINGLE/SINGLE/SINGLE TANDEM WITH CLEAN OUT

395H3C	71½	25¼	32	22	18	18½	23½-25⅝	84	46.3
--------	-----	-----	----	----	----	-----	---------	----	------



Shown with Arm Caps

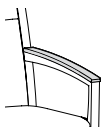
Must Specify (in this order):

- Model #
- Finish
- Primary Upholstery
- Accent Upholstery
- Arm Cap

Description

- Standard with: Three (3) Single Seats and Adjustable Glides
- Available with Contrasting Upholsteries
- Wall Saver Design
- Each Seat Supports User up to 400lbs
- Ships Fully Assembled
- Attach Two or More Units with Ganging Brackets, Ganging Tables Also Available ([See Tables and Bracket](#))
- Optional Arm Caps; Arm Height will Increase ½" ([See Details](#))


List Price/Grade	Yards	COM/1	2	3	4	5	6	7	8	9	10	L1	L2
Single Upholstery	3.75	3324	3508	3662	3812	4040	4273	4607	4948	5353	5814	4487	4982
Contrasting Upholstery													
Primary	2.50	3346	3469	3571	3671	3824	3979	4201	4429	4699	5006	4121	4451
Accent	1.75	0	86	158	228	334	443	599	758	947	1162	543	774



BLPU Optional Black Polyurethane Arm Cap

For ordering options, see overview at the beginning of this section.

Item	Model No.	Chair Width	Chair Depth	Chair Height	Seat Width	Seat Depth	Seat Height	Arm Height	Ship Wt	Cubic Ft
BARIATRIC CHAIR WITH CLEAN OUT	395HBC	32¾	25¼	32	30	18	18½	23½-25⅝	34	25.7



Shown with Arm Caps

Must Specify (in this order):

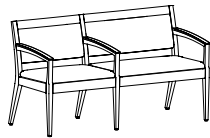
- Model #
- Finish
- Primary Upholstery
- Accent Upholstery
- Arm Cap

Description

- Standard with: Adjustable Glides
- Available with Contrasting Upholsteries
- Wall Saver Design
- Supports User up to 600lbs
- Ships Fully Assembled
- Attach Two or More Units with Ganging Brackets, Ganging Tables Also Available ([See Tables and Bracket](#))
- Optional Arm Caps; Arm Height will Increase ½" ([See Details](#))

List Price/Grade	Yards	COM/1	2	3	4	5	6	7	8	9	10	L1	L2
Single Upholstery	2.25	\$ 1633	1743	1836	1926	2063	2202	2403	2607	2850	3127	2331	2628
Contrasting Upholstery													
Primary	1.25	\$ 1633	1694	1746	1796	1872	1949	2061	2174	2309	2463	2021	2186
Accent	1.00	\$ 0	49	90	130	191	253	342	433	541	664	310	442

SINGLE/BARIATRIC TANDEM WITH CLEAN OUT



Shown as Left with Arm Caps

Must Specify (in this order):

- Model #
- Finish
- Primary Upholstery
- Accent Upholstery
- Arm Cap

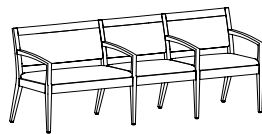
Left	Right	Chair Width	Chair Depth	Chair Height	Seat Width	Seat Depth	Seat Height	Arm Height	Ship Wt	Cubic Ft
395H2CL	395H2CR	56¼	25¼	32	22/30	18	18½	23½-25⅝	62	28.9

Description

- Standard with: One (1) Single Seat, One (1) Bariatric Seat and Adjustable Glides
- Single Seat Location Determines Left or Right While Facing the Unit
- Available with Contrasting Upholsteries
- Wall Saver Design
- Single Seat Supports User up to 400lbs, Bariatric Seat Supports User up to 600lbs
- Ships Fully Assembled
- Attach Two or More Units with Ganging Brackets, Ganging Tables Also Available ([See Tables and Bracket](#))
- Optional Arm Caps; Arm Height will Increase ½" ([See Details](#))

List Price/Grade	Yards	COM/1	2	3	4	5	6	7	8	9	10	L1	L2
Single Upholstery	3.00	2486	2633	2756	2876	3059	3245	3512	3785	4109	4478	3416	3812
Contrasting Upholstery													
Primary	2.25	2530	2640	2733	2823	2960	3099	3300	3504	3747	4024	3228	3525
Accent	1.75	0	86	158	228	334	443	599	758	947	1162	543	774

SINGLE/SINGLE/BARIATRIC TANDEM WITH CLEAN OUT



Shown as Right

Must Specify (in this order):

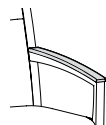
- Model #
- Finish
- Primary Upholstery
- Accent Upholstery
- Arm Cap

Left	Right	Chair Width	Chair Depth	Chair Height	Seat Width	Seat Depth	Seat Height	Arm Height	Ship Wt	Cubic Ft
395H3CL	395H3CR	79½	25¼	32	22/22/30	18	18½	23½-25⅝	90	46.3

Description

- Standard with: Two (2) Single Seats, One (1) Bariatric Seat and Adjustable Glides
- Single Seat Location Determines Left or Right While Facing the Unit
- Available with Contrasting Upholsteries
- Wall Saver Design
- Single Seat Supports User up to 400lbs, Bariatric Seat Supports User up to 600lbs
- Ships Fully Assembled
- Attach Two or More Units with Ganging Brackets, Ganging Tables Also Available ([See Tables and Bracket](#))
- Optional Arm Caps; Arm Height will Increase ½" ([See Details](#))

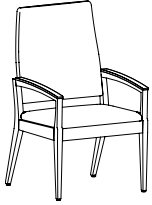
List Price/Grade	Yards	COM/1	2	3	4	5	6	7	8	9	10	L1	L2
Single Upholstery	4.25	3559	3767	3942	4112	4371	4634	5013	5399	5858	6381	4877	5438
Contrasting Upholstery													
Primary	2.50	3559	3682	3784	3884	4037	4192	4414	4642	4912	5219	4334	4664
Accent	1.75	0	86	158	228	334	443	599	758	947	1162	543	774



BLPU Optional Black Polyurethane Arm Cap

For ordering options, see overview at the beginning of this section.

Item	Model No.	Chair Width	Chair Depth	Chair Height	Seat Width	Seat Depth	Seat Height	Arm Height	Ship Wt	Cubic Ft
PATIENT CHAIR WITH CLEAN OUT	397HP	24¾	25¼	42½	22	18	19½	24½-25½	28	23.2



Shown with Arm Caps

Must Specify (in this order):

- Model #
- Finish
- Primary Upholstery
- Accent Upholstery
- Arm Cap

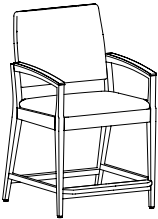
Description

- Standard with: Nylon Glides
- Available with Contrasting Upholsteries
- Wall Saver Design Supports User up to 400lbs
- Ships Fully Assembled
- Attach Two or More 397HP Units with Ganging Brackets and Ganging Tables; See Next Page
- Optional Arm Caps; Arm Height will Increase ½" ([See Details](#))

List Price/Grade	Yards	COM/1	2	3	4	5	6	7	8	9	10	L1	L2
Single Upholstery	2.50	\$ 1421	1544	1646	1746	1899	2054	2276	2504	2774	3081	2196	2526
Contrasting Upholstery													
Primary	1.00	\$ 1432	1481	1522	1562	1623	1685	1774	1865	1973	2096	1742	1874
Accent	1.75	\$ 0	86	158	228	334	443	599	758	947	1162	543	774

HIP/EASY ACCESS CHAIR WITH CLEAN OUT

399HH	24¾	25¼	41¾	22	18	24½	29¾-31¼	32	23.2
-------	-----	-----	-----	----	----	-----	---------	----	------

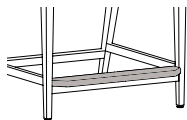


Shown with Arm Caps

Description

- Standard with: Nylon Glides
- Available with Contrasting Upholsteries
- Wall Saver Design Supports User up to 400lbs
- Foot Rails are 7/8" Thick and Platform 3¾"D x 7/8"H
- Ships Fully Assembled
- Attach Two or More 399HH Units with Ganging Brackets and Ganging Tables; See Next Page
- Optional Arm Caps; Arm Height will Increase ½" ([See Details](#))

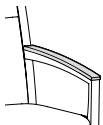
List Price/Grade	Yards	COM/1	2	3	4	5	6	7	8	9	10	L1	L2
Single Upholstery	2.00	\$ 1507	1605	1687	1767	1889	2013	2191	2373	2589	2835	2127	2391
Contrasting Upholstery													
Primary	1.00	\$ 1518	1567	1608	1648	1709	1771	1860	1951	2059	2182	1828	1960
Accent	1.25	\$ 0	61	113	163	239	316	428	541	676	830	388	553



Platform for Added User
Stability and Comfort
3¾"D x 7/8"H

Must Specify (in this order):

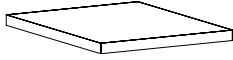
- Model #
- Finish
- Primary Upholstery
- Accent Upholstery
- Arm Cap



BLPU Optional Black Polyurethane Arm Cap

For ordering options, see overview at the beginning of this section.

Item	Model No.	Width	Depth	Height	Ship Wt	Cubic Ft	List Price
GANGING INLINE TABLE	395GT	21	16¾	1	10	2.7	T\$ 427 W/P\$ 545



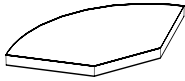
Description

- Standard with: Top Features Square Edge Profile and Ganging Brackets
- Choose Veneer (W), TFL (T), or HPL (P) Top
- Installed Inline with Bottom of Chair Rail and 14½" Up from the Floor
- Some Assembly Required

Must Specify (in this order):

Model #
Surface Material
Finish/Color

GANGING CORNER TABLE	395CGT	37 ¹¹ / ₁₆ -14	26¾	1	10	2.0	T\$ 519 W/P\$ 681
----------------------	--------	--------------------------------------	-----	---	----	-----	----------------------



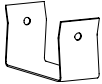
Description

- Standard with: Top Features Square Edge Profile and Ganging Brackets
- Choose Veneer (W), TFL (T), or HPL (P) Top
- Outside Arc Measures 37¹¹/₁₆"; Inside Flat Edge Measures 14"
- Installed Inline with Bottom of Chair Rail and 14½" Up from the Floor
- Some Assembly Required

Must Specify (in this order):

Model #
Surface Material
Finish/Color

GANGING BRACKET	395-000GB	3	1½	1½			\$ 55
-----------------	-----------	---	----	----	--	--	-------



Description

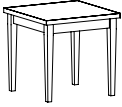
- Black Metal
- When Ganging Two or More Units Together, Seat Heights Must be Equal

Must Specify (in this order):

Model #
Quantity

For ordering options, see overview at the beginning of this section.

Item	Model No.	Width	Depth	Height	Ship Wt	Cubic Ft	List Price
LAMP TABLE	395-2222LT	22	22	16	18	11.6	T\$ 1144 W/P\$ 1258



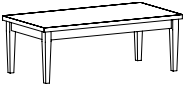
Must Specify (in this order):

Model #
Surface Material
Finish/Color

Description

- Standard with: Top Features Square Edge Profile, Wood Legs, and Adjustable Glides
- Choose Veneer (W), TFL (T), or HPL (P) Top
- Ships KD

MAGAZINE TABLE	395-4222MT	42	22	16	33	14.4	T\$ 1337 W/P\$ 1456
----------------	------------	----	----	----	----	------	------------------------



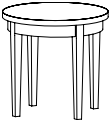
Must Specify (in this order):

Model #
Surface Material
Finish/Color

Description

- Standard with: Top Features Square Edge Profile, Wood Legs, and Adjustable Glides
- Choose Veneer (W), TFL (T), or HPL (P) Top
- Ships KD

ROUND END TABLE	395-2222RET	22	22	22	18	11.6	T\$ 1198 W/P\$ 1340
-----------------	-------------	----	----	----	----	------	------------------------



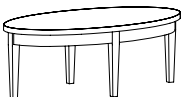
Must Specify (in this order):

Model #
Surface Material
Finish/Color

Description

- Standard with: Top Features Square Edge Profile, Wood Legs, and Adjustable Glides
- Choose Veneer (W), TFL (T), or HPL (P) Top
- Ships Fully Assembled

ELLIPTICAL TABLE	395-4222EMT	42	42	16	33	14.4	T\$ 1284 W/P\$ 1454
------------------	-------------	----	----	----	----	------	------------------------



Must Specify (in this order):

Model #
Surface Material
Finish/Color

Description

- Standard with: Top Features Square Edge Profile, Wood Legs, and Adjustable Glides
- Choose Veneer (W), TFL (T), or HPL (P) Top
- Ships Fully Assembled

For ordering options, see overview at the beginning of this section.

Carved arm accents and optional button tailoring make Halsted a handsome and versatile addition to office, lounge, or conference environments. Select caster models for easy mobility.

CONSTRUCTION

- Exposed wood components and chair frame are manufactured using European Beech and are free of spirits, discoloration, pits, shakes, and wormholes
- All chair joints are double-doweled or mortised and tenoned, screwed, and glued for maximum strength and durability
- All seats feature corner blocking
- Frames are individually hand assembled and sanded prior to being finished
- Non-marring nylon glides included in each leg at floor level
- High Grade Polyurethane Foam, 2" thick in the seat and 1½" thick in the back
- Textiles are sewn with double stitch seams
- High quality resilient sheet webbing ensures a comfortable seating application
- **Chairs rated for users up to 275lbs**
- Ships fully assembled

HOW TO ORDER EXAMPLE

Model No.	Description	Example
166TB	Finish	WC
	Upholstery	UF Brisa Original Truffle
	Casters	-
	Glides	STD

WOOD FINISHES

Indiana Furniture uses a multi-step, hand finishing process on all exposed wood frames.

Chairs feature a catalyzed varnish finish which offers durability, lasting beauty, and resistance to normal wear.

AW Artisan Walnut	LW Legacy Walnut
AS Asian Night	MW Mahogany Walnut
BW Beigewood*	MO Medium Oak*
BL Black	ORW Oak Riftwood*
CO Columbian Walnut	PNW Pinnacle Walnut
DC Dark Cherry	SCH Select Cherry
DFW Dark Forest Walnut*	SKC Shaker Cherry
WH Designer White	SBP Smoky Brown Pear*
EF Espresso	TK Studio Teak
FO Fawn Oak*	SM Sugar Maple
GC Golden Cherry	SW Sunglow Walnut
HVM Harvest Maple*	WTA Weathered Ash*
HW Harvest Walnut	WC Williamsburg Cherry

* Finish is Low Sheen

UPHOLSTERY OPTIONS

Available in single upholstery in a wide variety of graded-in or contract options, including fabric, vinyl, and leather.

CASTERS (IF APPLICABLE)

STD	Brass Hooded Wheel Caster	Std
SLVR	Silver Hooded Wheel Caster	\$ N/C

GLIDE OPTIONS (IF APPLICABLE)

STD	Nylon Glides	Std
FELT	Felt Glides	\$ N/C

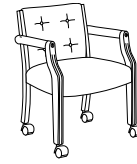
CERTIFICATIONS & COMPLIANCE

- CAL 117-2013 Compliance
- Intertek Sustainability Certified
- BIFMA level® Certified
- BIFMA Compliant® Certified
- TSCA Title VI (CARB) Compliance
- US Green Building's LEED® Contribution

STATEMENT OF LINE




Tufted Back Guest:
166TB
[\(See Details\)](#)



Tufted Back on Casters:
168TB
[\(See Details\)](#)



Guest:
166
[\(See Details\)](#)



Guest on Casters:
168
[\(See Details\)](#)

Item	Model No.	Chair Width	Chair Depth	Chair Height	Seat Width	Seat Depth	Seat Height	Arm Height	Ship Wt	Cubic Ft
GUEST WITH TUFTED BACK	166TB	23½	23	32	19	16½	17	26	32	16.9

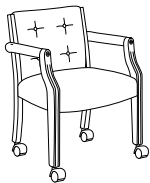


Must Specify (in this order):

- Model #
- Finish
- Upholstery
- Glide

List Price/Grade	Yards	COM/1	2	3	4	5	6	7	8	9	10	L1	L2
Single Upholstery	1.50	\$ 1688	1762	1823	1883	1975	2068	2201	2338	2500	2684	2153	2351

GUEST WITH TUFTED BACK ON CASTERS	168TB	23½	23	32	19	16½	17	26	32	16.9
-----------------------------------	-------	-----	----	----	----	-----	----	----	----	------



Must Specify (in this order):

- Model #
- Finish
- Upholstery
- Caster

Description													
<ul style="list-style-type: none"> • Standard with: Brass Hooded Dual Wheel Casters • Optional Silver Casters 													
List Price/Grade	Yards	COM/1	2	3	4	5	6	7	8	9	10	L1	L2
Single Upholstery	1.50	\$ 1740	1814	1875	1935	2027	2120	2253	2390	2552	2736	2205	2403

GUEST CHAIR	166	23½	23	32	19	16½	17	26	32	16.9
-------------	-----	-----	----	----	----	-----	----	----	----	------

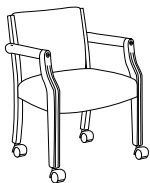


Must Specify (in this order):

- Model #
- Finish
- Upholstery
- Glide

List Price/Grade	Yards	COM/1	2	3	4	5	6	7	8	9	10	L1	L2
Single Upholstery	1.50	\$ 1638	1712	1773	1833	1925	2018	2151	2288	2450	2634	2103	2301

GUEST CHAIR WITH CASTERS	168	23½	23	32	19	16½	17	26	32	16.9
--------------------------	-----	-----	----	----	----	-----	----	----	----	------



Must Specify (in this order):

- Model #
- Finish
- Upholstery
- Caster

Description													
<ul style="list-style-type: none"> • Standard with: Brass Hooded Dual Wheel Casters • Optional Silver Casters 													
List Price/Grade	Yards	COM/1	2	3	4	5	6	7	8	9	10	L1	L2
Single Upholstery	1.50	\$ 1687	1761	1822	1882	1974	2067	2200	2337	2499	2683	2152	2350

For ordering options, [see overview at the beginning of this section.](#)

Inspiration is designed to bring function and style to open workspaces. Tandem sections in one, two, or three seats combine with corner and straight tables to work in all spaces. Freestanding guest, high occupancy, lamp and magazine tables, and a bench complete the line. Available in full and half upholstered backs (with a curved appeal!). High Occupancy models tested for users up to 400lbs.

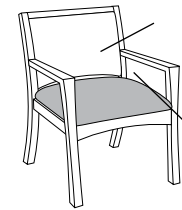

CONSTRUCTION

- Exposed wood components are manufactured using European Beech and are free of spirits, discoloration, pits, shakes, and wormholes
- All chair joints are double-doweled or mortised and tenoned, screwed, and glued for maximum strength and durability
- Frames are individually hand assembled and sanded prior to being finished
- Non-marring nylon glides included in each leg at floor level
- High Grade Polyurethane Foam, 1½" thick in the seat and back
- High quality resilient sheet webbing ensures a comfortable seating application
- Seating ships fully assembled; some assembly required with tables
- **Standard units rated to support users up to 275lbs and High Occupancy units rated to support users up to 450lbs**

* Finish is Low Sheen

UPHOLSTERY OPTIONS

Available in single or contrasting upholsteries in a wide variety of grades. Upholstery options, including leather. **Single Upholstery** **Contrasting Upholstery**



Primary Upholstery

HOW TO ORDER EXAMPLE

SEATING

Model No.	Description	Example
483	Finish	TT
	Primary Upholstery	Momentum Bravo II Driftwood
	Accent Upholstery	Momentum Bravo II Outback
	Glides	STD

TABLES

Model No.	Description	Example
48-1620GT	Finish	TT

WOOD FINISHES

Indiana Furniture uses a multi-step, hand finishing process on all exposed wood frames.

Chairs feature a catalyzed varnish finish which offers durability, lasting beauty, and resistance to normal wear.

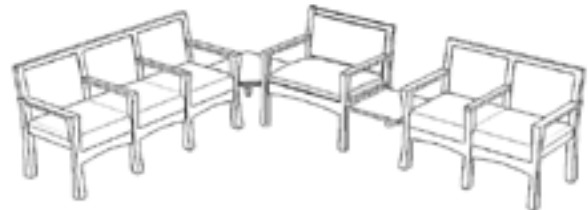
- | | |
|-------------------------|------------------------|
| AW Artisan Walnut | LW Legacy Walnut |
| AS Asian Night | MW Mahogany Walnut |
| BW Beigewood* | MO Medium Oak* |
| BL Black | ORW Oak Riftwood* |
| CO Columbian Walnut | PNW Pinnacle Walnut |
| DC Dark Cherry | SCH Select Cherry |
| DFW Dark Forest Walnut* | SKC Shaker Cherry |
| WH Designer White | SBP Smoky Brown Pear* |
| EF Espresso | TK Studio Teak |
| FO Fawn Oak* | SM Sugar Maple |
| GC Golden Cherry | SW Sunglow Walnut |
| HVM Harvest Maple* | WTA Weathered Ash* |
| HW Harvest Walnut | WC Williamsburg Cherry |

GLIDE OPTIONS

STD	Nylon Glides	Std
FELT	Felt Glides	\$ N/C

CERTIFICATIONS & COMPLIANCE

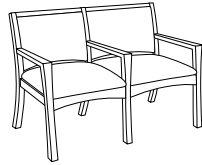
- CAL 117-2013 Compliance
- Intertek Sustainability Certified
- BIFMA level® Certified
- BIFMA Compliant® Certified
- TSCA Title VI (CARB) Compliance
- US Green Building's LEED® Contribution



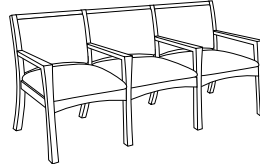
Seating + Tables



Fully Upholstered
Guest: 486
[\(See Details\)](#)



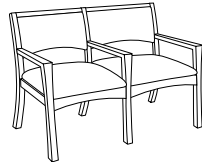
Fully Upholstered, 2-Seat
Tandem: 4862
[\(See Details\)](#)



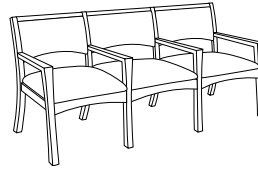
Fully Upholstered,
3-Seat Tandem: 4863
[\(See Details\)](#)



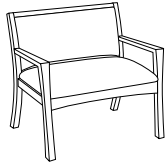
½ Upholstered Guest:
487
[\(See Details\)](#)



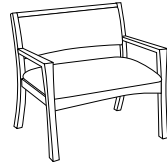
½ Upholstered, 2-Seat
Tandem:
4872
[\(See Details\)](#)



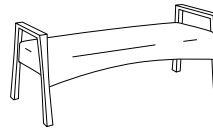
½ Upholstered, 3-Seat
Tandem:
4873
[\(See Details\)](#)



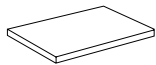
Fully Upholstered
High Occupancy:
485
[\(See Details\)](#)



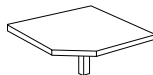
½ Upholstered
High Occupancy:
483
[\(See Details\)](#)



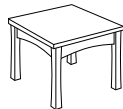
Lounge Bench:
496
[\(See Details\)](#)



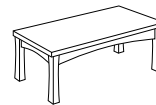
Rectangular Ganging
Table:
48-1620GT
[\(See Details\)](#)



Corner Ganging
Table:
48-2424GTC
[\(See Details\)](#)

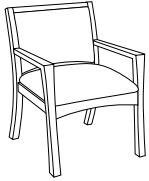


Lamp Table:
48-2424LT
[\(See Details\)](#)



Magazine Table:
48-1836MT
[\(See Details\)](#)

Item	Model No.	Chair Width	Chair Depth	Chair Height	Seat Width	Seat Depth	Seat Height	Arm Height	Ship Wt	Cubic Ft
GUEST, FULL UPHOLSTERED BACK	486	24½	26¼	34½	19¾	18	18¾	25¼	30	16.9



Must Specify (in this order):

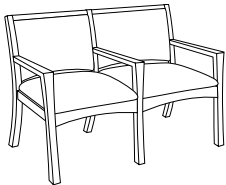
- Model #
- Finish
- Primary Upholstery
- Accent Upholstery
- Glide

Description

- Fully Upholstered Back with Curved Reveal
- Available with Contrasting Upholsteries
- Supports Users Up To 275lbs

List Price/Grade	Yards	COM/1	2	3	4	5	6	7	8	9	10	L1	L2
Single Upholstery	1.75	\$ 1505	1591	1663	1733	1839	1948	2104	2263	2452	2667	2048	2279
Contrasting Upholstery													
Primary	1.00	\$ 1516	1565	1606	1646	1707	1769	1858	1949	2057	2180	1826	1958
Accent	1.00	\$ 0	49	90	130	191	253	342	433	541	664	310	442

2-SEAT TANDEM, FULL UPHOLSTERED BACK	4862	46¾	26¼	34½	19¾	18	18¾	25¼	50	28.6
--------------------------------------	------	-----	-----	-----	-----	----	-----	-----	----	------



Must Specify (in this order):

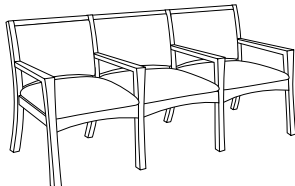
- Model #
- Finish
- Primary Upholstery
- Accent Upholstery
- Glide

Description

- Fully Upholstered Back with Curved Reveal
- Available with Contrasting Upholsteries
- Supports Users Up To 275lbs

List Price/Grade	Yards	COM/1	2	3	4	5	6	7	8	9	10	L1	L2
Single Upholstery	2.50	\$ 2572	2695	2797	2897	3050	3205	3427	3655	3925	4232	3347	3677
Contrasting Upholstery													
Primary	1.00	\$ 2583	2632	2673	2713	2774	2836	2925	3016	3124	3247	2893	3025
Accent	1.75	\$ 0	86	158	228	334	443	599	758	947	1162	543	774

3-SEAT TANDEM, FULL UPHOLSTERED BACK	4863	68½	26¼	34½	19¾	18	18¾	25¼	70	40.8
--------------------------------------	------	-----	-----	-----	-----	----	-----	-----	----	------



Must Specify (in this order):


- Model #
- Finish
- Primary Upholstery
- Accent Upholstery
- Glide

Description

- Fully Upholstered Back with Curved Reveal
- Available with Contrasting Upholsteries
- Supports Users Up To 275lbs

List Price/Grade	Yards	COM/1	2	3	4	5	6	7	8	9	10	L1	L2
Single Upholstery	3.25	\$ 3709	3868	4002	4132	4330	4531	4821	5116	5467	5867	4717	5146
Contrasting Upholstery													
Primary	1.75	\$ 3753	3839	3911	3981	4087	4196	4352	4511	4700	4915	4296	4527
Accent	2.50	\$ 0	123	225	325	478	633	855	1083	1353	1660	775	1105

HIGH OCCUPANCY, FULL UPHOLSTERED BACK	485	34¼	26¼	34½	30	18	18¾	25¼	30	21.6
---------------------------------------	-----	-----	-----	-----	----	----	-----	-----	----	------



Must Specify (in this order):

- Model #
- Finish
- Primary Upholstery
- Accent Upholstery
- Glide

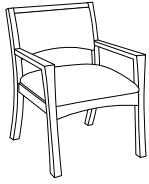
Description

- Fully Upholstered Back with Curved Reveal
- Available with Contrasting Upholsteries
- Supports Users up 450 lbs. Single Occupancy

List Price/Grade	Yards	COM/1	2	3	4	5	6	7	8	9	10	L1	L2
Single Upholstery	2.00	\$ 2003	2101	2183	2263	2385	2509	2687	2869	3085	3331	2623	2887
Contrasting Upholstery													
Primary	1.25	\$ 2025	2086	2138	2188	2264	2341	2453	2566	2701	2855	2413	2578
Accent	1.25	\$ 0	61	113	163	239	316	428	541	676	830	388	553

For ordering options, [see overview at the beginning of this section.](#)

Item	Model No.	Chair Width	Chair Depth	Chair Height	Seat Width	Seat Depth	Seat Height	Arm Height	Ship Wt	Cubic Ft
GUEST, ½ UPHOLSTERED BACK	487	24½	26¼	34½	19¾	18	18¾	25¼	30	16.9



Must Specify (in this order):

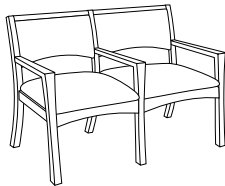
- Model #
- Finish
- Primary Upholstery
- Accent Upholstery
- Glide

Description

- Available with Contrasting Upholsteries
- Supports Users Up To 275lbs

List Price/Grade	Yards	COM/1	2	3	4	5	6	7	8	9	10	L1	L2
Single Upholstery	1.75	\$ 1487	1573	1645	1715	1821	1930	2086	2245	2434	2649	2030	2261
Contrasting Upholstery													
Primary	1.00	\$ 1498	1547	1588	1628	1689	1751	1840	1931	2039	2162	1808	1940
Accent	1.00	\$ 0	49	90	130	191	253	342	433	541	664	310	442

2-SEAT TANDEM, ½ UPHOLSTERED BACK	4872	46¾	26¼	34½	19¾	18	18¾	25¼	50	28.6
-----------------------------------	------	-----	-----	-----	-----	----	-----	-----	----	------



Must Specify (in this order):

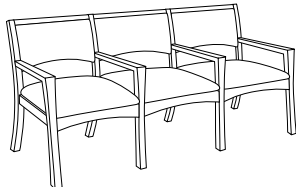
- Model #
- Finish
- Primary Upholstery
- Accent Upholstery
- Glide

Description

- Available with Contrasting Upholsteries
- Supports Users Up To 275lbs

List Price/Grade	Yards	COM/1	2	3	4	5	6	7	8	9	10	L1	L2
Single Upholstery	2.50	\$ 2557	2680	2782	2882	3035	3190	3412	3640	3910	4217	3332	3662
Contrasting Upholstery													
Primary	1.00	\$ 2568	2617	2658	2698	2759	2821	2910	3001	3109	3232	2878	3010
Accent	1.75	\$ 0	86	158	228	334	443	599	758	947	1162	543	774

3-SEAT TANDEM, ½ UPHOLSTERED BACK	4873	68½	26¼	34½	19¾	18	18¾	25¼	70	40.8
-----------------------------------	------	-----	-----	-----	-----	----	-----	-----	----	------



Must Specify (in this order):


- Model #
- Finish
- Primary Upholstery
- Accent Upholstery
- Glide

Description

- Available with Contrasting Upholsteries
- Supports Users Up To 275lbs

List Price/Grade	Yards	COM/1	2	3	4	5	6	7	8	9	10	L1	L2
Single Upholstery	3.25	\$ 3684	3843	3977	4107	4305	4506	4796	5091	5442	5842	4692	5121
Contrasting Upholstery													
Primary	1.75	\$ 3695	3781	3853	3923	4029	4138	4294	4453	4642	4857	4238	4469
Accent	1.75	\$ 0	86	158	228	334	443	599	758	947	1162	543	774

HIGH OCCUPANCY, ½ UPHOLSTERED BACK	483	34¼	26¼	34½	30	18	18¾	25¼	30	21.6
------------------------------------	-----	-----	-----	-----	----	----	-----	-----	----	------



Must Specify (in this order):

- Model #
- Finish
- Primary Upholstery
- Accent Upholstery
- Glide

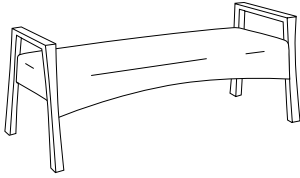
Description

- Available with Contrasting Upholsteries
- TSupports Users Up To 450 lbs. Single Occupancy

List Price/Grade	Yards	COM/1	2	3	4	5	6	7	8	9	10	L1	L2
Single Upholstery	2.00	\$ 1980	2078	2160	2240	2362	2486	2664	2846	3062	3308	2600	2864
Contrasting Upholstery													
Primary	1.25	\$ 2002	2063	2115	2165	2241	2318	2430	2543	2678	2832	2390	2555
Accent	1.25	\$ 0	61	113	163	239	316	428	541	676	830	388	553

For ordering options, [see overview at the beginning of this section.](#)

Item	Model No.	Chair Width	Chair Depth	Chair Height	Seat Width	Seat Depth	Seat Height	Arm Height	Ship Wt	Cubic Ft
LOUNGE BENCH	496	48 ¾	24 ¼	25 ¼	44	21	20 ¾	25 ¼	45	20.3



Description

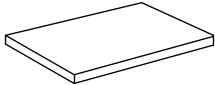
- All Upholsteries will be Railroaded (Across the Roll)
- Ganging Not Applicable
- Supports Users Up To 275lbs

Must Specify (in this order):

Model #
Finish
Upholstery
Glide

List Price/Grade	Yards	COM/1	2	3	4	5	6	7	8	9	10	L1	L2
Single Upholstery	2.00	\$ 2036	2134	2216	2296	2418	2542	2720	2902	3118	3364	2656	2920

Item	Model No.	W	D	H	Ship Wt	Cubic Ft	List Price
RECTANGULAR GANGING TABLE	48-1620GT	20 ¼	16	14 ⅞	12	3.6	\$ 568



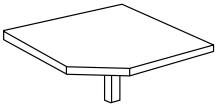
Must Specify (in this order):

Model #
Finish

Description

- Connects To Any Inspiration Seating for Straight Line Applications

CORNER GANGING TABLE	48-2424GTC	24	24	14 ⅞	20	2.4	\$ 796
----------------------	------------	----	----	------	----	-----	--------



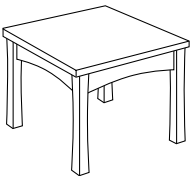
Must Specify (in this order):

Model #
Finish

Description

- Connects To Any Inspiration Seating in Angular Applications
- One Leg for Support
- Some Assembly Required

FREESTANDING LAMP TABLE	48-2424LT	24	24	21 ¼	27	2.4	\$ 1345
-------------------------	-----------	----	----	------	----	-----	---------




Must Specify (in this order):

Model #
Finish

Description

- Some Assembly Required

FREESTANDING MAGAZINE TABLE	48-1836MT	36	18	15 ¼	28	2.8	\$ 1249
-----------------------------	-----------	----	----	------	----	-----	---------



Must Specify (in this order):

Model #
Finish

Description

- Some Assembly Required

For ordering options, [see overview at the beginning of this section.](#)

Open spaces really come together with the modular, ganging components from the Isla Lounge Collection. Create conversation settings or private areas by mixing components to fit the space and needs of the environment. Optional arm caps make Isla Lounge the solution for high traffic seating. Power and data options keep everyone working on-the-go.

CONSTRUCTION

- Exposed wood parts are kiln-dried hardwoods and structurally engineered hardwood plywood; selected from the highest grades of hardwoods and are free of spirits, discoloration, pits, shakes, and wormholes; European Beech on legs and arm caps
- Joints are double-doweled or mortised and tenoned, screwed, and glued for maximum strength and durability
- High Grade Polyurethane Foam, 3¼" thick in the seat and 2" in the back; Stretch webbing ensures a comfortable seating application
- Non-marring adjustable nylon guides included in each leg at floor level
- Ganging and Freestanding Table Surfaces are ¾" thick with a square edge profile; Available in TFL (T), Veneer (W) and Solid Surface (S)
- Tablet Arm Surfaces are ¾" thick with a square edge profile; Available in Black Melamine, Veneer (W) and Solid Surface (S)
- Bistro/Stadium Table feature a 42½"H surface with a square edge profile and are available with 1" thick HPL (P) and TFL (T) surfaces and 1⅜" Veneer (W) surfaces
- Bistro/Stadium Tables are partially installed with exposed nickle plated hardware, black hardware also included; some assembly required
- Bistro/Stadium Tables feature horizontal/left-to-right grain direction on backpanel and worksurface; TFL backpanel available with TFL or HPL worksurface and Veneer backpanel available with Veneer or HPL worksurface; Backpanel and worksurface may be specified in contrasting colors
- Seating rated for users up to 275lbs
- Seating units ships fully assembled

HOW TO ORDER EXAMPLES

UPHOLSTERED MODELS

Model No.	Description	Example
3792	Finish (Wood Leg)	WTA
	Primary Upholstery	CF Stinson Trio Tonic
	Accent Upholstery	CF Stinson Ace Toast
	Tablet, Color	WL, WTA
	Arm	STD
	Optional Bistro/Stadium Table	Yes
	Bistro/Stadium Table Backpanel Material	TFL
	Bistro/Stadium Table Backpanel Color	PPD
	Bistro/Stadium Table Worksurface Material	HPL
	Bistro/Stadium Table Worksurface Color	WTA
	Bistro/Stadium Table Leg Color	ALUM
	Leg	PLEG, ALUM
	Power	ECSL

HOW TO ORDER EXAMPLES CONTINUED

TABLES

378-1626ET	Surface Material	T
	Finish	AS
	Upholstery	CF Stinson Ace Toast
	Leg, Color	WLEG, AS
	Power	PWRUSBA

WOOD LEG AND ARM CAP WOOD FINISHES

Indiana Furniture uses a multi-step, hand finishing process on all exposed wood frames. Chairs feature a catalyzed varnish finish which offers durability, lasting beauty, and resistance to normal wear.

AW	Artisan Walnut	LW	Legacy Walnut
AS	Asian Night	MW	Mahogany Walnut
BW	Beigewood*	MO	Medium Oak*
BL	Black	ORW	Oak Riftwood*
CO	Columbian Walnut	PNW	Pinnacle Walnut
DC	Dark Cherry	SCH	Select Cherry
DFW	Dark Forest Walnut*	SKC	Shaker Cherry
WH	Designer White	SBP	Smoky Brown Pear*
EF	Espresso	TK	Studio Teak
FO	Fawn Oak*	SM	Sugar Maple
GC	Golden Cherry	SW	Sunglow Walnut
HVM	Harvest Maple*	WTA	Weathered Ash*
HW	Harvest Walnut	WC	Williamsburg Cherry

*Finish is Low Sheen

TFL (T) AND HPL (P) TABLE OPTIONS

End and Ganging Tables are available in TFL surface. Must specify material and color.

Bistro/Stadium Tables available in TFL or HPL worksurface with TFL backpanel. Worksurface and backpanel available in contrasting colors. Must specify material and color for both worksurface and backpanel.

WOODGRAIN

AS	Asian Night	PNW	Pinnacle Walnut
BW	Beigewood	SCH	Select Cherry
CO	Columbian Walnut	SKC	Shaker Cherry
EF	Espresso	SBP	Smoky Brown Pear
GC	Golden Cherry	TK	Studio Teak
HVM	Harvest Maple	SM	Sugar Maple
MW	Mahogany Walnut	WTA	Weathered Ash
ORW	Oak Riftwood	WC	Williamsburg Cherry

SOLID

BL	Black	PPD	Pepperdust
WH	Designer White	SG	Slate Grey
FHG	Fashion Grey	WHS	White Sand

See next page for veneer colors and additional options.

VENEER (W) TABLE OPTIONS

Veneer tablet arms and tables, including Bistro/Stadium Tables, feature UVAdvantage, an ultra-violet finish, on all exposed surfaces by utilizing roll-coat UV technology.

AW	Artisan Walnut	MW	Mahogany Walnut
AS	Asian Night	MO	Medium Oak*
CO	Columbian Walnut	ORW	Oak Riftwood*
DC	Dark Cherry	SCH	Select Cherry
DFW	Dark Forest Walnut	SKC	Shaker Cherry
EF	Espresso	SBP	Smoky Brown Pear
FO	Fawn Oak*	SM	Sugar Maple
GC	Golden Cherry	SW	Sunglow Walnut
HVM	Harvest Maple	WTA	Weathered Ash*
HW	Harvest Walnut	WC	Williamsburg Cherry
LW	Legacy Walnut		


*Finish is Low Sheen

SOLID SURFACE (S) ARM CAP, TABLET, AND TABLE OPTIONS

AR	Arroyo	SNW	Snow White
PE	Pebble Beach	SN	Starry Night
SE	Sedona	TN	Tundra

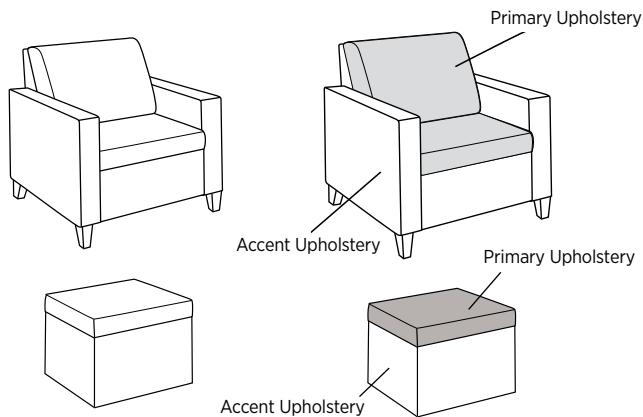
TABLE EDGE PROFILE

H	Square (TFL, HPL, and Veneer)	S1	Straight (Solid Surface)
---	----------------------------------	----	-----------------------------



UPHOLSTERY OPTIONS

Available in single or contrasting upholsteries in a wide variety of graded-in or contract options, including fabric, vinyl, and leather.



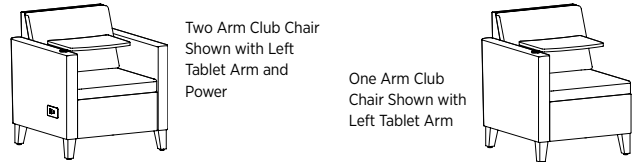
ARM OPTIONS

STD	Upholstered Arm	Std
WCAP	Wood Cap, Specify Finish	
	One (1) Arm Cap	\$ 72
	Two (2) Arm Caps	\$ 144
SCAP	Solid Surface Cap, Specify Color	
	One (1) Arm Cap	\$ 329
	Two (2) Arm Cap	\$ 658

TABLET OPTIONS FOR ARM UNITS

Note: One tablet arm per unit and specified as if you are standing, looking at the chair.

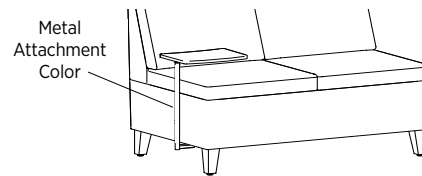
PL	Left Black Melamine Writing Tablet	\$ 364
SL	Left Solid Surface Writing Tablet, Specify Color	\$ 1121
WL	Left Veneer Writing Tablet, Specify Finish	\$ 528
PR	Right Black Melamine Writing Tablet	\$ 364
SR	Right Solid Surface Writing Tablet, Specify Color	\$ 1121
WR	Right Veneer Writing Tablet, Specify Finish	\$ 528



TABLET ARM ATTACHMENT COLOR (FOR ARMLESS OR ONE ARM UNITS)

Available with Aluminum or Platinum metal attachment for armless applications.

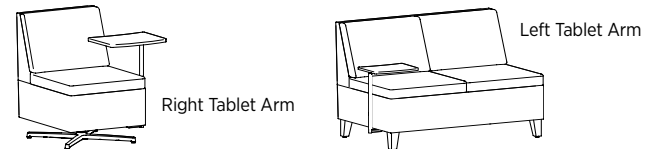
ALUM	Aluminum Attachment	Std
PLAT	Platinum Attachment	\$ N/C



TABLET OPTIONS FOR ARMLESS OR ONE ARM UNITS

Note: One tablet arm per unit and specified as if you are standing, looking at the chair.

MPL	Left Black Melamine Writing Tablet	\$ 467
MSL	Left Solid Surface Writing Tablet, Specify Color	\$ 1224
MWL	Left Veneer Writing Tablet, Specify Finish	\$ 631
MPR	Right Black Melamine Writing Tablet	\$ 467
MSR	Right Solid Surface Writing Tablet, Specify Color	\$ 1224
MWR	Right Veneer Writing Tablet, Specify Finish	\$ 631



SEATING & OCCASIONAL TABLE LEG OPTIONS

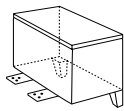
WLEG	Wood Leg, Specify Finish	Std
CLEG	Chrome Leg	\$ N/C
PLEG	Powder Coat Leg, Specify Color	
	Four (4) Powder Coat Legs on Seating and Freestanding Tables	\$ 200
	Two (2) Powder Coat Legs on Ganging End Table	\$ 100
	Single (1) Powder Coat Leg Ganging Corner Table	\$ 50

Powder Coat Color Options:

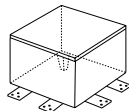
ALUM	Aluminum	NOIR	Noir
MIST	Mist	OYST	Oyster
SUGC	Sugar Cookie		



Four (4) Legs



Two (2) Legs



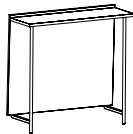
Single (1) Leg

BAR HEIGHT BISTRO/STADIUM TABLE OPTIONS

Bistro/Stadium Table surface and backpanel available with horizontal/left-to-right grain direction in contrasting colors. Bistro/Stadium Tables are 42½”H and partially installed with exposed nickel plated hardware, black hardware also included; some assembly required.

Must specify option, surface material, surface and backpanel color, edge profile and leg color.

NO	No Bistro/Stadium Table (Standard)
YES	Bistro/Stadium Table



44”W Bistro/Stadium Table For Use with Settee

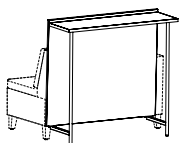
Must specify surface material, surface and backpanel color

TFL Backpanel with TFL Surface	\$ 995
TFL Backpanel with HPL Surface	\$ 1207
Veneer Backpanel with Veneer Surface	\$ 1388
Veneer Backpanel with HPL Surface	\$ 1388

66”W Bistro/Stadium Table For Use with Sofas

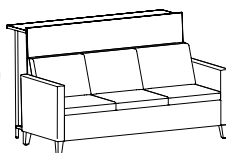
Must specify surface material, surface and backpanel color

TFL Backpanel with TFL Surface	\$ 1171
TFL Backpanel with HPL Surface	\$ 1399
Veneer Backpanel with Veneer Surface	\$ 1701
Veneer Backpanel with HPL Surface	\$ 1701



44”W Bistro/
Stadium Table
View with Settee

Front View with
66”W Bistro/
Stadium Table
and Sofa

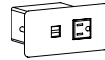


BISTRO/STADIUM TABLE LEG OPTIONS

ALUM	Aluminum Leg	Std
PLAT	Platinum Leg	\$ N/C

SEATING POWER OPTIONS

Note: Specified as if you are standing, looking at the chair.



1 Electrical Power and 2 USB Outlets

Side Power Locations:

ECSL	Left Port, Silver	\$ 915
ECSR	Right Port, Silver	\$ 915
ECSLR	Left and Right Port, Silver	\$ 1830
ECBL	Left Port, Black	\$ 915
ECBR	Right Port, Black	\$ 915
ECBLR	Left and Right Port, Black	\$ 1830

Front Power Locations:

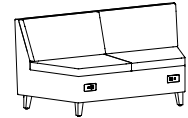
ECFLSR	Front Left Port, Silver	\$ 915
ECFRSR	Front Right Port, Silver (3792-45C Only)	\$ 915
ECFLRSR	Front Left and Right Port, Silver (3792-45C Only)	\$ 1830
ECFLBL	Front Left Port, Black	\$ 915
ECFRBL	Front Right Port, Black (3792-45C Only)	\$ 915
ECFLRBL	Front Left and Right Port, Black (3792-45C Only)	\$ 1830



Shown with Front Left Port (ECFLBL/Black or ECFLSR/Silver)



Shown with Left Port (ECBL/Black or ECBL/Silver)



Shown with Front Left and Right Port (ECFLRBL/Black or ECFLRSR/Silver)

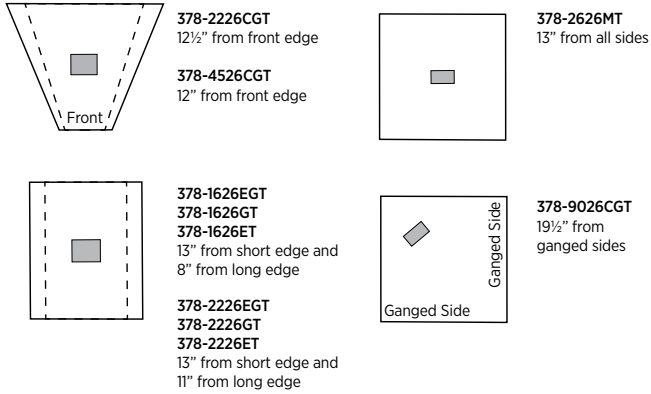
See next page for table power locations.

TABLE POWER LOCATIONS

Note: Does Not Include Bistro/Stadium Tables

PWRUSBA Power and Two USB Ports, Aluminum \$ 829

Power Locations:




CERTIFICATIONS & COMPLIANCE

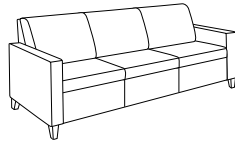
- CAL 117-2013 Compliance
- Intertek Sustainability Certified
- BIFMA level® Certified
- BIFMA Compliant® Certified
- TSCA Title VI (CARB) Compliance
- US Green Building's LEED® Contribution




Club Chair,
2 Arms: 3792
[\(See Details\)](#)




Settee,
2 Arms: 3793
[\(See Details\)](#)



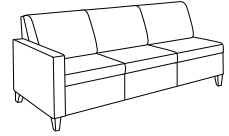
Sofa,
2 Arms: 3793
[\(See Details\)](#)



Club Chair, 1 Arm:
379R (Right)
379L (Left)
[\(See Details\)](#)



Settee, 1 Arm:
3792R (Right)
3792L (Left)
[\(See Details\)](#)



Sofa, 1 Arm:
3793R (Right)
3793L (Left)
[\(See Details\)](#)



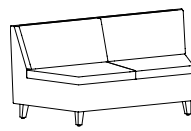
Club Chair,
Armless: 379N
[\(See Details\)](#)




Swivel Club Chair,
Armless: 379NS
[\(See Details\)](#)




Settee,
Armless: 3792N
[\(See Details\)](#)



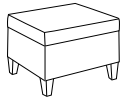
45° Angled Settee,
Armless: 3792-45C
[\(See Details\)](#)



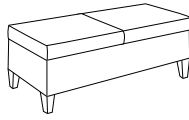
Sofa, Armless:
3793N
[\(See Details\)](#)



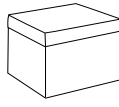
Corner Unit:
379-90C
[\(See Details\)](#)



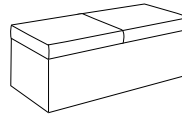
Single Bench:
378SB
[\(See Details\)](#)



Double Bench:
3782DB
[\(See Details\)](#)

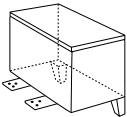


Single Ottoman:
379SO
[\(See Details\)](#)

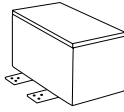


Double Ottoman:
3792DO
[\(See Details\)](#)

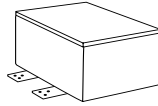
Ganging Tables (Upholstered Chassis with TFL, Veneer, or Solid Surface Top)



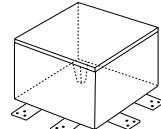
Ganging End Table
with Two Legs:
378-1626EGT
378-2226EGT
[\(See Details\)](#)



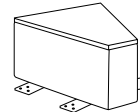
Ganging End Table:
378-1626GT
[\(See Details\)](#)



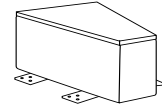
Ganging Lamp Table:
378-2226GT
[\(See Details\)](#)



Ganging 90° Corner
Table with One Leg:
378-9026CGT
[\(See Details\)](#)

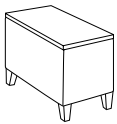


Ganging 45°
Corner Table:
378-4526CGT
[\(See Details\)](#)

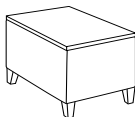


Ganging 22.5°
Corner Table:
378-2226CGT
[\(See Details\)](#)

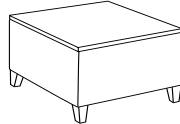
Freestanding Tables (Upholstered Chassis with TFL, Veneer, or Solid Surface Top)



End Table:
378-1626ET
[\(See Details\)](#)



Lamp Table:
378-2226ET
[\(See Details\)](#)



Magazine Table:
378-2626MT
[\(See Details\)](#)

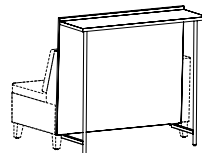
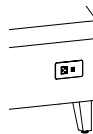
Options and Accessories:



[Tablet Arms](#)
for Arm or Armless Units




[Power Options](#)
for Seating and Tables



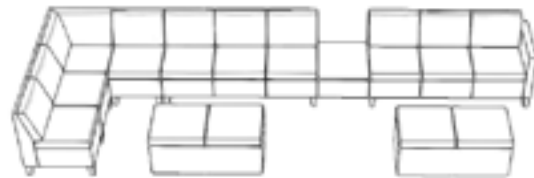
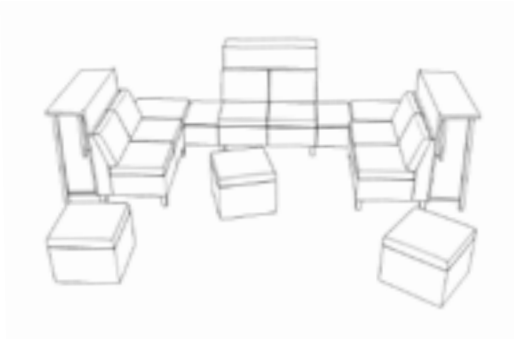

[Bistro/Stadium Table](#)
(For Use with Settees and Sofas;
Available in HPL, TFL, or Veneer)



[Purse Hook](#) for
Bistro/Stadium
Tables



Enhance your space with
Cush Pillows. [See details.](#)



Item	Model No.	Width	Depth	Height	Ship Wt	Cubic Ft	List Price
ZIG ZAG UNIT	370-1	161	136 ¼	32 ½	593	212	\$ 20020



CONSISTS OF:	QTY		
3782DB	3	Double Bench (Gr 1)	\$ 8136
3792N	2	Settee, Armless (Gr 1)	\$ 6302
379-90C	2	Corner Unit	\$ 5582

Products are available as left or right and with other features, where applicable
Grade 1 with standard metal leg pricing

HALF CIRCLE	370-2	96	72	29 ½	354	147.9	T\$ 21460 W\$ 21888 S\$ 25048
-------------	-------	----	----	------	-----	-------	-------------------------------------



CONSISTS OF:	QTY		
3793N	4	Sofa, Armless (Gr 1)	\$ 18116
378-2226CGT	3	Ganging 22.5° Corner Table	T\$ 3344 W\$ 3772 S\$ 6932

Products are available as left or right and with other features, where applicable
Grade 1 with standard metal leg pricing


CAFE GROUPING	370-3	181	108 ½	32 ½	498	144.0	T\$ 23006 W\$ 23572 S\$ 27492
---------------	-------	-----	-------	------	-----	-------	-------------------------------------



CONSISTS OF:	QTY		
3793N	4	Sofa, Armless (Gr 1)	\$ 18116
378-1626GT	2	Ganging End Table (Gr 1)	T\$ 1410 W\$ 1596 S\$ 2908
378-1626EGT	4	Ganging End Table with Legs (Gr 1)	T\$ 3480 W\$ 3860 S\$ 6468

Products are available as left or right and with other features, where applicable
Grade 1 with standard metal leg pricing

Item	Model No.	Chair Width	Chair Depth	Chair Height	Seat Width	Seat Depth	Seat Height	Arm Height	Ship Wt	Cubic Ft
CLUB CHAIR	379	29	27¾	32½	22	19	18¾	26½	110	25.0



Shown with Power Option;
Left Port

Description



- Standard with: Left and Right Arm, Wood Legs, and Ganging Hardware
- Available with Contrasting Upholsteries
- Available with Contrasting Legs, Tablet Arm and Arm Cap
- Additional Options: Chrome or Powder Coated Leg ([Color Options](#)), Arm Caps ([See Options](#)), Tablet Arms ([See Options](#)), and Power ([See Locations](#))

List Price/Grade	Yards	COM/1	2	3	4	5	6	7	8	9	10	L1	L2
Single Upholstery	5.25	\$ 3139	3396	3612	3822	4142	4467	4935	5412	5979	6625	4767	5460
Contrasting Upholstery													
Primary	1.50	3139	3213	3274	3334	3426	3519	3652	3789	3951	4135	3604	3802
Accent	3.75	0	183	338	488	716	948	1283	1623	2028	2490	1163	1658

Must Specify (in this order):

- Model #
- Primary Upholstery
- Accent Upholstery
- Tablet Arm/Color
- Arm Cap/Color
- Leg/Color
- Power

SETTEE	3792	51	27¾	32½	44	19	18¾	26½	143	46.0
--------	------	----	-----	-----	----	----	-----	-----	-----	------



44"W Bistro/Stadium
Table View with Settee

Description

- Standard with: Left and Right Arm, Wood Legs and Ganging Hardware
- Available with Contrasting Upholsteries
- Available with Contrasting Legs, Tablet Arm and Arm Cap
- Optional 44"W Bistro/Stadium Table Available with TFL (T) or HPL (P) Surface and TFL Backpanel or Veneer (W) or HPL (P) top with Veneer Backpanel
- Bistro/Stadium Table Surface and Backpanel May be Specified in Contrasting Colors; Must Specify Surface and Backpanel Color
- Optional Purse Hook Available when Bistro/Stadium Table is ordered; [See Details](#)
- Additional Options: Chrome or Powder Coated Leg ([Color Options](#)), Arm Caps ([See Options](#)), Tablet Arms ([See Options](#)), Bistro/Stadium Table ([See Options](#)), and Power ([See Locations](#))


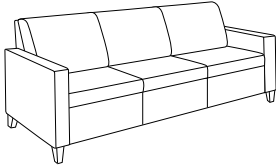
List Price/Grade	Yards	COM/1	2	3	4	5	6	7	8	9	10	L1	L2
Single Upholstery	6.75	\$ 4069	4400	4677	4947	5358	5777	4069	6992	7721	8551	6162	7053
Contrasting Upholstery													
Primary	2.25	4069	4179	4272	4362	4499	4638	4839	5043	5286	5563	4767	5064
Accent	4.50	0	221	405	585	859	1139	1539	1949	2435	2988	1395	1989

Must Specify (in this order):

- Model #
- Primary Upholstery
- Accent Upholstery
- Tablet Arm/Color
- Arm Cap/Color
- Bistro/Stadium Table
 - Bistro/Stadium Table Backpanel Material/Color
 - Bistro/Stadium Table Worksurface Material/ Color
 - Bistro/Stadium Table Leg Color
- Leg/Color
- Power

For ordering options, [see overview at the beginning of this section.](#)

Item	Model No.	Chair Width	Chair Depth	Chair Height	Seat Width	Seat Depth	Seat Height	Arm Height	Ship Wt	Cubic Ft
SOFA	3793	73	27¾	32½	66	19	18¾	26½	168	61.0



Front View with 66"W Bistro/
Stadium Table and Sofa

Description


- Standard with: Left and Right Arm, Wood Legs and Ganging Hardware
- Available with Contrasting Upholsteries
- Available with Contrasting Legs, Tablet Arm and Arm Cap
- Optional 66"W Bistro/Stadium Table Available with TFL (T) or HPL (P) Surface and TFL Backpanel or Veneer (W) or HPL (P) top with Veneer Backpanel
- Bistro/Stadium Table Surface and Backpanel May be Specified in Contrasting Colors; Must Specify Surface and Backpanel Color
- Optional Purse Hook Available when Bistro/Stadium Table is ordered; [See Details](#)
- Additional Options: Chrome or Powder Coated Leg ([Color Options](#)), Arm Caps ([See Options](#)), Tablet Arms ([See Options](#)), Bistro/Stadium Table ([See Options](#)), and Power ([See Locations](#))

Must Specify (in this order):

- Model #
- Primary Upholstery
- Accent Upholstery
- Tablet Arm/Color
- Arm Cap/Color
- Bistro/Stadium Table
- Bistro/Stadium Table Backpanel Material/Color
- Bistro/Stadium Table Worksurface Material/ Color
- Bistro/Stadium Table Leg Color
- Leg/Color
- Power

List Price/Grade	Yards	COM/1	2	3	4	5	6	7	8	9	10	L1	L2
Single Upholstery	8.50	\$ 5287	5704	6052	6392	6911	7438	8194	8968	9886	10931	7922	9044
Contrasting Upholstery													
Primary	3.25	5287	5446	5580	5710	5908	6109	6399	6694	7045	7445	6295	6724
Accent	5.25	0	258	472	682	1003	1329	1795	2274	2841	3486	1627	2320

CLUB CHAIR, 1 ARM



Shown as Left

Left	Right	Chair Width	Chair Depth	Chair Height	Seat Width	Seat Depth	Seat Height	Arm Height	Ship Wt	Cubic Ft
379L	379R	25½	27¾	32½	22	19	18¾	26½	77	35.0

Description

- Standard with: Left Or Right Arm, Wood Legs and Ganging Hardware
- Available with Contrasting Upholsteries
- Available with Contrasting Legs, Tablet Arm and Arm Cap
- Available with Optional Tablet Arm for Arm or Armless Side
- Additional Options: Chrome or Powder Coated Leg ([Color Options](#)), Arm Caps ([See Options](#)), Tablet Arms ([See Options](#)), and Power ([See Locations](#))


Must Specify (in this order):

- Model #
- Primary Upholstery
- Accent Upholstery
- Tablet Arm/Color
- Arm Cap/Color
- Leg/Color
- Power

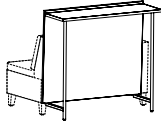
List Price/Grade	Yards	COM/1	2	3	4	5	6	7	8	9	10	L1	L2
Single Upholstery	4.00	\$ 2775	2971	3135	3295	3539	3787	4143	4507	4939	5431	4015	4543
Contrasting Upholstery													
Primary	1.50	2775	2849	2910	2970	3062	3155	3288	3425	3587	3771	3240	3438
Accent	2.50	0	122	225	325	477	632	855	1082	1352	1660	775	1105

For ordering options, [see overview at the beginning of this section.](#)

Item	Model No.	Chair Width	Chair Depth	Chair Height	Seat Width	Seat Depth	Seat Height	Arm Height	Ship Wt	Cubic Ft	
SETTEE, 1 ARM	Left										
	Right										
	3792L	3792R	47½	27¾	32½	44	19	18¾	26½	110	46.0



Shown as Left



44"W Bistro/Stadium Table View with Settee

Description

- Standard with: Left Or Right Arm, Wood Legs and Ganging Hardware
- Available with Contrasting Upholsteries
- Available with Contrasting Legs, Tablet Arm and Arm Cap
- Available with Optional Tablet Arm for Arm or Armless Side
- Optional 44"W Bistro/Stadium Table Available with TFL (T) or HPL (P) Surface and TFL Backpanel or Veneer (W) or HPL (P) top with Veneer Backpanel
- Bistro/Stadium Table Surface and Backpanel May be Specified in Contrasting Colors; Must Specify Surface and Backpanel Color
- Optional Purse Hook Available when Bistro/Stadium Table is ordered; [See Details](#)
- Additional Options: Chrome or Powder Coated Leg ([Color Options](#)), Arm Caps ([See Options](#)), Tablet Arms ([See Options](#)), Bistro/Stadium Table ([See Options](#)), and Power ([See Locations](#))

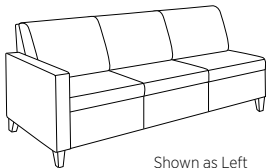
Must Specify (in this order):

- Model #
- Primary Upholstery
- Accent Upholstery
- Tablet Arm/Color
- Arm Cap/Color
- Bistro/Stadium Table
- Bistro/Stadium Table Backpanel Material/Color
- Bistro/Stadium Table Worksurface Material/ Color
- Bistro/Stadium Table Leg Color
- Leg/Color
- Power


List Price/Grade	Yards	COM/1	2	3	4	5	6	7	8	9	10	L1	L2
Single Upholstery	5.75	\$ 3709	3991	4227	4457	4807	5164	5676	6199	6820	7527	5492	6251
Contrasting Upholstery													
Primary	2.25	3709	3819	3912	4002	4139	4278	4479	4683	4926	5203	4407	4704
Accent	3.50	0	172	315	455	668	886	1197	1516	1894	2324	1085	1547

SOFA, 1 ARM

Left	Right												
3793L	3793R	69½	27¾	32½	66	19	18¾	26½	135	61.0			



Shown as Left



Front View with 66"W Bistro/Stadium Table and Sofa

Description

- Standard with: Left Or Right Arm, Wood Legs and Ganging Hardware
- Available with Contrasting Upholsteries
- Available with Contrasting Legs, Tablet Arm and Arm Cap
- Available with Optional Tablet Arm for Arm or Armless Side
- Optional 66"W Bistro/Stadium Table Available with TFL (T) or HPL (P) Surface and TFL Backpanel or Veneer (W) or HPL (P) top with Veneer Backpanel
- Bistro/Stadium Table Surface and Backpanel May be Specified in Contrasting Colors; Must Specify Surface and Backpanel Color
- Optional Purse Hook Available when Bistro/Stadium Table is ordered; [See Details](#)
- Additional Options: Chrome or Powder Coated Leg ([Color Options](#)), Arm Caps ([See Options](#)), Tablet Arms ([See Options](#)), Bistro/Stadium Table ([See Options](#)), and Power ([See Locations](#))


Must Specify (in this order):

- Model #
- Primary Upholstery
- Accent Upholstery
- Tablet Arm/Color
- Arm Cap/Color
- Bistro/Stadium Table
- Bistro/Stadium Table Backpanel Material/Color
- Bistro/Stadium Table Worksurface Material/ Color
- Bistro/Stadium Table Leg Color
- Leg/Color
- Power

List Price/Grade	Yards	COM/1	2	3	4	5	6	7	8	9	10	L1	L2
Single Upholstery	7.25	\$ 4928	5283	5581	5871	6313	6762	7408	8067	8850	9742	7176	8133
Contrasting Upholstery													
Primary	3.25	4928	5087	5221	5351	5549	5750	6040	6335	6686	7086	5936	6365
Accent	4.00	0	196	360	520	764	1012	1368	1732	2164	2656	1240	1768

For ordering options, [see overview at the beginning of this section.](#)

Item	Model No.	Chair Width	Chair Depth	Chair Height	Seat Width	Seat Depth	Seat Height	Arm Height	Ship Wt	Cubic Ft
CLUB CHAIR, ARMLESS	379N	22½	27¾	32½	22	19	18¾	N/A	57	25.0



Description

- Standard with: Wood Legs and Ganging Hardware
- Available with Contrasting Upholsteries
- Additional Options: Chrome or Powder Coated Leg ([Color Options](#)), Tablet Arms ([See Options](#)), and Power ([See Locations](#))

Must Specify (in this order):

- Model #
- Primary Upholstery
- Accent Upholstery
- Tablet Arm/Metal Attachment Color
- Tablet Arm Surface Material/Color
- Leg/Color
- Power

List Price/Grade	Yards	COM/1	2	3	4	5	6	7	8	9	10	L1	L2
Single Upholstery	3.25	\$ 2403	2562	2696	2826	3024	3225	3515	3810	4161	4561	3411	3840
Contrasting Upholstery													
Primary	1.50	2403	2477	2538	2598	2690	2783	2916	3053	3215	3399	2868	3066
Accent	1.75	0	85	158	228	334	442	599	757	946	1162	543	774

CLUB CHAIR ARMLESS SWIVEL	379NS	22½	27¾	32½	22	19	18¾	N/A	63	23.0
---------------------------	-------	-----	-----	-----	----	----	-----	-----	----	------



Description


- Standard with: Auto Return and a Polished Aluminum Base
- Available with Contrasting Upholsteries
- Additional Options: Tablet Arm ([See Options](#))

Must Specify (in this order):


- Model #
- Primary Upholstery
- Accent Upholstery
- Tablet Arm/Metal Attachment Color
- Tablet Arm Surface Material/Color

List Price/Grade	Yards	COM/1	2	3	4	5	6	7	8	9	10	L1	L2
Single Upholstery	3.25	\$ 2527	2686	2820	2950	3148	3349	3639	3934	4285	4685	3535	3964
Contrasting Upholstery													
Primary	1.50	2527	2601	2662	2722	2814	2907	3040	3177	3339	3523	2992	3190
Accent	1.75	0	85	158	228	334	442	599	757	946	1162	543	774

SETTEE, ARMLESS	3792N	44½	27¾	32½	44	19	18¾	N/A	93	45.0
-----------------	-------	-----	-----	-----	----	----	-----	-----	----	------



Shown with Power Option, Left Port



44"W Bistro/Stadium Table View with Settee

Description

- Standard with: Wood Legs and Ganging Hardware
- Available with Contrasting Upholsteries
- Optional 44"W Bistro/Stadium Table Available with TFL (T) or HPL (P) Surface and TFL Backpanel or Veneer (W) or HPL (P) top with Veneer Backpanel
- Bistro/Stadium Table Surface and Backpanel May be Specified in Contrasting Colors; Must Specify Surface and Backpanel Color
- Optional Purse Hook Available when Bistro/Stadium Table is ordered; [See Details](#)
- Additional Options: Chrome or Powder Coated Leg ([Color Options](#)), Tablet Arms ([See Options](#)), Bistro/Stadium Table ([See Options](#)), and Power ([See Locations](#))

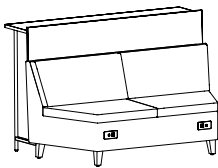
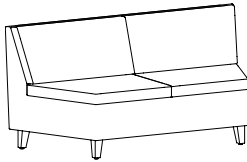
Must Specify (in this order):

- Model #
- Primary Upholstery
- Accent Upholstery
- Tablet Arm/Metal Attachment Color
- Tablet Arm Surface Material/Color
- Bistro/Stadium Table
- Bistro/Stadium Table Backpanel Material/Color
- Bistro/Stadium Table Worksurface Material/Color
- Bistro/Stadium Table Leg Color
- Leg/Color
- Power

List Price/Grade	Yards	COM/1	2	3	4	5	6	7	8	9	10	L1	L2
Single Upholstery	4.75	\$ 3151	3384	3579	3769	4058	4353	4353	5208	5721	6305	4624	5251
Contrasting Upholstery													
Primary	2.25	3151	3261	3354	3444	3581	3720	3921	4125	4368	4645	3849	4146
Accent	2.50	0	123	225	325	477	633	855	1083	1353	1660	775	1105

For ordering options, [see overview at the beginning of this section.](#)

Item	Model No.	Chair Width	Chair Depth	Chair Height	Seat Width	Seat Depth	Seat Height	Arm Height	Ship Wt	Cubic Ft
45° ANGLED SETTEE	3792-45C	45-68	27½	31¼	45-61	31	18¾	N/A	200	75.0



Shown with Power Options; Front Left and Right Port and Front View with 66\"/>

Description

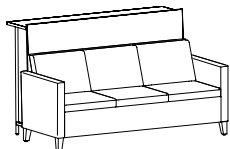

- Standard with: Wood Legs and Ganging Hardware
- Overall Dimension Range is 45\"/>

List Price/Grade	Yards	COM/1	2	3	4	5	6	7	8	9	10	L1	L2
Single Upholstery	7.00	\$ 4060	4403	4690	4970	5397	5831	6454	7091	7847	8708	6230	7154
Contrasting Upholstery													
Primary	3.25	4060	4219	4353	4483	4681	4882	5172	5467	5818	6218	5068	5497
Accent	3.75	0	184	337	487	716	949	1282	1624	2029	2490	1162	1657

Must Specify (in this order):

- Model #
- Primary Upholstery
- Accent Upholstery
- Tablet Arm/Metal Attachment Color
- Tablet Arm Surface Material/Color
- Bistro/Stadium Table
- Bistro/Stadium Table Backpanel Material/Color
- Bistro/Stadium Table Worksurface Material/ Color
- Bistro/Stadium Table Leg Color
- Leg/Color
- Power

Item	Model No.	Chair Width	Chair Depth	Chair Height	Seat Width	Seat Depth	Seat Height	Arm Height	Ship Wt	Cubic Ft
SOFA, ARMLESS	3793N	66½	27¾	32½	66	19	18¾	N/A	123	45.0



Front View with 66\"/>

Description

- Standard with: Wood Legs and Ganging Hardware
- Available with Contrasting Upholsteries
- Optional 66\"/>


List Price/Grade	Yards	COM/1	2	3	4	5	6	7	8	9	10	L1	L2
Single Upholstery	6.25	\$ 4529	4835	5092	5342	5723	6110	6667	7235	7910	8679	6467	7292
Contrasting Upholstery													
Primary	3.25	4529	4688	4822	4952	5150	5351	5641	5936	6287	6687	5537	5966
Accent	3.00	0	147	270	390	573	759	1026	1299	1623	1992	930	1326

Must Specify (in this order):

- Model #
- Primary Upholstery
- Accent Upholstery
- Tablet Arm/Metal Attachment Color
- Tablet Arm Surface Material/Color
- Bistro/Stadium Table
- Bistro/Stadium Table Backpanel Material/Color
- Bistro/Stadium Table Worksurface Material/ Color
- Bistro/Stadium Table Leg Color
- Leg/Color
- Power

For ordering options, [see overview at the beginning of this section.](#)

Item	Model No.	Chair Width	Chair Depth	Chair Height	Seat Width	Seat Depth	Seat Height	Arm Height	Ship Wt	Cubic Ft
CORNER UNIT	379-90C	27¾	27¾	32½	19	19	18¾	N/A	79	25.0



Must Specify (in this order):

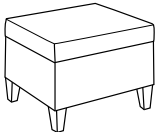
- Model #
- Primary Upholstery
- Accent Upholstery
- Leg/Color

Description

- Standard with: Wood Legs and Ganging Hardware
- Available with Contrasting Upholsteries
- Optional Chrome or Powder Coated Leg ([Color Options](#))

List Price/Grade	Yards	COM/1	2	3	4	5	6	7	8	9	10	L1	L2
Single Upholstery	4.75	\$ 2791	3024	3219	3409	3698	3993	4416	4848	5361	5945	4264	4891
Contrasting Upholstery													
Primary	2.25	2791	2901	2994	3084	3221	3360	3561	3765	4008	4285	3489	3786
Accent	2.50	0	123	225	325	477	633	855	1083	1353	1660	775	1105

SINGLE BENCH	378SB	22¼	26½	18¾	22¼	22¼	18¾	N/A	41	12.0
--------------	-------	-----	-----	-----	-----	-----	-----	-----	----	------



Must Specify (in this order):

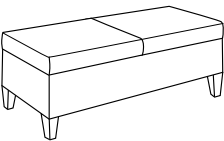
- Model #
- Primary Upholstery
- Accent Upholstery
- Leg/Color

Description

- Standard with: Wood Legs and Ganging Hardware
- Available with Contrasting Upholsteries
- Options: Chrome or Powder Coated Leg ([Color Options](#))

List Price/Grade	Yards	COM/1	2	3	4	5	6	7	8	9	10	L1	L2
Single Upholstery	2.00	\$ 1881	1979	2061	2141	2263	2387	2565	2747	2963	3209	2501	2765
Contrasting Upholstery													
Primary	1.25	1881	1942	1994	2044	2120	2197	2309	2422	2557	2711	2269	2434
Accent	0.75	0	37	67	97	143	190	256	325	406	498	232	331

DOUBLE BENCH	3782DB	44¼	26½	18¾	44½	22¼	18¾	N/A	82	24.0
--------------	--------	-----	-----	-----	-----	-----	-----	-----	----	------



Must Specify (in this order):

- Model #
- Primary Upholstery
- Accent Upholstery
- Leg/Color

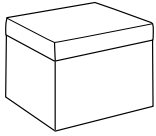
Description

- Standard with: Wood Legs and Ganging Hardware
- Available with Contrasting Upholsteries
- Options: Chrome or Powder Coated Leg ([Color Options](#))

List Price/Grade	Yards	COM/1	2	3	4	5	6	7	8	9	10	L1	L2
Single Upholstery	2.75	\$ 2712	2847	2960	3070	3237	3408	3653	3903	4200	4538	3565	3928
Contrasting Upholstery													
Primary	1.50	2712	2786	2847	2907	2999	3092	3225	3362	3524	3708	3177	3375
Accent	1.25	0	61	113	163	238	316	428	541	676	830	388	553

For ordering options, [see overview at the beginning of this section.](#)

Item	Model No.	Chair Width	Chair Depth	Chair Height	Seat Width	Seat Depth	Seat Height	Arm Height	Ship Wt	Cubic Ft
SINGLE OTTOMAN	379SO	22¼	22¼	18¾	22¼	22¼	18¾	N/A	50	12.0



Description

- Standard with: Poly Glides
- Available with Contrasting Upholsteries
- Optional Black Carpet Casters

Must Specify (in this order):

Model #
Primary Upholstery
Accent Upholstery
Casters

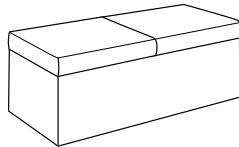
List Price/Grade	Yards	COM/1	2	3	4	5	6	7	8	9	10	L1	L2
Single Upholstery	2.50	\$ 1180	1303	1405	1505	1658	1813	2035	2263	2533	2840	1955	2285
Contrasting Upholstery													
Primary	1.00	1180	1229	1270	1310	1371	1433	1522	1613	1721	1844	1490	1622
Accent	1.50	0	74	135	195	287	380	513	650	812	996	465	663

Optional Casters: Specify & Add



BCC	Black Carpet Casters											\$	N/C
-----	----------------------	--	--	--	--	--	--	--	--	--	--	----	-----

DOUBLE OTTOMAN	3792DO	44¼	26½	18¾	44¼	22¼	18¾	N/A	127	35.0
----------------	--------	-----	-----	-----	-----	-----	-----	-----	-----	------



Description

- Standard with: Poly Glides
- Optional Overlay Table in TFL or Veneer
- Available with Contrasting Upholsteries
- Optional Black Carpet Casters

Must Specify (in this order):

Model #
Primary Upholstery
Accent Upholstery
Overlay Table/Color
Casters

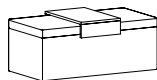
List Price/Grade	Yards	COM/1	2	3	4	5	6	7	8	9	10	L1	L2
3792DO Single Upholstery	3.50	\$ 1989	2161	2304	2444	2658	2875	3186	3505	3883	4313	3074	3536
Dual Upholstery													
3792DO Primary	1.50	1989	2063	2124	2184	2276	2369	2502	2639	2801	2985	2454	2652
3792DO Accent	2.00	0	98	180	260	382	506	684	866	1082	1328	620	884

Optional Casters: Specify & Add



BCC	Black Carpet Casters											\$	N/C
-----	----------------------	--	--	--	--	--	--	--	--	--	--	----	-----

Optional Overlay Table: Specify Code, Finish & Add



OTBL	Overlay Table								TFL			T\$	528
									Veneer			W\$	569

Item	Model No.	W	D	H	List Price
PURSE HOOK FOR BISTRO/STADIUM TABLE	01-HOOK	2	1¾	2½ ₂₅	\$ 74

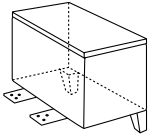


Description

- Black Hook Includes Mounting Hardware
- For Use with Bistro/Stadium Table Option
- Field Installed

For ordering options, [see overview at the beginning of this section.](#)

Item	Model No.	W	D	H	Ship Wt	Cubic Ft	List Price
GANGING END TABLE WITH LEGS	378-1626EGT	16	26½	15½	42	9.0	T\$ 870 W\$ 965 S\$ 1617
	378-2226EGT	22	26½	15½	48	10.0	T\$ 894 W\$ 1088 S\$ 1902



Must Specify (in this order):

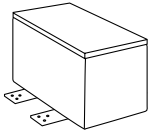
- Model #
- Surface Material
- Finish/Color
- Upholstery
- Leg/Color
- Power

Description

- Standard with: Upholstered Chassis, Two Wood Legs, and Ganging Hardware
- Top Features Square Edge Profile with TFL and Veneer Top; Straight Edge Profile with Solid Surface Top
- Choose TFL (T), Veneer (W), or Solid Surface (S) Top
- Available with Contrasting Top and Legs
- Add Upholstery Grade Pricing to Top Material Price
- Optional Chrome or Powder Coated Leg ([Color Options](#)) and Power ([See Locations](#))

Add List Price/Grade	Yards	COM/1	2	3	4	5	6	7	8	9	10	L1	L2
Single Upholstery	1.00	\$ 0	49	90	130	191	253	342	433	541	664	310	442

GANGING END TABLE	378-1626GT	16	26½	10½	42	9.0	T\$ 705 W\$ 798 S\$ 1454
--------------------------	------------	----	-----	-----	----	-----	--------------------------------



Must Specify (in this order):

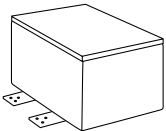
- Model #
- Surface Material
- Finish/Color
- Upholstery
- Power

Description

- Standard with: Upholstered Chassis and Ganging Hardware
- Top Features Square Edge Profile with TFL and Veneer Top; Straight Edge Profile with Solid Surface Top
- Choose TFL (T), Veneer (W), or Solid Surface (S) Top
- Add Upholstery Grade Pricing to Top Material Price
- Optional Power ([See Locations](#))

Add List Price/Grade	Yards	COM/1	2	3	4	5	6	7	8	9	10	L1	L2
Single Upholstery	1.00	\$ 0	49	90	130	191	253	342	433	541	664	310	442

GANGING LAMP TABLE	378-2226GT	22	26½	10½	48	10.0	T\$ 745 W\$ 882 S\$ 1751
---------------------------	------------	----	-----	-----	----	------	--------------------------------



Must Specify (in this order):

- Model #
- Surface Material
- Finish/Color
- Upholstery
- Power

Description

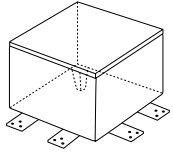
- Standard with: Upholstered Chassis and Ganging Hardware
- Top Features Square Edge Profile with TFL and Veneer Top; Straight Edge Profile with Solid Surface Top
- Choose TFL (T), Veneer (W), or Solid Surface (S) Top
- Add Upholstery Grade Pricing to Top Material Price
- Optional Power ([See Locations](#))

Add List Price/Grade	Yards	COM/1	2	3	4	5	6	7	8	9	10	L1	L2
Single Upholstery	1.00	\$ 0	49	90	130	191	253	342	433	541	664	310	442

T = TFL W = Veneer S = Solid Surface

For ordering options, [see overview at the beginning of this section.](#)

Item	Model No.	W	D	H	Ship Wt	Cubic Ft	List Price
GANGING 90° CORNER TABLE WITH ONE LEG	378-9026CGT	26½	26½	15½	57	11.0	T\$ 983
							W\$ 1128
							S\$ 2098



Must Specify (in this order):

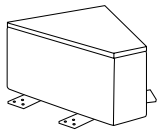
- Model #
- Surface Material
- Finish/Color
- Upholstery
- Leg/Color
- Power

Description

- Standard with: Upholstered Chassis, One Wood Leg, and Ganging Hardware
- Top Features Square Edge Profile with TFL and Veneer Top; Straight Edge Profile with Solid Surface Top
- Choose TFL (T), Veneer (W), or Solid Surface (S) Top
- Available with Contrasting Top and Legs
- Add Upholstery Grade Pricing to Top Material Price
- Optional Chrome or Powder Coated Leg ([Color Options](#)) and Power ([See Locations](#))

Add List Price/Grade	Yards	COM/1	2	3	4	5	6	7	8	9	10	L1	L2
Single Upholstery	1.00	\$ 0	49	90	130	191	253	342	433	541	664	310	442

Item	Model No.	W	D	H	Ship Wt	Cubic Ft	List Price
GANGING 45° CORNER TABLE	378-4526CGT	10-24 ¹³ / ₁₆	27 ⁷ / ₈	10½	46	11.0	T\$ 905
							W\$ 1093
							S\$ 2076



Must Specify (in this order):

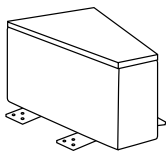
- Model #
- Surface Material
- Finish/Color
- Upholstery
- Power

Description

- Standard with: Upholstered Chassis and Ganging Hardware
- Top Features Square Edge Profile with TFL and Veneer Top; Straight Edge Profile with Solid Surface Top
- Choose TFL (T), Veneer (W), or Solid Surface (S) Top
- Add Upholstery Grade Pricing to Top Material Price
- Optional Power ([See Locations](#))

Add List Price/Grade	Yards	COM/1	2	3	4	5	6	7	8	9	10	L1	L2
Single Upholstery	1.00	\$ 0	49	90	130	191	253	342	433	541	664	310	442

Item	Model No.	W	D	H	Ship Wt	Cubic Ft	List Price
GANGING 22.5° CORNER TABLE	378-2226CGT	10-20 ³ / ₃₂	25 ³ / ₈	10½	48	10.0	T\$ 836
							W\$ 943
							S\$ 1733



Must Specify (in this order):

- Model #
- Surface Material
- Finish/Color
- Upholstery
- Power

Description

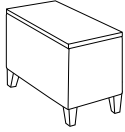
- Standard with: Upholstered Chassis and Ganging Hardware
- Top Features Square Edge Profile with TFL and Veneer Top; Straight Edge Profile with Solid Surface Top
- Choose TFL (T), Veneer (W), or Solid Surface (S) Top
- Add Upholstery Grade Pricing to Top Material Price
- Optional Power ([See Locations](#))

Add List Price/Grade	Yards	COM/1	2	3	4	5	6	7	8	9	10	L1	L2
Single Upholstery	1.00	\$ 0	49	90	130	191	253	342	433	541	664	310	442

T = TFL W = Veneer S = Solid Surface

For ordering options, [see overview at the beginning of this section.](#)

Item	Model No.	W	D	H	Ship Wt	Cubic Ft	List Price	
END TABLE	378-1626ET	16	26½	15½	42	11.0	T\$	899
							W\$	1001
							S\$	1647



Must Specify (in this order):

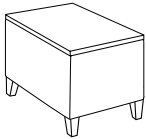
- Model #
- Surface Material
- Finish/Color
- Upholstery
- Leg/Color
- Power

Description

- Standard with: Upholstered Chassis and Wood Legs
- Top Features Square Edge Profile with TFL and Veneer Top; Straight Edge Profile with Solid Surface Top
- Choose TFL (T), Veneer (W), or Solid Surface (S) Top
- Available with Contrasting Top and Legs
- Add Upholstery Grade Pricing to Top Material Price
- Optional Chrome or Powder Coated Leg ([Color Options](#)) and Power ([See Locations](#))

Add List Price/Grade	Yards	COM/1	2	3	4	5	6	7	8	9	10	L1	L2
Single Upholstery	1.00	\$ 0	49	90	130	191	253	342	433	541	664	310	442

LAMP TABLE	378-2226ET	22	26½	15½	48.0	12.0	List Price	
							T\$	943
							W\$	1158
							S\$	1950



Must Specify (in this order):

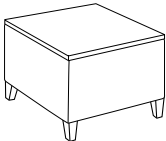
- Model #
- Surface Material
- Finish/Color
- Upholstery
- Leg/Color
- Power

Description

- Standard with: Upholstered Chassis and Wood Legs
- Top Features Square Edge Profile with TFL and Veneer Top; Straight Edge Profile with Solid Surface Top
- Choose TFL (T), Veneer (W), or Solid Surface (S) Top
- Available with Contrasting Top and Legs
- Add Upholstery Grade Pricing to Top Material Price
- Optional Chrome or Powder Coated Leg ([Color Options](#)) and Power ([See Locations](#))

Add List Price/Grade	Yards	COM/1	2	3	4	5	6	7	8	9	10	L1	L2
Single Upholstery	1.00	\$ 0	49	90	130	191	253	342	433	541	664	310	442

MAGAZINE TABLE	378-2626MT	26½	26½	15½	57	13.0	List Price	
							T\$	998
							W\$	1227
							S\$	2217



Must Specify (in this order):

- Model #
- Surface Material
- Finish/Color
- Upholstery
- Leg/Color
- Power

Description

- Standard with: Upholstered Chassis and Ganging Hardware
- Top Features Square Edge Profile with TFL and Veneer Top; Straight Edge Profile with Solid Surface Top
- Choose TFL (T), Veneer (W), or Solid Surface (S) Top
- Available with Contrasting Top and Legs
- Add Upholstery Grade Pricing to Top Material Price
- Optional Chrome or Powder Coated Leg ([Color Options](#)) and Power ([See Locations](#))

Add List Price/Grade	Yards	COM/1	2	3	4	5	6	7	8	9	10	L1	L2
Single Upholstery	1.00	\$ 0	49	90	130	191	253	342	433	541	664	310	442

T = TFL W = Veneer S = Solid Surface

For ordering options, [see overview at the beginning of this section.](#)

The Joy family of seating is both stylish and highly adjustable. Choose from task chairs or stools, mesh or upholstered backs, six arm or armless styles. Find the perfect fit with a back height adjustment, lumbar support, seat slider, and standard or synchro-tilt controls. Joy is rated for up to 400lbs, making this series the go-to for a diverse range of users, as well as a broad range of applications and styles.

CONSTRUCTION

- Backs are formed with a steel tubular frame with black or white mesh or plywood fully upholstered
- Seats are manufactured of plywood with molded foam, 3" thick in the seat and 1" thick in upholstered backs
- Contoured seat with waterfall edge for ergonomic comfort
- Adjustable backs feature 5-position ratchet adjustment for personalization
- Lumbar adjustment features 4 positions
- Pneumatic lift for simple and easy seat height adjustment
- Synchro tilt control features back tilt, multi-angle and locking recline, tension control
- Seat slider is standard on upholstered back models and optional on mesh back models
- Black polyurethane arms with chrome accent, where applicable
- Black nylon or polished aluminum five star base
- Ships fully assembled
- Rated for up to 400lbs

HOW TO ORDER EXAMPLES

MESH BACK TASK CHAIR

Model No.	Description	Example
853	Mesh Back Color	MBBL
	Primary Upholstery	CF Stinson Nova Spotlight
	Arm	FBC1
	Control	SY
	Base	ALM BASE
	Caster	BHC

UPHOLSTERED BACK TASK CHAIR

Model No.	Description	Example
853U	Primary Upholstery	CF Stinson Nova Spotlight
	Accent Upholstery	UF Brisa Original Sand
	Arm	FBC1
	Base	ALM BASE
	Caster	BHC
	Stitch Detail	STD (No)
	Height Adj. Back	HGT ADJ YES

MESH BACK UPHOLSTERY OPTIONS

Our "Open Market" Joy Seating is available with a pre-selected black fabric or black vinyl.

The seats on all other Mesh Back Task Chairs and Stools are available in a wide variety of graded-in or contract options, including fabric, vinyl, and leather.

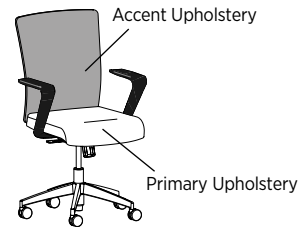
UPHOLSTERED BACK UPHOLSTERY OPTIONS

Available in single or contrasting upholsteries in a wide variety of graded-in or contract options, including fabric, vinyl, and leather.

Single Upholstery



Contrasting Upholstery



UPHOLSTERED BACK STITCH DETAIL

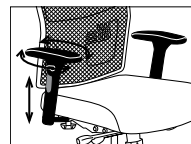
STD	No Stitch Detailing	Std
STITCH YES	Stitch Detailing	\$ N/C

UPHOLSTERED BACK HEIGHT ADJUSTMENT

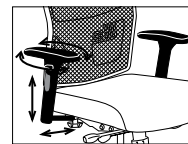
STD	No Height Adjustable Back	Std
HGT ADJ YES	5-Position Adjustable Back	\$ 102

ARM OPTIONS

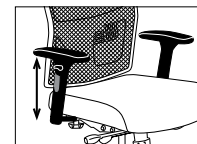
ACT2	Black Height Adjustable T with Sliding Pivot Pads	\$	STD
FBC1	Black Fixed Cantilever	\$	N/C
ACTF2	Black/Chrome Height Adjustable T with Fixed Arm Pads	\$	N/C
ACTF2W	Black/Chrome Height and Width Adjustable T with Fixed Arm Pads	\$	55
ACT2W	Black /Chrome Height and Width Adjustable T with Sliding Pivot Pads	\$	55



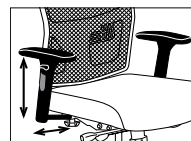
ACT2



ACT2W



ACTF2



ACTF2W



FBC1

MESH BACK TASK CHAIR CONTROL OPTIONS

SY	Swivel Synchro Tilt Control		Std
SS	Synchro Tilt Control with Seat Slider	\$	31

MESH BACK COLOR OPTIONS

MBBL	Black Mesh Back	\$	N/C
MBWH	White Mesh Back	\$	N/C

BASE OPTIONS

BLK BASE	Black Fiberglass Reinforced Nylon Base		Std
ALM BASE	Polished Aluminum Base	\$	108

CASTER OPTIONS

BCC	Black Dual Wheel Carpet Caster		Std
BHC	Black Soft Caster for Hard Surfaces		N/C
BG	Black Glides for All Surfaces		N/C
CHRC	Chrome-Rimmed Hard Surface Caster with Roll Control	\$	374

CERTIFICATIONS & COMPLIANCE

- CAL 117-2013 Compliance
- Intertek Sustainability Certified
- BIFMA level®
- ANSI/BIFMA® Certified
- TSCA Title VI (CARB) Compliance
- US Green Building's LEED® Contribution



Mesh Back Armless: 850
[\(See Details\)](#)



Mesh Back Armless: 851
(Open Market)
[\(See Details\)](#)



Upholstered Back Armless: 850U
[\(See Details\)](#)



Mesh Back with Arm: 852
(Open Market)
[\(See Details\)](#)



Mesh Back with Arm: 853
[\(See Details\)](#)



Upholstered Back with Arm: 853U
[\(See Details\)](#)



Mesh Back Armless Stool: 854
(Open Market)
[\(See Details\)](#)



Mesh Back Armless Stool: 855
[\(See Details\)](#)



Upholstered Back Armless Stool: 855U
[\(See Details\)](#)



Mesh Back with Arm Stool: 856
(Open Market)
[\(See Details\)](#)



Mesh Back with Arm Stool: 857
[\(See Details\)](#)



Upholstered Back with Arm Stool: 857U
[\(See Details\)](#)

TASK + SWIVEL SEATING (850 SERIES)

Item	Model No.	Chair Width	Chair Depth	Chair Height	Seat Width	Seat Depth	Seat Height	Arm Height	Ship Wt	Cubic Ft
ARMLESS TASK CHAIR WITH PRE-CONFIGURED UPHOLSTERY	851	20½	23	38½-43	20½	20	17-22	-	46	26.4



Open Market Only

Must Specify (in this order):

- Model #
- Mesh Back Color
- Fabric or Vinyl
- Control Option
- Base
- Casters

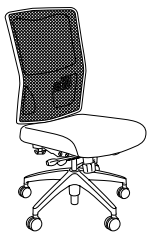
Description

- Standard with: Synchro Tilt Control, Adjustable Back Height with Lumbar Support, Black Nylon Base, and Black Carpet Casters
- Rated For Users Up To 400lbs
- Specify Your Choice of [Mesh Back Color](#), See Below Black Fabric or Vinyl on Seat, [See Control Options](#), [Two Base Options](#), and [Four Caster Options](#)

Open Market Seat Options:

SBFI	Black Fabric	\$ 924
SBVI	Black Vinyl	\$ 924

ARMLESS TASK CHAIR	850	20½	23	38½-43	20½	20	17-22	-	46	26.4
--------------------	-----	-----	----	--------	-----	----	-------	---	----	------



Must Specify (in this order):

- Model #
- Mesh Back Color
- Upholstery
- Control Option
- Base
- Casters

Description

- Standard with: Synchro Tilt Control, Adjustable Back Height with Lumbar Support, Black Nylon Base, and Black Carpet Casters
- Rated For Users Up To 400lbs
- Specify Your Choice of Seat Upholstery, [Mesh Back Color](#), [See Control Options](#), [Two Base Options](#), and [Four Caster Options](#)

List Price/Grade	COM	1	2	3	4	5	6	7	8	9	10	L1	L2
Single Upholstery	1.00	\$ 1236	1285	1326	1366	1427	1489	1578	1669	1777	1900	1546	1678

ARMLESS TASK CHAIR WITH UPHOLSTERED BACK	850U	20½	23	38½-43	20½	20	17-22	-	44	26.4
--	------	-----	----	--------	-----	----	-------	---	----	------



Shown with Optional Back Stitch Detail

Must Specify (in this order):

- Model #
- Primary Upholstery
- Accent Upholstery
- Base
- Casters
- Stitch Detail
- Adjustable Height Back

Description

- Standard with: Synchro Tilt Control with Seat Slider, Black Nylon Base, and Black Carpet Casters
- Available with Contrasting Upholsteries
- Optional 4" Stitch Detailing on Back; 7" Down From Top of Back
- Rated For Users Up To 400lbs
- Specify Your Choice of Upholstery, [Two Base Options](#), [Four Caster Options](#), [See Stitch Detailing](#), and [Adjustable Height Back Options](#)

List Price/Grade	COM	1	2	3	4	5	6	7	8	9	10	L1	L2
Single Upholstery	2.25	\$ 1310	1420	1513	1603	1740	1879	2080	2284	2527	2804	2008	2305
Contrasting Upholstery													
Primary	1.00	\$ 1310	1359	1400	1440	1501	1563	1652	1743	1851	1974	1620	1752
Accent	1.25	\$ 0	61	113	163	239	316	428	541	676	830	388	553

For ordering options, [see overview at the beginning of this section.](#)

TASK + SWIVEL SEATING (850 SERIES)

Item	Model No.	Chair Width	Chair Depth	Chair Height	Seat Width	Seat Depth	Seat Height	Arm Height	Ship Wt	Cubic Ft
TASK CHAIR WITH ARM WITH PRE-CONFIGURED UPHOLSTERY	852	25½	23	38½-43	20½	20	17-22	24½-27	46	26.4



Open Market Only

Must Specify (in this order):

- Model #
- Mesh Back Color
- Fabric or Vinyl
- Arm
- Control Option
- Base
- Casters

Description

- Standard with: Synchro Tilt Control, Adjustable Back Height with Lumbar Support, Black Height Adjustable T Arms with Sliding Pivot Pads, Black Nylon Base, and Black Carpet Casters
- Rated For Users Up To 400lbs
- Specify Your Choice of [Mesh Back Color](#), See Below Black Fabric or Vinyl on Seat, [See Arm Options](#), [See Control Options](#), [Two Base Options](#), and [Four Caster Options](#)

Open Market Seat Options:

SBFI	Black Fabric	\$ 1091
SBVI	Black Vinyl	\$ 1091

TASK CHAIR WITH ARM	853	25½	23	38½-43	20½	20	17-22	24½-27	46	26.4
---------------------	-----	-----	----	--------	-----	----	-------	--------	----	------



Must Specify (in this order):

- Model #
- Mesh Back Color
- Upholstery
- Arm
- Control Option
- Base
- Casters

Description

- Standard with: Synchro Tilt Control, Adjustable Back Height with Lumbar Support, Black Height Adjustable T Arms with Sliding Pivot Pads, Black Nylon Base, and Black Carpet Casters
- Rated For Users Up To 400lbs
- Specify Your Choice of Seat Upholstery, [Mesh Back Color](#), [See Arm Options](#), [See Control Options](#), [Two Base Options](#), and [Four Caster Options](#)

List Price/Grade	COM	1	2	3	4	5	6	7	8	9	10	L1	L2
Single Upholstery	1.00	\$ 1407	1456	1497	1537	1598	1660	1749	1840	1948	2071	1717	1849

TASK CHAIR WITH ARM AND UPHOLSTERED BACK	853U	25½	23	38½-43	20½	20	17-22	24½-27	46	26.4
--	------	-----	----	--------	-----	----	-------	--------	----	------



Shown with
FBC1 Arm Option

Must Specify (in this order):

- Model #
- Primary Upholstery
- Accent Upholstery
- Arm
- Base
- Casters
- Stitch Detail
- Adjustable Height Back

Description

- Standard with: Synchro Tilt Control with Seat Slider, Black Height Adjustable T Arms with Sliding Pivot Pads, Black Nylon Base, and Black Carpet Casters
- Available in Contrasting Upholsteries
- Optional 4" Stitch Detailing on Back; 7" Down From Top of Back
- Rated For Users Up To 400lbs
- Specify Your Choice of Upholstery, [See Arm Options](#), [Two Base Options](#), [See Stitch Detailing](#), [Adjustable Height Back Options](#) and [Four Caster Options](#)

List Price/Grade	COM	1	2	3	4	5	6	7	8	9	10	L1	L2
Single Upholstery	2.25	\$ 1521	1631	1724	1814	1951	2090	2291	2495	2738	3015	2219	2516
Contrasting Upholstery													
Primary	1.00	\$ 1521	1570	1611	1651	1712	1774	1863	1954	2062	2185	1831	1963
Accent	1.25	\$ 0	61	113	163	239	316	428	541	676	830	388	553

For ordering options, [see overview at the beginning of this section.](#)

Item	Model No.	Chair Width	Chair Depth	Chair Height	Seat Width	Seat Depth	Seat Height	Arm Height	Ship Wt	Cubic Ft
ARMLESS STOOL WITH PRE-CONFIGURED UPHOLSTERY	854	20½	21	47-57¾	20½	18	24¼-35	-	51	26.5



Open Market Only

Must Specify (in this order):

- Model #
- Mesh Back Color
- Fabric or Vinyl
- Base
- Casters

Description

- Standard with: Adjustable Back Height with Lumbar Support, Black Nylon Base, Black Carpet Casters, and 20" Adjustable Chrome Foot Ring
- Foot Ring Has 8" Adjustment Range
- Seat Slider Not Available on Stools
- Rated For Users Up To 400lbs
- Specify Your Choice of [Mesh Back Color](#), See Below Black Fabric or Vinyl on Seat, [Two Base Options](#), and [Four Caster Options](#)

Open Market Seat Options:

SBFI	Black Fabric	\$ 983
SBVI	Black Vinyl	\$ 983

ARMLESS STOOL	855	20½	21	47-57¾	20½	18	24¼-35	-	51	26.5
---------------	-----	-----	----	--------	-----	----	--------	---	----	------



Must Specify (in this order):

- Model #
- Mesh Back Color
- Upholstery
- Base
- Casters

Description

- Standard with: Adjustable Back Height with Lumbar Support, Black Nylon Base, Black Carpet Casters, and 20" Adjustable Chrome Foot Ring
- Foot Ring Has 8" Adjustment Range
- Seat Slider Not Available on Stools
- Rated For Users Up To 400lbs
- Specify Your Choice of Seat Upholstery, [Mesh Back Color](#), [Two Base Options](#), and [Four Caster Options](#)

List Price/Grade	COM	1	2	3	4	5	6	7	8	9	10	L1	L2
Single Upholstery	0.75	\$ 1297	1334	1365	1395	1440	1487	1554	1622	1703	1795	1530	1629

For ordering options, [see overview at the beginning of this section.](#)

TASK + SWIVEL SEATING (850 SERIES)

Item	Model No.	Chair Width	Chair Depth	Chair Height	Seat Width	Seat Depth	Seat Height	Arm Height	Ship Wt	Cubic Ft
ARMLESS STOOL WITH UPHOLSTERED BACK	855U	20½	21	47-57¾	20½	18	24¼-35	-	49	26.5



Shown with Optional Back Stitch Detail

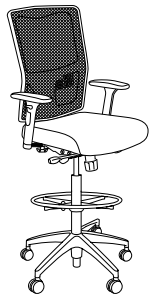
Must Specify (in this order):
 Model #
 Primary Upholstery
 Accent Upholstery
 Base
 Casters
 Stitch Detail
 Adjustable Height Back

Description

- Standard with: Black Nylon Base, Black Carpet Casters, and 20" Adjustable Chrome Foot Ring
- Available in Contrasting Upholsteries
- Optional 4" Stitch Detailing on Back; 7" Down From Top of Back
- Foot Ring Has 8" Adjustment Range
- Seat Slider Not Available on Stools
- Rated For Users Up To 400lbs
- Specify Your Choice of Upholstery, [Two Base Options](#), [Four Caster Options](#), [See Back Stitch Detail](#), and [Adjustable Height Back Options](#)

List Price/Grade	COM	1	2	3	4	5	6	7	8	9	10	L1	L2
Single Upholstery	2.00 \$	1412	1510	1592	1672	1794	1918	2096	2278	2494	2740	2032	2296
Contrasting Upholstery													
Primary	0.75 \$	1412	1449	1480	1510	1555	1602	1669	1737	1818	1910	1645	1744
Accent	1.25 \$	0	61	112	162	239	316	427	541	676	830	387	552

STOOL WITH ARM, PRE-CONFIGURED UPHOLSTERY	856	25½	21	47-57¾	20½	18	24¼-35	31¾-42½	51	26.5
---	-----	-----	----	--------	-----	----	--------	---------	----	------



Open Market Only

Must Specify (in this order):
 Model #
 Mesh Back Color
 Fabric or Vinyl
 Arm
 Base
 Casters

Description

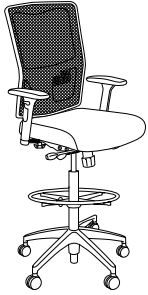
- Standard with: Adjustable Back Height with Lumbar Support, Black Nylon Base, Black Carpet Casters, and 20" Adjustable Chrome Foot Ring
- Foot Ring Has 8" Adjustment Range
- Seat Slider Not Available on Stools
- Rated For Users Up To 400lbs
- Specify Your Choice of [Mesh Back Color](#), See Below Black Fabric or Vinyl on Seat, [See Arm Options](#), [See Control Options](#), [Two Base Options](#), and [Four Caster Options](#)

Open Market Seat Options:

SBFI	Black Fabric	\$	1151
SBVI	Black Vinyl	\$	1151

For ordering options, [see overview at the beginning of this section.](#)

Item	Model No.	Chair Width	Chair Depth	Chair Height	Seat Width	Seat Depth	Seat Height	Arm Height	Ship Wt	Cubic Ft
STOOL WITH ARM	857	25½	21	47-57¾	20½	18	24¼-35	31¾-42½	51	26.5



Description

- Standard with: Adjustable Back Height with Lumbar Support, Black Nylon Base, Black Carpet Casters, and 20" Adjustable Chrome Foot Ring
- Foot Ring Has 8" Adjustment Range
- Seat Slider Not Available on Stools
- Rated For Users Up To 400lbs
- Specify Your Choice of Seat Upholstery, [Mesh Back Color](#), [See Arm Options](#), [Two Base Options](#), [See Back Stitch Detail](#), and [Four Caster Options](#)

Must Specify (in this order):

- Model #
- Mesh Back Color
- Upholstery
- Arm
- Base
- Casters

List Price/Grade	COM	1	2	3	4	5	6	7	8	9	10	L1	L2
Single Upholstery	0.75	\$ 1466	1503	1534	1564	1609	1656	1723	1791	1872	1964	1699	1798

STOOL WITH ARM AND UPHOLSTERED BACK	857U	25½	21	47-57¾	20½	18	24¼-35	31¾-42½	49	26.5
-------------------------------------	------	-----	----	--------	-----	----	--------	---------	----	------



Shown with
FBCI Arm Option

Description

- Standard with: Black Nylon Base, Black Carpet Casters, and 20" Adjustable Chrome Foot Ring
- Available in Contrasting Upholstries
- Optional 4" Stitch Detailing on Back; 7" Down From Top of Back
- Foot Ring Has 8" Adjustment Range
- Seat Slider Not Available on Stools
- Rated For Users Up To 400lbs
- Specify Your Choice of Upholstery, [Two Base Options](#), [Four Caster Options](#), [See Back Stitch Detail](#), and [Adjustable Height Back Options](#)

List Price/Grade	COM	1	2	3	4	5	6	7	8	9	10	L1	L2
⁸⁵⁷ U Single Upholstery	2.00	\$ 1623	1721	1803	1883	2005	2129	2307	2489	2705	2951	2243	2507
Contrasting Upholstery													
⁸⁵⁷ U Primary (Seat)	0.75	\$ 1623	1660	1691	1721	1766	1813	1880	1948	2029	2121	1856	1955
⁸⁵⁷ U Accent (Back)	1.25	\$ 0	61	112	162	239	316	427	541	676	830	387	552

Must Specify (in this order):

- Model #
- Primary Upholstery
- Accent Upholstery
- Arm
- Base
- Casters
- Stitch Detail
- Adjustable Height Back

For ordering options, [see overview at the beginning of this section.](#)

Handsome styling with elegant detailing makes Kennerly a mainstay for today's traditional environments. Precisely placed trim nails and button-tufted or plain back models complete the line. Swivels feature swivel-tilt control with pneumatic height adjustment.

CONSTRUCTION

- Exposed wood components and chair frame are manufactured using European Beech and are free of spirits, discoloration, pits, shakes, and wormholes; base caps are manufactured using select maple
- All chair joints are double-doweled or mortised and tenoned, screwed, and glued for maximum strength and durability
- All seats feature corner blocking
- Frames are individually hand assembled and sanded prior to being finished
- Non-marring nylon glides included in each leg at floor level
- If applicable, caster options include hooded casters available in black, brass and silver or choose black soft casters for hard surfaces
- High Grade Polyurethane Foam, 1½" thick in the seat and back
- Textiles are sewn with double stitch seams
- High quality sinuous springs with weight distribution rods ensure a comfortable seating application
- Seating rated for users up to 275lbs
- Ships fully assembled

HOW TO ORDER EXAMPLE

Model No.	Description	Example
132TB	Finish	DC
	Upholstery	Cortina Davenport Bark
	Nail Trim	NABRS
	Control	KT
	Casters	BLCS

WOOD FINISHES

Indiana Furniture uses a multi-step, hand finishing process on all exposed wood frames.

Chairs feature a catalyzed varnish finish which offers durability, lasting beauty, and resistance to normal wear.

AW Artisan Walnut	LW Legacy Walnut
AS Asian Night	MW Mahogany Walnut
BW Beigewood*	MO Medium Oak*
BL Black	ORW Oak Riftwood*
CO Columbian Walnut	PNW Pinnacle Walnut
DC Dark Cherry	SCH Select Cherry
DFW Dark Forest Walnut*	SKC Shaker Cherry
WH Designer White	SBP Smoky Brown Pear*
EF Espresso	TK Studio Teak
FO Fawn Oak*	SM Sugar Maple
GC Golden Cherry	SW Sunglow Walnut
HVM Harvest Maple*	WTA Weathered Ash*
HW Harvest Walnut	WC Williamsburg Cherry

* Finish is Low Sheen

UPHOLSTERY OPTIONS

Available in single upholstery in a wide variety of graded-in or contract options, including fabric, vinyl, and leather.

NAIL TRIM OPTIONS

NABRS	Brass Nail Trim	Std
NSLVR	Silver Nail Trim	\$ N/C
NONT	No Nail Trim	\$ N/C

CONTROL OPTIONS (IF APPLICABLE)

STD	Swivel-Tilt with Adjustable Tension Spring	Std
KT	Knee-Tilt Control	\$ Empty Field!

CASTER OPTIONS (IF APPLICABLE)

BRCS	Brass Hooded Casters	Std
BLCS	Black Hooded Casters	\$ N/C
SLCS	Silver Hooded Casters	\$ N/C
BHC	Black Soft Caster for Hard Surfaces	\$ N/C


(Available on 132TB and 132 only)

GLIDE OPTIONS (FOR MODELS WITHOUT CASTERS)


STD	Nylon Glides	Std
FELT	Felt Glides	\$ N/C

CERTIFICATIONS & COMPLIANCE


- CAL 117-2013 Compliance
- Intertek Sustainability Certified
- BIFMA level® Certified
- BIFMA Compliant® Certified
- TSCA Title VI (CARB) Compliance
- US Green Building's LEED® Contribution




Tufted High Back
Swivel:
132TB
[\(See Details\)](#)




Tufted High Back
Guest:
136TB
[\(See Details\)](#)



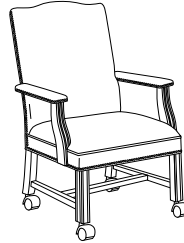
Tufted High Back on
Casters:
138TB
[\(See Details\)](#)



High Back
Swivel:
132
[\(See Details\)](#)




High Back
Guest:
136
[\(See Details\)](#)



High Back on
Casters:
138
[\(See Details\)](#)

Item	Model No.	Chair Width	Chair Depth	Chair Height	Seat Width	Seat Depth	Seat Height	Arm Height	Ship Wt	Cubic Ft
TUFTED HIGH BACK SWIVEL	132TB	27	26	40-43	21	18	16-20	27-30	72	24.2



Description

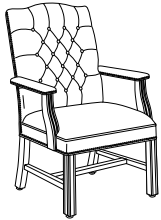
- Standard with: Swivel Tilt Control with Adjustable Tension, Pneumatic Height Adjustment, Tufted Back, Brass Nail Trim, 5-Star Base with Decorative Hardwood Caps, and Brass Hooded Dual Wheel Casters
- Additional Options: [See Nail Trim Options](#), [Four Casters Options](#), and [Knee-Tilt Control Option](#)

List Price/Grade	Yards	COM/1	2	3	4	5	6	7	8	9	10	L1	L2
Single Upholstery	3.00	\$ 2414	2561	2684	2804	2987	3173	3440	3713	4037	4406	3344	3740

Must Specify (in this order):

- Model #
- Finish
- Upholstery
- Nail Trim
- Control
- Caster

TUFTED HIGH BACK GUEST	136TB	26½	27½	41½	21¼-19½	17¾	18	28	44	23.4
------------------------	-------	-----	-----	-----	---------	-----	----	----	----	------



Description

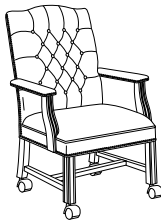
- Standard with: Tufted Back, Brass Nail Trim, and Nylon Glides
- Seat is Slightly Wider in Front
- [See Nail Trim Options](#)

List Price/Grade	Yards	COM/1	2	3	4	5	6	7	8	9	10	L1	L2
Single Upholstery	3.00	\$ 2089	2236	2359	2479	2662	2848	3115	3388	3712	4081	3019	3415

Must Specify (in this order):

- Model #
- Finish
- Upholstery
- Nail Trim
- Glide

TUFTED HIGH BACK GUEST ON CASTERS	138TB	26½	27½	41½	21¼-19½	17¾	18	28	44	23.4
-----------------------------------	-------	-----	-----	-----	---------	-----	----	----	----	------



Description

- Standard with: Tufted Back, Brass Nail Trim, and Brass Hooded Dual Wheel Casters
- Seat is Slightly Wider in Front
- Additional Options: [See Nail Trim Options](#) and [Four Casters Options](#)


List Price/Grade	Yards	COM/1	2	3	4	5	6	7	8	9	10	L1	L2
Single Upholstery	3.00	\$ 2157	2304	2427	2547	2730	2916	3183	3456	3780	4149	3087	3483

Must Specify (in this order):

- Model #
- Finish
- Upholstery
- Nail Trim
- Caster

For ordering options, [see overview at the beginning of this section.](#)

Item	Model No.	Chair Width	Chair Depth	Chair Height	Seat Width	Seat Depth	Seat Height	Arm Height	Ship Wt	Cubic Ft
HIGH BACK SWIVEL	132	27	26	40-43	21	18	16-20	27-30	72	24.2



Description

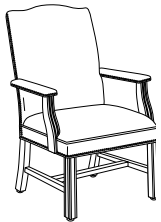
- Standard with: Swivel Tilt Control with Adjustable Tension, Pneumatic Height Adjustment, Brass Nail Trim, 5-Star Base with Decorative Hardwood Caps, and Brass Hooded Dual Wheel Casters
- Additional Options: [See Nail Trim Options](#), [Four Casters Options](#), and [Knee-Tilt Control Option](#)

List Price/Grade	Yards	COM/1	2	3	4	5	6	7	8	9	10	L1	L2
Single Upholstery	2.50	\$ 2240	2363	2465	2565	2718	2873	3095	3323	3593	3900	3015	3345

Must Specify (in this order):

- Model #
- Finish
- Upholstery
- Nail Trim
- Control
- Caster

HIGH BACK GUEST	136	26½	27½	41½	21¼-19¾	17¾	18	28	44	23.4
-----------------	-----	-----	-----	-----	---------	-----	----	----	----	------



Description

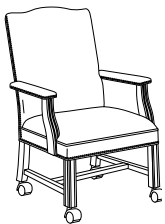
- Standard with: Brass Nail Trim and Nylon Glides
- Seat is Slightly Wider in Front
- [See Nail Trim Options](#)

List Price/Grade	Yards	COM/1	2	3	4	5	6	7	8	9	10	L1	L2
Single Upholstery	2.50	\$ 1910	2033	2135	2235	2388	2543	2765	2993	3263	3570	2685	3015

Must Specify (in this order):

- Model #
- Finish
- Upholstery
- Nail Trim

HIGH BACK GUEST ON CASTERS	138	26½	27½	41½	21¼-19¾	17¾	18	28	44	23.4
----------------------------	-----	-----	-----	-----	---------	-----	----	----	----	------



Description

- Standard with: Brass Nail Trim and Brass Hooded Dual Wheel Casters
- Seat is Slightly Wider in Front
- Additional Options: [See Nail Trim Options](#) and [Four Casters Options](#)

List Price/Grade	Yards	COM/1	2	3	4	5	6	7	8	9	10	L1	L2
Single Upholstery	2.50	\$ 1978	2101	2203	2303	2456	2611	2833	3061	3331	3638	2753	3083

Must Specify (in this order):

- Model #
- Finish
- Upholstery
- Nail Trim
- Caster

For ordering options, [see overview at the beginning of this section.](#)

A modern collection designed to address a wide range of applications for today’s social workplaces and community spaces. KickStart’s flexible lounge and table offerings combine with collaborative elements to create inviting spaces for people to gather, work, re-energize, and learn.

The collection’s classic forms and refined scale are enhanced through precise details, tailored upholstery and a horizontal stitch detail. Two back styles, with or without a pillow, combine with upholstery options to create a versatile aesthetic ranging from sophisticated to casual.

CONSTRUCTION

- Internal wood components and frame are manufactured using Baltic Birch and European Beech
- Frames are individually hand assembled, and all chair joints are mortised and tenoned, screwed and glued for maximum strength and durability
- Metal legs are 9”H and are available in Aluminum or Chrome
- Non-marring Nylon Glides included in each leg at floor level
- High Grade Polyurethane Foam, 3½” thick in the seat and 2” thick in the back
- Optional Accent Pillow Backs, measuring 22½” x 3¼” x 13½” are attached with a nylon hook and loop material
- Modular units and tables connect using pre-installed metal ganging brackets
- Upholstered units ship fully assembled, while tables may require some assembly
- Tablet Arm surface measures 10” x 14” x 1”
- Tablet Arm surface and Tables feature Square edge profile
- Seating rated for users up to 275lbs

HOW TO ORDER EXAMPLE

UPHOLSTERED MODELS		
Model No.	Description	Example
550H	Primary Upholstery	Mayer Fedora Fawn
	High Surround Upholstery	CF Stinson Outlander Acorn
	Accent Pillow Upholstery (if applicable)	Mayer Fedora Light Grey
	Leg Color	CHRM
	Tablet Arm Material/Location (if applicable)	TL
	Tablet Arm Color (if applicable)	WTA
	Power/Color/Location (if applicable)	ECSL

TABLES		
Model No.	Description	Example
550-2426GT	Table Color/Finish	WTA
	Leg Color	CHRM
	Power/Color/Location	PWRUSBA

UPHOLSTERY RECOMMENDATIONS

Available in single or contrasting upholstery in a wide variety of graded-in or contract options, including fabric, vinyl, and leather.

The use of upholstery patterns and stripes is highly discouraged as they may result in alignment issues.

HIGH SURROUND UPHOLSTERY OPTIONS

To ensure a proper fit and finish on the High Surround feature of the KickStart models, we will require upholsteries to fit within a specific range of stretch. To make specification easier for you, we have pre-approved upholsteries for the High Surround feature. These are included on the [Stinson Revive Card](#) and can be found at www.IndianaFurniture.com. They include:

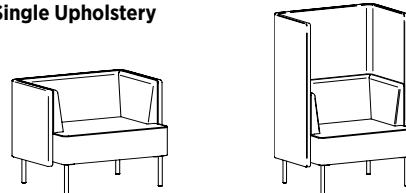
- | | | |
|-------------------|-----------------|--------------|
| Ace (GR3) | Drift (GR5) | Ritz (GR4) |
| Artisan (GR3) | Harrison (GR5) | Sarto (GR5) |
| Baxter (GR4) | Lorelai (GR5) | Sprint (GR3) |
| Bryant Park (GR3) | Moby (GR3) | |
| Cush (GR3) | Outlander (GR4) | |

Additional pre-approved fabrics include Blip (GR3), Highlight (GR3), Inside Track (GR3), and Shift (GR3) and can be viewed at www.cfstinson.com.

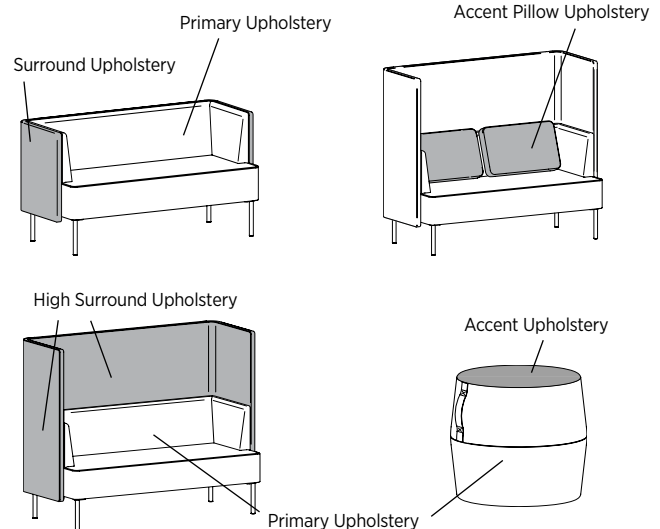
All other Upholsteries need approval prior to application. See the [Approval Form](#) for more information.

SINGLE AND CONTRASTING UPHOLSTERY OPTIONS

Single Upholstery



Contrasting Upholstery



LEG OPTIONS

Must specify leg color.

- ALUM Aluminum Legs
- CHRM Chrome Legs

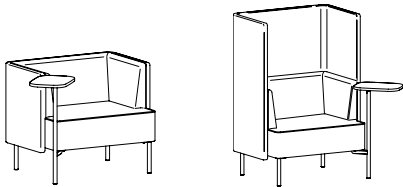
For Bistro Tables

- ALUM Aluminum Legs Std
- CHRM Chrome Legs \$ 101

TABLET ARM OPTIONS

Note: Specified by Facing the Chair

- TR TFL Tablet, Right \$ 600
- PR HPL Tablet, Right \$ 718
- WR Veneer Tablet, Right \$ 718
- TL TFL Tablet, Left \$ 600
- PL HPL Tablet, Left \$ 718
- WL Veneer Tablet, Left \$ 718



TFL (T) AND HPL (P) LAMINATE OPTIONS

WOODGRAIN

- | | |
|---------------------|------------------------|
| AS Asian Night | PNW Pinnacle Walnut |
| BW Beigewood | SCH Select Cherry |
| CO Columbian Walnut | SKC Shaker Cherry |
| EF Espresso | SBP Smoky Brown Pear |
| GC Golden Cherry | TK Studio Teak |
| HVM Harvest Maple | SM Sugar Maple |
| MW Mahogany Walnut | WTA Weathered Ash |
| ORW Oak Riftwood | WC Williamsburg Cherry |

SOLID

- | | |
|-------------------|----------------|
| BL Black | PPD Pepperdust |
| WH Designer White | SG Slate Grey |
| FHG Fashion Grey | WHS White Sand |

VENEER (W) OPTIONS

Veneer tops feature UVAdvantage, an ultra-violet finish, on all exposed surfaces by utilizing roll-coat UV technology.

- | | |
|------------------------|------------------------|
| AW Artisan Walnut | MW Mahogany Walnut |
| AS Asian Night | MO Medium Oak* |
| CO Columbian Walnut | ORW Oak Riftwood* |
| DC Dark Cherry | SCH Select Cherry |
| DFW Dark Forest Walnut | SKC Shaker Cherry |
| EF Espresso | SBP Smoky Brown Pear |
| FO Fawn Oak* | SM Sugar Maple |
| GC Golden Cherry | SW Sunglow Walnut |
| HVM Harvest Maple | WTA Weathered Ash* |
| HW Harvest Walnut | WC Williamsburg Cherry |
| LW Legacy Walnut | |

* Finish is Low Sheen

POWER OPTIONS

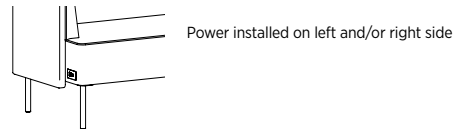
Note: Specified by Facing the Chair

Power locations for lounge units are located 11¼" up from the glide and 3½" in from the outside of the arm. For modular units, the power is located 11¼" up from the glide and 4" in from the outside of the unit.

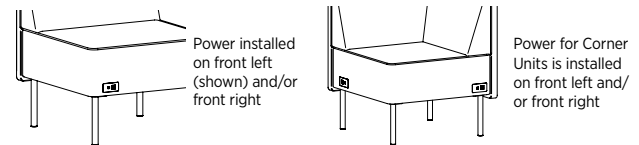
Up to two (2) ECA power ports may be used in each upholstered unit. ECA Power port comes with one (1) outlet and two (2) USB

- | | | |
|-------|---------------------------------------|---------|
| ECSL | ECA Cove, Left Port, Silver | \$ 915 |
| ECSR | ECA Cove, Right Port, Silver | \$ 915 |
| ECSLR | ECA Cove, Left and Right Port, Silver | \$ 1830 |
| ECBL | ECA Cove, Left Port, Black | \$ 915 |
| ECBR | ECA Cove, Right Port, Black | \$ 915 |
| ECBLR | ECA Cove, Left and Right Port, Black | \$ 1830 |

Standard Upholstered Units offer power ports on left and/or right side of unit




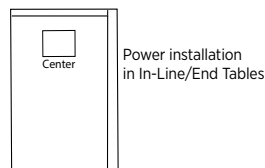
Modular Upholstered Units offer power ports on front left and/or front right of unit



Modular Ganging Tables:

Note: Does Not Include Bistro Tables

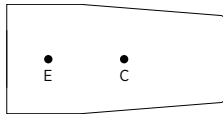
- | | | |
|-------------|--|--------|
| EPWRUSBA | ECA Cove, Aluminum | \$ 829 |
| EPWRUSBB | ECA Cove, Black | \$ 829 |
| 01-DOCK950W | Dock 950 Wireless Charger, White, Specify Location | \$ 249 |
| 01-DOCK950B | Dock 950 Wireless Charger, Black, Specify Location | \$ 249 |
| 01-DOCK150W | Dock 150 Wireless & USB Charger, White, Specify Location | \$ 380 |
| 01-DOCK150B | Dock 150 Wireless & USB Charger, Black, Specify Location | \$ 380 |



POWER OPTIONS - ECA COVE CONTINUED

Media Table:

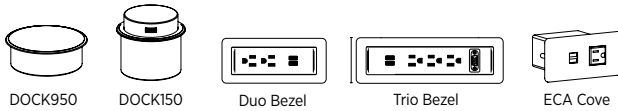
01-DUOBEZELW	Duo Bezel, White, Specify Location	\$ 633
01-DUOBEZELB	Duo Bezel, Black, Specify Location	\$ 633
01-DUOBEZELS	Duo Bezel, Silver, Specify Location	\$ 633
01-TRIOBEZELW	Trio Bezel, White, Specify Location	\$ 680
01-TRIOBEZELB	Trio Bezel, Black, Specify Location	\$ 680
01-TRIOBEZELS	Trio Bezel, Silver, Specify Location	\$ 680
01-DOCK950W	Dock 950 Wireless Charger, White, Specify Location	\$ 249
01-DOCK950B	Dock 950 Wireless Charger, Black, Specify Location	\$ 249
01-DOCK150W	Dock 150 Wireless & USB Charger, White, Specify Location	\$ 380
01-DOCK150B	Dock 150 Wireless & USB Charger, Black, Specify Location	\$ 380



Power locations for Media Table are
End, Center, or End and Center

E = End C = Center EC = End and Center

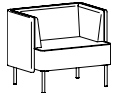
E = 12" from monitor end
C = Centered



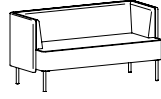
CERTIFICATIONS & COMPLIANCE

- CAL 117-2013 Compliance
- Intertek Sustainability Certified
- BIFMA level® Certified
- BIFMA Compliant® Certified
- TSCA Title VI (CARB) Compliance
- US Green Building's LEED® Contribution

Standard Components



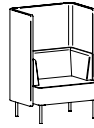
Club Chair:
550
[\(See Details\)](#)



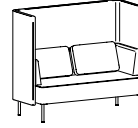
Settee:
5502
[\(See Details\)](#)



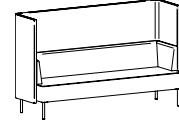
Sofa:
5503
[\(See Details\)](#)



Club Chair with High Surround:
550H
[\(See Details\)](#)



Settee with High Surround: 5502H
(Shown with optional pillows)
[\(See Details\)](#)



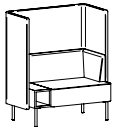
Sofa with High Surround: 5503H
[\(See Details\)](#)



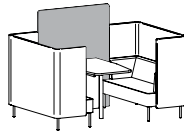
Pouffe:
550-1617PF
[\(See Details\)](#)

Booth Settee with High Surround:
5502HR (Right)
5502HL (Left)
[\(See Details\)](#)

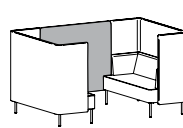
Booth Sofa with High Surround:
5503HR (Right)
5503HL (Left)
[\(See Details\)](#)



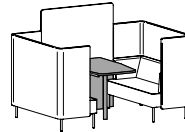
Club Nook with High Surround:
550HNR (Right)
550HNL (Left)
[\(See Details\)](#)



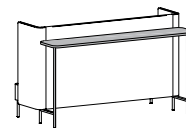
High Surround Center Panel:
5560HP (TFL)
5560HPV (Veneer)
5560HPU (Upholstered)
[\(See Details\)](#)



Low Surround Center Panel:
5540HP (TFL)
5540HPV (Veneer)
5540HPU (Upholstered)
[\(See Details\)](#)



Media Peninsula:
550-3072MPS (TFL)
550-3072MPSH (HPL)
550-3072MPSV (Veneer)
550-3048MPS (TFL)
550-3048MPSH (HPL)
550-3048MPSV (Veneer)
[\(See Details\)](#)



Bistro Table:
550-1681BT (TFL)
550-1681BTH (HPL)
550-1681BTV (Veneer)
550-1657BT (TFL)
550-1657BTH (HPL)
550-1657BTV (Veneer)
[\(See Details\)](#)

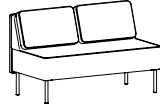


Purse Hook:
01-HOOK
[\(See Details\)](#)

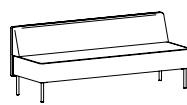
Modular Components



Modular Club Chair: 550N
[\(See Details\)](#)



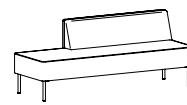
Modular Settee: 5502N
(Shown with optional pillows)
[\(See Details\)](#)




Modular Sofa: 5503N
[\(See Details\)](#)



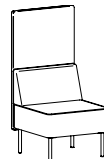
Modular Chaise Settee:
5502CR (Right)
5502CL (Left)
[\(See Details\)](#)




Modular Chaise Sofa:
5503CR (Right)
5503CL (Left)
[\(See Details\)](#)




Modular Corner Unit:
550-90C
[\(See Details\)](#)




Modular Club Chair with High Surround: 550NH
[\(See Details\)](#)




Modular Settee with High Surround:
5502NH
[\(See Details\)](#)



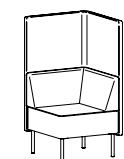
Modular Sofa with High Surround: 5503NH
[\(See Details\)](#)




Modular Chaise Settee with High Surround:
5502CHR (Right)
5502CHL (Left)
[\(See Details\)](#)



Modular Chaise Sofa with High Surround:
5503CHR (Right)
5503CHL (Left)
[\(See Details\)](#)



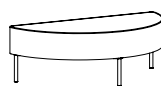
Modular Corner Unit with High Surround:
550-90CH
[\(See Details\)](#)



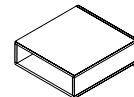
Ottoman:
550-2424OT
[\(See Details\)](#)



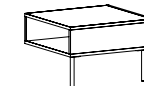
Bench:
550-5024RT
[\(See Details\)](#)



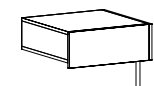
Half Round Bench:
550-5024HR
[\(See Details\)](#)



In-Line Table:
550-2426GT (TFL)
550-2426GTH (HPL)
550-2426GTV (Veneer)
550-1826GT (TFL)
550-1826GTH (HPL)
550-1826GTV (Veneer)
[\(See Details\)](#)

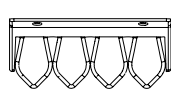


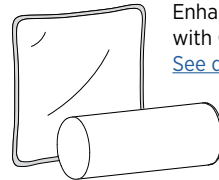
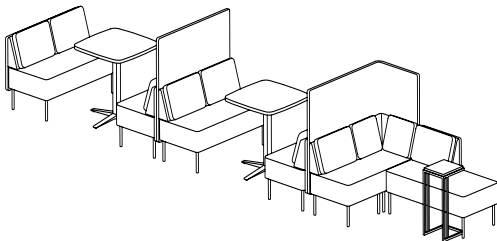
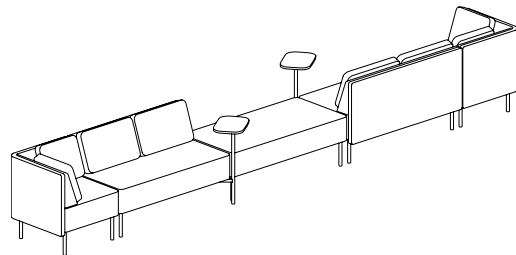
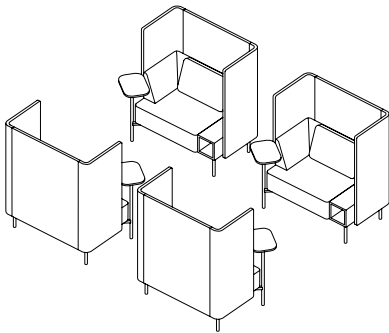
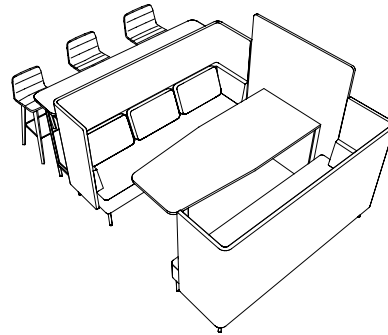
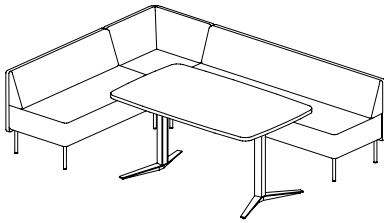
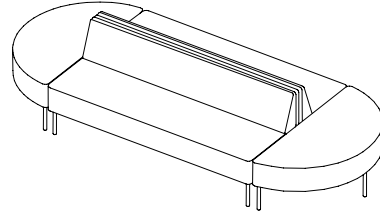
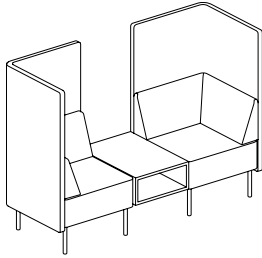
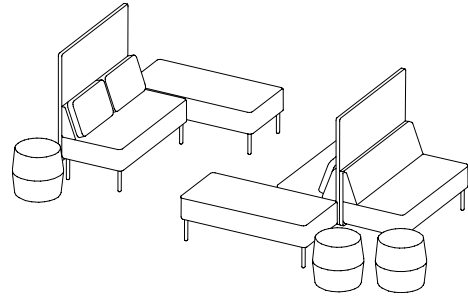
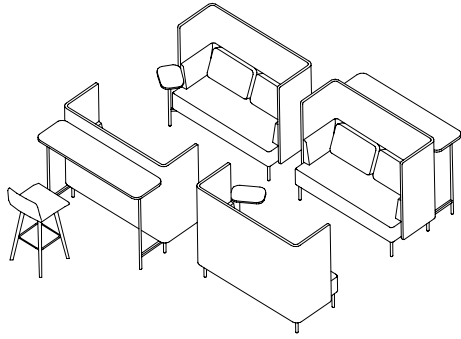
End Table:
550-2426ET (TFL)
550-2426ETH (HPL)
550-2426ETV (Veneer)
550-1826ET (TFL)
550-1826ETH (HPL)
550-1826ETV (Veneer)
[\(See Details\)](#)



Corner Table:
550-9026CGT (TFL)
550-9026CGTH (HPL)
550-9026CGTV (Veneer)
[\(See Details\)](#)

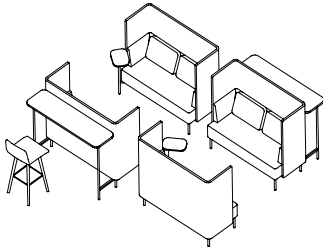
Power + Accessories





Enhance your space
with Cush Pillows.
[See details.](#)

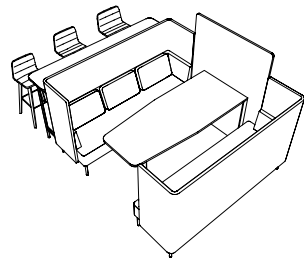
Item	Model No.	Width	Depth	Height	Ship Wt	Cubic Ft	List Price
HIGH SURROUNDS AND BISTRO TABLES	550-1	126	152	49	665	277.6	27843



CONSISTS OF:		QTY		
5502H	2	Settee with High Surround (Gr 1) Shown with Optional Pillows	\$	12172
5502H	1	Settee with High Surround (Gr 1) Shown with Optional Pillows and HPL Tablet Arm, Left	\$	6086
5502H	1	Settee with High Surround (Gr 1) Shown with Optional Pillows and HPL Tablet Arm, Right	\$	6086
550-1657BTH	2	Bistro Table, HPL with Aluminum Leg	\$	2156
NAS-1C	1	Natta Stool (Gr 1)	\$	1343

Products are available as left or right and with other features, where applicable
 Width includes 12" between settees and Depth includes 48" between facing settees
 Grade 1 single upholstery and standard aluminum table leg pricing
 List prices do not include optional pillows or tablet arm

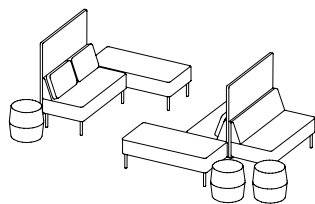
HIGH SURROUND BOOTH AND BISTRO TABLE	550-2	116 ½	81	60	623	252.8	19291
--------------------------------------	-------	-------	----	----	-----	-------	-------



CONSISTS OF:		QTY		
5503HL	1	Booth Sofa with High Surround, Left (Gr 1) Shown with Optional Pillows	\$	7824
5503HR	1	Booth Sofa with High Surround, Right (Gr 1) Shown with Optional Pillows	\$	7824
5560HPU	1	Upholstered High Surround Center Panel for Media Table (Gr 1)	\$	1012
550-3072MPS	1	Media Peninsula, TFL`	\$	1666
550-1681BT	1	Bistro Table, TFL with Aluminum Leg	\$	965

Products are available as left or right and with other features, where applicable
 Grade 1 with standard metal leg pricing
 List prices do not include optional pillows

SETTEE + BENCHES + POUFFES	550-4	156	96	49	264	178.4	15763
----------------------------	-------	-----	----	----	-----	-------	-------

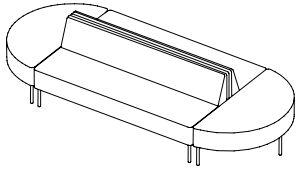


CONSISTS OF:		QTY		
5502N	1	Modular Settee (Gr 1)	\$	3160
550-1617PF	3	Pouffe (Gr 1)	\$	2151
5502NH	2	Modular Settee with High Surround Shown with Optional Pillows	\$	7180
550-5024RT	2	Modular Bench (Gr 1)	\$	3272

Products are available as left or right and with other features, where applicable
 Grade 1 with standard metal leg pricing
 List prices do not include optional pillows

For ordering options, [see overview at the beginning of this section.](#)

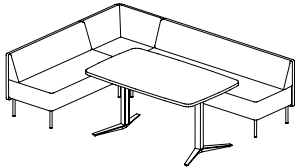
Item	Model No.	Width	Depth	Height	Ship Wt	Cubic Ft	List Price
OVAL SHAPED UNIT	550-5	120	50	29 ½	242	224.6	\$ 10470



CONSISTS OF:		QTY		
5503N	2	Modular Sofa (Gr 1)	\$	7752
550-5024HR	2	Modular Half Round Bench (Gr 1)	\$	2718

Products are available as left or right and with other features, where applicable
Grade 1 with standard metal leg pricing

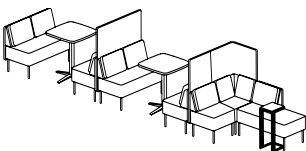
L GROUP WITH TABLE	550-10	96	72	29 ½	354	147.9	\$ 12153
--------------------	--------	----	----	------	-----	-------	----------



CONSISTS OF:		QTY		
5503N	1	Modular Sofa (GR 1)	\$	3876
550-90C	1	Modular Corner Unit (Gr 1)	\$	2799
5502N	1	Modular Settee (Gr 1)	\$	3160
86-3660SMT	1	Tri-One Soft Rectangle Meeting Table, TFL, Square Edge	\$	746
08-2828YLG72	1	Tri-One Y Base	\$	1572

Products are available as left or right and with other features, where applicable
Grade 1 with standard metal leg pricing

CAFE GROUPING	550-13	168	48	49	730	404.6	\$ 26706
---------------	--------	-----	----	----	-----	-------	----------




CONSISTS OF:		QTY		
5502NH	2	Modular Settee with High Surround (Gr 1) Shown with Optional Pillows	\$	7180
5502N	2	Modular Settee (Gr 1) Shown with Optional Pillows	\$	6320
86-3030SSQ	2	Tri-One Soft Square Meeting Top, TFL	\$	940
08-2030SXB	2	X Base, Aluminum	\$	2136
550NH	1	Modular Club Chair (Gr 1) Shown with Optional Pillows	\$	2722
550-90CH	1	Modular Corner Unit with High Surround (Gr 1) Shown with Optional Pillows	\$	3308
5502CL	1	Modular Chaise Settee, Left (Gr 1) Shown with Optional Pillows	\$	2882
410-1412AT	1	Jot Auxillary Table, TFL	\$	1218

Products are available as left or right and with other features, where applicable
Grade 1 with standard metal leg pricing
List prices do not include optional pillows

For ordering options, [see overview at the beginning of this section.](#)

Item	Model No.	Chair Width	Chair Depth	Chair Height	Seat Width	Seat Depth	Seat Height	Arm Height	Ship Wt	Cubic Ft
CLUB CHAIR	550	33	26¼	29⅞	24	18¾	17½	29⅞	80	24



Description

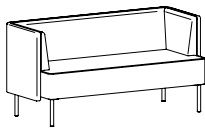
- Available with Contrasting Upholsteries
- Select from Aluminum or Chrome Legs; Must Specify Leg Color
- Additional Options: [See Accent Pillow Upholstery Options](#), [Tablet Arm Options](#), and [Power Locations](#)

Must Specify (in this order):

- Model #
- Primary Upholstery
- Surround Upholstery
- Pillow Upholstery
- Leg Color
- Tablet Arm
- Tablet Color
- Power

List Price/Grade	Yards	COM/1	2	3	4	5	6	7	8	9	10	L1	L2
Single Upholstery	5.25	\$ 3201	3458	3674	3884	4204	4529	4997	5474	6041	6687	4829	5522
Contrasting Upholstery													
Primary	3.00	\$ 3201	3348	3471	3591	3774	3960	4227	4500	4824	5193	4131	4527
Surround	2.25	\$ 0	110	203	293	430	569	770	974	1217	1494	698	995
Optional Pillow (1)	1.25	\$ 280	341	393	443	519	596	708	821	956	1110	668	833

SETTEE	5502	57	26¼	29⅞	48	18¾	17½	29⅞	103	43.2
---------------	------	----	-----	-----	----	-----	-----	-----	-----	------



Description

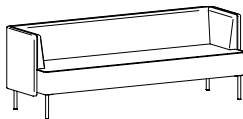
- Available with Contrasting Upholsteries
- Select from Aluminum or Chrome Legs; Must Specify Leg Color
- Additional Options: [See Accent Pillow Upholstery Options](#), [Tablet Arm Options](#), and [Power Locations](#)

Must Specify (in this order):

- Model #
- Primary Upholstery
- Surround Upholstery
- Pillow Upholstery
- Leg Color
- Tablet Arm
- Tablet Color
- Power

List Price/Grade	Yards	COM/1	2	3	4	5	6	7	8	9	10	L1	L2
Single Upholstery	7.25	\$ 4643	4998	5296	5586	6028	6477	7123	7782	8565	9457	6891	7848
Contrasting Upholstery													
Primary	4.50	\$ 4643	4864	5048	5228	5503	5782	6182	6592	7078	7631	6038	6632
Surround	2.75	\$ 0	134	248	358	525	695	941	1190	1487	1826	853	1216
Optional Pillows (2)	1.50	\$ 510	584	645	705	797	890	1023	1160	1322	1506	975	1173

SOFA	5503	81	26¼	29⅞	72	18¾	17½	29⅞	130	69.1
-------------	------	----	-----	-----	----	-----	-----	-----	-----	------



Description

- Available with Contrasting Upholsteries
- Select from Aluminum or Chrome Legs; Must Specify Leg Color
- Additional Options: [See Accent Pillow Upholstery Options](#), [Tablet Arm Options](#), and [Power Locations](#)


Must Specify (in this order):

- Model #
- Primary Upholstery
- Surround Upholstery
- Pillow Upholstery
- Leg Color
- Tablet Arm
- Tablet Color
- Power

List Price/Grade	Yards	COM/1	2	3	4	5	6	7	8	9	10	L1	L2
Single Upholstery	8.75	\$ 6371	6800	7159	7509	8042	8585	9364	10160	11105	12181	9084	10239
Contrasting Upholstery													
Primary	5.25	\$ 6371	6628	6844	7054	7374	7699	8167	8644	9211	9857	7999	8692
Surround	3.50	\$ 0	172	315	455	668	886	1197	1516	1894	2324	1085	1547
Optional Pillows (3)	2.00	\$ 752	850	932	1012	1134	1258	1436	1618	1834	2080	1372	1636

For ordering options, [see overview at the beginning of this section.](#)

Item	Model No.	Chair Width	Chair Depth	Chair Height	Seat Width	Seat Depth	Seat Height	Arm Height	Ship Wt	Cubic Ft
CLUB CHAIR WITH HIGH SURROUND	550H	33	26¼	49	24	18¾	17½	29⅝	109	34.4



Must Specify (in this order):

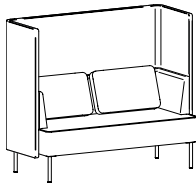
- Model #
- Primary Upholstery
- High Surround Upholstery
- Pillow Upholstery
- Leg Color
- Tablet Arm
- Tablet Color
- Power

Description

- Available with Contrasting Upholsteries
- Select from Aluminum or Chrome Legs; Must Specify Leg Color
- Additional Options: [See Accent Pillow Upholstery Options](#), [Tablet Arm Options](#), and [Power Locations](#)
- For High Surround, Select from Pre-Approved Upholsteries or Submit Approval Form; [See Approval Form](#)

List Price/Grade	Yards	COM/1	2	3	4	5	6	7	8	9	10
Single Upholstery	7.50	\$ 4604	4972	5279	5579	6037	6502	7169	7852	8662	9584
Contrasting Upholstery											
Primary	3.00	\$ 4604	4751	4874	4994	5177	5363	5630	5903	6227	6596
High Surround	4.50	\$ 0	221	405	585	860	1139	1539	1949	2435	2988
Optional Pillow (1)	1.25	\$ 280	341	393	443	519	596	708	821	956	1110

SETTEE WITH HIGH SURROUND	5502H	57	26¼	49	48	18¾	17½	29⅝	144	61.9
---------------------------	-------	----	-----	----	----	-----	-----	-----	-----	------



Shown with Optional Pillows

Must Specify (in this order):

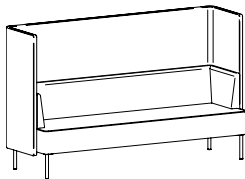
- Model #
- Primary Upholstery
- High Surround Upholstery
- Pillow Upholstery
- Leg Color
- Tablet Arm
- Tablet Color
- Power

Description

- Available with Contrasting Upholsteries
- Select from Aluminum or Chrome Legs; Must Specify Leg Color
- Additional Options: [See Accent Pillow Upholstery Options](#), [Tablet Arm Options](#), and [Power Locations](#)
- For High Surround, Select from Pre-Approved Upholsteries or Submit Approval Form; [See Approval Form](#)

List Price/Grade	Yards	COM/1	2	3	4	5	6	7	8	9	10
Single Upholstery	9.75	\$ 6086	6564	6964	7354	7948	8553	9421	10308	11361	12560
Contrasting Upholstery											
Primary	4.50	\$ 6086	6307	6491	6671	6946	7225	7625	8035	8521	9074
High Surround	5.25	\$ 0	257	473	683	1002	1328	1796	2273	2840	3486
Optional Pillows (2)	1.50	\$ 510	584	645	705	797	890	1023	1160	1322	1506

SOFA WITH HIGH SURROUND	5503H	81	26¼	49	72	18¾	17½	29⅝	180	98.9
-------------------------	-------	----	-----	----	----	-----	-----	-----	-----	------



Description

- Available with Contrasting Upholsteries
- Select from Aluminum or Chrome Legs; Must Specify Leg Color
- Additional Options: [See Accent Pillow Upholstery Options](#), [Tablet Arm Options](#), and [Power Locations](#)
- For High Surround, Select from Pre-Approved Upholsteries or Submit Approval Form; [See Approval Form](#)

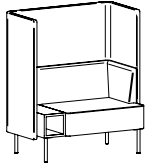
List Price/Grade	Yards	COM/1	2	3	4	5	6	7	8	9	10
Single Upholstery	8.75	\$ 7824	8412	8904	9384	10116	10860	11928	13020	14316	15792
Contrasting Upholstery											
Primary	5.25	\$ 7824	8081	8297	8507	8827	9152	9620	10097	10664	11310
Surround	3.50	\$ 0	331	607	877	1289	1708	2308	2923	3652	4482
Optional Pillows (3)	2.00	\$ 752	850	932	1012	1134	1258	1436	1618	1834	2080

Must Specify (in this order):

- Model #
- Primary Upholstery
- High Surround Upholstery
- Pillow Upholstery
- Leg Color
- Tablet Arm
- Tablet Color
- Power

For ordering options, [see overview at the beginning of this section.](#)

Item	Model No.	Chair Width	Chair Depth	Chair Height	Seat Width	Seat Depth	Seat Height	Arm Height	Ship Wt	Cubic Ft	
CLUB NOOK WITH HIGH SURROUND	Seat on Left										
	Seat on Right										
	550HNL	550HNR	44½	26¼	49	27¼	18¾	17½	29⅝	121	52.9



Shown as Right

Must Specify (in this order):

- Model #
- Primary Upholstery
- High Surround Upholstery
- Pillow Upholstery
- Nook Material
- Nook Color
- Leg Color
- Tablet Arm
- Tablet Color
- Power

Description

- Available with Contrasting Upholsteries
- Nook Measures 8 ¼" x 14" x 8 ¼"; TFL Standard, Optional Veneer (W) or HPL (H). See Below for Upcharge
- Select from Aluminum or Chrome Legs; Must Specify Leg Color
- Additional Options: [See Accent Pillow Upholstery Options](#), [Tablet Arm Options](#), and [Power Locations](#)
- For High Surround, Select from Pre-Approved Upholsteries or Submit Approval Form; [See Approval Form](#)

List Price/Grade	Yards	COM/1	2	3	4	5	6	7	8	9	10
Single Upholstery	8.25	\$ 5566	5970	6309	6639	7142	7653	8388	9138	10029	11044
Contrasting Upholstery											
Primary	3.00	\$ 5566	5713	5836	5956	6139	6325	6592	6865	7189	7558
High Surround	5.25	\$ 0	257	473	683	1003	1328	1796	2273	2840	3486
Optional Pillow (1)	1.25	\$ 280	341	393	443	519	596	708	821	956	1110

Nook Material: Specify & Add

H	HPL - Must Specify Color										\$ 168
W	Veneer - Must Specify Color										\$ 409

POUFFE	550-1617PF	16	16	17½	-	-	-	-	-	10	5.7
---------------	------------	----	----	-----	---	---	---	---	---	----	-----



Must Specify (in this order):

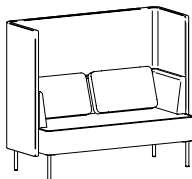
- Model #
- Primary Upholstery
- Accent Upholstery

Description

- Standard with: Brown Leather Handle and Black Vinyl Bottom
- Upholstery Patterns or Stripes as the Primary Upholstery is Highly Discouraged Due to Alignment Issues
- Available with Contrasting Upholsteries

List Price/Grade	Yards	COM/1	2	3	4	5	6	7	8	9	10
Single Upholstery	2.50	\$ 717	840	942	1042	1195	1350	1572	1800	2070	2377
Contrasting Upholstery											
Primary	1.75	\$ 717	803	875	945	1051	1160	1316	1475	1664	1879
Accent	0.75	\$ 0	37	67	97	144	190	256	325	406	498

BOOTH SETTEE WITH HIGH SURROUND	Left	Right									
	5502HL	5502HR	57	26¼	49	48	18¾	17½	29⅝	144	61.9



Shown with Optional Pillows

Must Specify (in this order):

- Model #
- Primary Upholstery
- High Surround Upholstery
- Pillow Upholstery
- Leg Color
- Tablet Arm
- Tablet Color
- Power

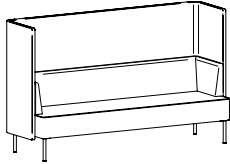
Description

- To Be Used With a High Surround Center Panel Model; Compatible With Media Table
- Center Panel Attaches to Lounge Unit With Hidden Clips; Reconfiguration Not Recommended
- Available with Contrasting Upholsteries
- Select from Aluminum or Chrome Legs; Must Specify Leg Color
- Additional Options: [See Accent Pillow Upholstery Options](#), [Tablet Arm Options](#), and [Power Locations](#)
- For High Surround, Select from Pre-Approved Upholsteries or Submit Approval Form; [See Approval Form](#)

List Price/Grade	Yards	COM/1	2	3	4	5	6	7	8	9	10
Single Upholstery	9.75	\$ 6086	6564	6964	7354	7948	8553	9421	10308	11361	12560
Contrasting Upholstery											
Primary	4.50	\$ 6086	6307	6491	6671	6946	7225	7625	8035	8521	9074
High Surround	5.25	\$ 0	257	473	683	1002	1328	1796	2273	2840	3486
Optional Pillows (2)	1.50	\$ 510	584	645	705	797	890	1023	1160	1322	1506

For ordering options, [see overview at the beginning of this section.](#)

Item	Model No.	Width	Depth	Height	Ship Wt	Cubic Ft	List Price			
BOOTH SOFA WITH HIGH SURROUND	Left	Right								
	5503HL	5503HR	81	26¼	49	72	18¾	17½	29¾	180



Must Specify (in this order):
 Model #
 Primary Upholstery
 High Surround Upholstery
 Pillow Upholstery
 Leg Color
 Tablet Arm
 Tablet Color
 Power

Description

- To Be Used With a High Surround Center Panel Model; Compatible With Media Table
- Center Panel Attaches to Lounge Unit With Hidden Clips; Reconfiguration Not Recommended
- Available with Contrasting Upholsteries
- Select from Aluminum or Chrome Legs; Must Specify Leg Color
- Additional Options: [See Accent Pillow Upholstery Options](#), [Tablet Arm Options](#), and [Power Locations](#)
- For High Surround, Select from Pre-Approved Upholsteries or Submit Approval Form; [See Approval Form](#)

List Price/Grade	Yards	COM/1	2	3	4	5	6	7	8	9	10
Single Upholstery	12.00	\$ 7824	8412	8904	9384	10116	10860	11928	13020	14316	15792
Contrasting Upholstery											
Primary	5.25	\$ 7824	8081	8297	8507	8827	9152	9620	10097	10664	11310
High Surround	6.75	\$ 0	331	607	877	1289	1708	2308	2923	3652	4482
Optional Pillows (3)	2.00	\$ 752	850	932	1012	1134	1258	1436	1618	1834	2080

Item	Model No.	Width	Depth	Height	Ship Wt	Cubic Ft	List Price	
MEDIA PENINSULA	72"W							
	550-3072MPS	TFL	72	30	30	153	43.9	T\$ 1666
	550-3072MPSH	HPL	72	30	30	153	43.9	P\$ 1861
	550-3072MPSV	Veneer	72	30	30	153	43.9	W\$ 2593
	48"W							
	550-3048MPS	TFL	48	30	30	112	28.4	T\$ 1441
	550-3048MPSH	HPL	48	30	30	112	28.4	P\$ 1583
	550-3048MPSV	Veneer	48	30	30	112	28.4	W\$ 2331

Must Specify (in this order):
 Model #
 Finish/Color
 Leg Color
 Power
 Monitor Stand

Description

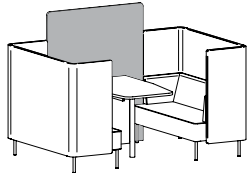

- Use with 60" High Surround Center Panels
- Not Recommended for Freestanding Application Due To Open Back
- Standard with: Square Edge and 2" Metal Tube Leg (Installed 15" from Front)
- 72" Units Feature a 51" Kneespace; 48" Units Feature 27" Kneespace
- Select from Aluminum or Chrome Legs; [See Leg Options](#) and Specify Leg Color
- End Panel Support Allows for Easy Routing and Concealing of Cables Through Wide, In-Column Channel
- Optional Monitor Stand and Power; Monitor Stand Fits Most 32" - 52" Screens (Mounting Pattern Range: VESA® 100x100mm - 600x400mm)
- Wire Management Trough Included; 4¼" W x 46¾" L x 31½" H
- Some Assembly Required

Optional Monitor Stand: Specify & Add

MTSD	Monitor Stand	\$	633
------	---------------	----	-----

For ordering options, [see overview at the beginning of this section.](#)

Item	Model No.	Chair Width	Chair Depth	Chair Height	Seat Width	Seat Depth	Seat Height	Arm Height	Ship Wt	Cubic Ft
HIGH SURROUND CENTER PANEL FOR MEDIA TABLE	5560HP	TFL		48	1	60	73.5	7.2	T\$	667
	5560HPV	Veneer		48	1	60	73.5	7.2	W\$	998
	5560HPU	Upholstered		48	1	60	73.5	7.2		See Below



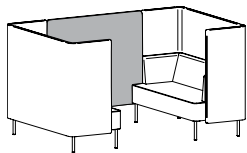

Must Specify (in this order):
Model #
Finish/Color/Upholstery

Description

- For Use with The Media Table; Requires Two Booth Settee or Booth Sofa Models (Specify Separately)
- Upholstery which is Railroad Cut (Across the Roll) Will Have a Seam Approximately 8" from Bottom
- Center Panel Sets on Floor; No Gap at Floor
- Attaches to Lounge Units with Hidden Fasteners; Reconfiguration Not Recommended
- For Upholstery, Select from Pre-Approved Upholsteries or Submit Approval Form; [See Approval Form](#)

List Price/Grade	Yards	COM/1	2	3	4	5	6	7	8	9	10
Single Upholstery	4.50	\$ 1012	1233	1417	1597	1872	2151	2551	2961	3447	4000

LOW SURROUND CENTER PANEL	5540HP	TFL		48	1	40	49	4.9	T\$	538
	5540HPV	Veneer		48	1	40	49	4.9	W\$	801
	5540HPU	Upholstered		48	1	40	49	4.9		See Below



Must Specify (in this order):
Model #
Finish/Color/Upholstery

Description

- Requires Two Booth Settee or Booth Sofa Models (Specify Separately)
- Not Recommended for Use with Media Table
- Center Panel Aligns with Bottom of High Surround; 9" Gap at Floor
- Attaches to Lounge Units with Hidden Fasteners; Reconfiguration Not Recommended
- For Upholstery, Select from Pre-Approved Upholsteries or Submit Approval Form; [See Approval Form](#)

List Price/Grade	Yards	COM/1	2	3	4	5	6	7	8	9	10
Single Upholstery	3.25	\$ 815	974	1108	1238	1436	1637	1927	2222	2573	2973

For ordering options, [see overview at the beginning of this section.](#)

Item	Model No.	Chair Width	Chair Depth	Chair Height	Seat Width	Seat Depth	Seat Height	Arm Height	Ship Wt	Cubic Ft
MODULAR CLUB CHAIR	550N	24	24	29½	24	18¼	17½	-	40	24



Must Specify (in this order):

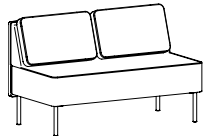
- Model #
- Primary Upholstery
- Surround Upholstery
- Pillow Upholstery
- Leg Color
- Tablet Arm
- Tablet Color
- Power

Description

- Available with Contrasting Upholsteries
- Includes Ganging Hardware
- Select from Aluminum or Chrome Legs; Must Specify Leg Color
- Additional Options: [See Accent Pillow Upholstery Options](#), [Tablet Arm Options](#), and [Power Locations](#)

List Price/Grade	Yards	COM/1	2	3	4	5	6	7	8	9	10	L1	L2
Single Upholstery	3.25	\$ 2382	2541	2675	2805	3003	3204	3494	3789	4140	4540	3390	3819
Contrasting Upholstery													
Primary	2.25	\$ 2382	2492	2585	2675	2812	2951	3152	3356	3599	3876	3080	3377
Surround	1.00	\$ 0	49	90	130	191	253	342	433	541	664	310	442
Optional Pillow (1)	1.25	\$ 280	341	393	443	519	596	708	821	956	1110	668	833

MODULAR SETTEE	5502N	48	24	29½	48	18¼	17½	-	68	43.2
----------------	-------	----	----	-----	----	-----	-----	---	----	------



Shown with Optional Pillows

Must Specify (in this order):

- Model #
- Primary Upholstery
- Surround Upholstery
- Pillow Upholstery
- Leg Color
- Tablet Arm
- Tablet Color
- Power

Description

- Available with Contrasting Upholsteries
- Includes Ganging Hardware
- Select from Aluminum or Chrome Legs; Must Specify Leg Color
- Additional Options: [See Accent Pillow Upholstery Options](#), [Tablet Arm Options](#), and [Power Locations](#)

List Price/Grade	Yards	COM/1	2	3	4	5	6	7	8	9	10	L1	L2
Single Upholstery	4.50	\$ 3160	3381	3565	3745	4020	4299	4699	5109	5595	6148	4555	5149
Contrasting Upholstery													
Primary	3.00	\$ 3160	3307	3430	3550	3733	3919	4186	4459	4783	5152	4090	4486
Surround	1.50	\$ 0	74	135	195	287	380	513	650	812	996	465	663
Optional Pillows (2)	1.50	\$ 510	584	645	705	797	890	1023	1160	1322	1506	975	1173

SOFA	5503N	72	24	29½	72	18¼	17½	-	88	69.1
------	-------	----	----	-----	----	-----	-----	---	----	------



Must Specify (in this order):

- Model #
- Primary Upholstery
- Surround Upholstery
- Pillow Upholstery
- Leg Color
- Tablet Arm
- Tablet Color
- Power


Description

- Available with Contrasting Upholsteries
- Includes Ganging Hardware
- Select from Aluminum or Chrome Legs; Must Specify Leg Color
- Additional Options: [See Accent Pillow Upholstery Options](#), [Tablet Arm Options](#), and [Power Locations](#)

List Price/Grade	Yards	COM/1	2	3	4	5	6	7	8	9	10	L1	L2
Single Upholstery	6.25	\$ 3876	4182	4439	4689	5070	5457	6014	6582	7257	8026	5814	6639
Contrasting Upholstery													
Primary	4.25	3876	4084	4259	4429	4688	4951	5330	5716	6175	6698	5194	5755
Surround	2.00	0	98	180	260	382	506	684	866	1082	1328	620	884
Optional Pillows (3)	2.00	752	850	932	1012	1134	1258	1436	1618	1834	2080	1372	1636

For ordering options, [see overview at the beginning of this section.](#)

Item	Model No.	Chair Width	Chair Depth	Chair Height	Seat Width	Seat Depth	Seat Height	Arm Height	Ship Wt	Cubic Ft
MODULAR CLUB CHAIR WITH HIGH SURROUND	550NH	24	24	49	24	18¼	17½	-	50	43.2



Must Specify (in this order):

- Model #
- Primary Upholstery
- High Surround Upholstery
- Pillow Upholstery
- Leg Color
- Tablet Arm
- Tablet Color
- Power


Description

- Available with Contrasting Upholsteries
- Includes Ganging Hardware
- Select from Aluminum or Chrome Legs; Must Specify Leg Color
- Additional Options: [See Pillow Back Upholstery Options](#), [Tablet Arm Options](#), and [Power Locations](#)
- For High Surround, Select from Pre-Approved Upholsteries or Submit Approval Form; [See Approval Form](#)

List Price/Grade	Yards	COM/1	2	3	4	5	6	7	8	9	10
Single Upholstery	5.00	\$ 2722	2967	3172	3372	3677	3987	4432	4887	5427	6042
Contrasting Upholstery											
Primary	2.25	\$ 2722	2832	2925	3015	3152	3291	3492	3696	3939	4216
High Surround	2.75	\$ 0	135	247	357	525	696	940	1191	1488	1826
Optional Pillow (1)	1.25	\$ 280	341	393	443	519	596	708	821	956	1110

MODULAR SETTEE WITH HIGH SURROUND

5502NH	48	24	49	48	18¼	17½	-	88	61.9
--------	----	----	----	----	-----	-----	---	----	------



Must Specify (in this order):

- Model #
- Primary Upholstery
- High Surround Upholstery
- Pillow Upholstery
- Leg Color
- Tablet Arm
- Tablet Color
- Power

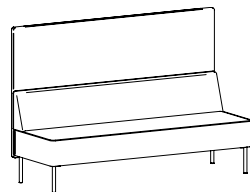
Description

- Available with Contrasting Upholsteries
- Includes Ganging Hardware
- Select from Aluminum or Chrome Legs; Must Specify Leg Color
- Additional Options: [See Pillow Back Upholstery Options](#), [Tablet Arm Options](#), and [Power Locations](#)
- For High Surround, Select from Pre-Approved Upholsteries or Submit Approval Form; [See Approval Form](#)

List Price/Grade	Yards	COM/1	2	3	4	5	6	7	8	9	10
Single Upholstery	6.25	\$ 3590	3896	4153	4403	4784	5171	5728	6296	6971	7740
Contrasting Upholstery											
Primary	3.00	\$ 3590	3737	3860	3980	4163	4349	4616	4889	5213	5582
High Surround	3.25	\$ 0	159	293	423	621	822	1112	1407	1758	2158
Optional Pillows (2)	1.50	\$ 510	584	645	705	797	890	1023	1160	1322	1506

MODULAR SOFA WITH HIGH SURROUND

5503NH	72	24	49	72	18¼	17½	-	118	99.0
--------	----	----	----	----	-----	-----	---	-----	------



Must Specify (in this order):

- Model #
- Primary Upholstery
- High Surround Upholstery
- Pillow Upholstery
- Leg Color
- Tablet Arm
- Tablet Color
- Power


Description

- Available with Contrasting Upholsteries
- Select from Aluminum or Chrome Legs
- Includes Ganging Hardware
- Additional Options: [See Pillow Back Upholstery Options](#), [Tablet Arm Options](#), and [Power Locations](#)
- For High Surround, Select from Pre-Approved Upholsteries or Submit Approval Form; [See Approval Form](#)

List Price/Grade	Yards	COM/1	2	3	4	5	6	7	8	9	10
Single Upholstery	8.75	\$ 4561	4990	5349	5699	6232	6775	7554	8350	9295	10371
Contrasting Upholstery											
Primary	4.25	\$ 4561	4769	4944	5114	5373	5636	6015	6401	6860	7383
High Surround	4.50	\$ 0	221	405	585	859	1139	1539	1949	2435	2988
Optional Pillows (3)	2.00	\$ 752	850	932	1012	1134	1258	1436	1618	1834	2080

For ordering options, [see overview at the beginning of this section.](#)

Item	Model No.	Chair Width	Chair Depth	Chair Height	Seat Width	Seat Depth	Seat Height	Arm Height	Ship Wt	Cubic Ft	
MODULAR CHAISE SETTEE	Back on Left										
	Back on Right										
	5502CL	5502CR	48	24	29½	48	18¼	17½	-	50	43.2



Shown as Right

Must Specify (in this order):

- Model #
- Primary Upholstery
- Surround Upholstery
- Pillow Upholstery
- Leg Color
- Tablet Arm
- Tablet Color
- Power

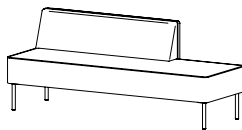
Description

- Available with Contrasting Upholsteries
- Includes Ganging Hardware
- Select from Aluminum or Chrome Legs; Must Specify Leg Color
- Additional Options: [See Pillow Back Upholstery Options](#), [Tablet Arm Options](#), and [Power Locations](#)

List Price/Grade	Yards	COM/1	2	3	4	5	6	7	8	9	10	L1	L2
Single Upholstery	4.00	\$ 2882	3078	3242	3402	3646	3894	4250	4614	5046	5538	4122	4650
Contrasting Upholstery													
Primary	3.00	\$ 2882	3029	3152	3272	3455	3641	3908	4181	4505	4874	3812	4208
Surround	1.00	\$ 0	49	90	130	191	253	342	433	541	664	310	442
Optional Pillow (1)	1.25	\$ 280	341	393	443	519	596	708	821	956	1110	668	833

MODULAR CHAISE SOFA

Model No.	Back on Left	Back on Right	Chair Width	Chair Depth	Chair Height	Seat Width	Seat Depth	Seat Height	Arm Height	Ship Wt	Cubic Ft
5503CL	5503CR		72	24	29½	72	18¼	17½	-	78	69.1



Shown as Left

Must Specify (in this order):

- Model #
- Primary Upholstery
- Surround Upholstery
- Pillow Upholstery
- Leg Color
- Tablet Arm
- Tablet Color
- Power

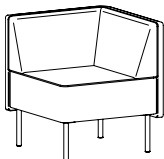
Description

- Available with Contrasting Upholsteries
- Includes Ganging Hardware
- Select from Aluminum or Chrome Legs; Must Specify Leg Color
- Additional Options: [See Pillow Back Upholstery Options](#), [Tablet Arm Options](#), and [Power Locations](#)

List Price/Grade	Yards	COM/1	2	3	4	5	6	7	8	9	10	L1	L2
Single Upholstery	5.75	\$ 3810	4092	4328	4558	4908	5265	5777	6300	6921	7628	5593	6352
Contrasting Upholstery													
Primary	4.25	\$ 3810	4018	4193	4363	4622	4885	5264	5650	6109	6632	5128	5689
Surround	1.50	\$ 0	74	135	195	286	380	513	650	812	996	465	663
Optional Pillows (2)	1.50	\$ 510	584	645	705	797	890	1023	1160	1322	1506	975	1173

MODULAR CORNER UNIT

Model No.	Chair Width	Chair Depth	Chair Height	Seat Width	Seat Depth	Seat Height	Arm Height	Ship Wt	Cubic Ft
550-90C	24	24	29½	18¼	18¼	17½	29½	85	24



Must Specify (in this order):

- Model #
- Primary Upholstery
- Surround Upholstery
- Pillow Upholstery
- Leg Color
- Power


Description

- Available with Contrasting Upholsteries
- Tablet Arm Not Available
- Includes Ganging Hardware
- Select from Aluminum or Chrome Legs; Must Specify Leg Color
- Additional Options: [See Pillow Back Upholstery Options](#), [Tablet Arm Options](#), and [Power Locations](#)

List Price/Grade	Yards	COM/1	2	3	4	5	6	7	8	9	10	L1	L2
Single Upholstery	4.00	\$ 2799	2995	3159	3319	3563	3811	4167	4531	4963	5455	4039	4567
Contrasting Upholstery													
Primary	2.50	\$ 2799	2922	3024	3124	3277	3432	3654	3882	4152	4459	3574	3904
Surround	1.50	\$ 0	73	135	195	286	379	513	649	811	996	465	663
Optional Pillows (2)	1.50	\$ 510	584	645	705	797	890	1023	1160	1322	1506	975	1173

For ordering options, [see overview at the beginning of this section.](#)

Item	Model No.	Chair Width	Chair Depth	Chair Height	Seat Width	Seat Depth	Seat Height	Arm Height	Ship Wt	Cubic Ft	
MODULAR CHAISE SETTEE WITH HIGH SURROUND	Back on Left										
	Back on Right										
	5502CHL	5502CHR	48	24	49	48	18¼	17½	-	60	61.9



Shown as Right

Must Specify (in this order):

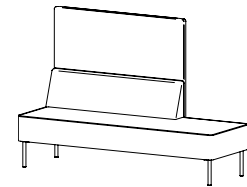
- Model #
- Primary Upholstery
- High Surround Upholstery
- Pillow Upholstery
- Leg Color
- Tablet Arm
- Tablet Color
- Power

Description

- Available with Contrasting Upholsteries
- Includes Ganging Hardware
- Select from Aluminum or Chrome Legs; Must Specify Leg Color
- Additional Options: [See Pillow Back Upholstery Options](#), [Tablet Arm Options](#), and [Power Locations](#)
- For High Surround, Select from Pre-Approved Upholsteries or Submit Approval Form; [See Approval Form](#)

List Price/Grade	Yards	COM/1	2	3	4	5	6	7	8	9	10
Single Upholstery	5.75	\$ 3218	3500	3736	3966	4316	4673	5185	5708	6329	7036
Contrasting Upholstery											
Primary	3.00	\$ 3218	3365	3488	3608	3791	3977	4244	4517	4841	5210
High Surround	2.75	\$ 0	135	247	357	525	696	940	1191	1488	1826
Optional Pillow (1)	1.25	\$ 280	341	393	443	519	596	708	821	956	1110

MODULAR CHAISE SOFA WITH HIGH SURROUND



Shown as Left

Must Specify (in this order):

- Model #
- Primary Upholstery
- High Surround Upholstery
- Pillow Upholstery
- Leg Color
- Tablet Arm
- Tablet Color
- Power


Item	Model No.	Chair Width	Chair Depth	Chair Height	Seat Width	Seat Depth	Seat Height	Arm Height	Ship Wt	Cubic Ft	
MODULAR CHAISE SOFA WITH HIGH SURROUND	Back on Left										
	Back on Right										
	5503CHL	5503CHR	72	24	49	72	18¼	17½	-	98	98.2

Description

- Available with Contrasting Upholsteries
- Includes Ganging Hardware
- Select from Aluminum or Chrome Legs; Must Specify Leg Color
- Additional Options: [See Pillow Back Upholstery Options](#), [Tablet Arm Options](#), and [Power Locations](#)
- For High Surround, Select from Pre-Approved Upholsteries or Submit Approval Form; [See Approval Form](#)

List Price/Grade	Yards	COM/1	2	3	4	5	6	7	8	9	10
Single Upholstery	7.50	\$ 4275	4643	4950	5250	5708	6173	6840	7523	8333	9255
Contrasting Upholstery											
Primary	4.25	\$ 4275	4483	4658	4828	5087	5350	5729	6115	6574	7097
High Surround	3.25	\$ 0	160	292	422	621	823	1111	1408	1759	2158
Optional Pillows (2)	1.50	\$ 510	584	645	705	797	890	1023	1160	1322	1506

MODULAR CORNER UNIT WITH HIGH SURROUND



Must Specify (in this order):

- Model #
- Primary Upholstery
- High Surround Upholstery
- Pillow Upholstery
- Leg Color
- Power

Item	Model No.	Chair Width	Chair Depth	Chair Height	Seat Width	Seat Depth	Seat Height	Arm Height	Ship Wt	Cubic Ft
MODULAR CORNER UNIT WITH HIGH SURROUND	550-90CH	24	24	49	18¼	18¼	17½	29⅞	104	34.4

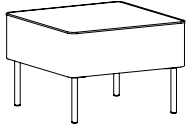
Description

- Available with Contrasting Upholsteries
- Tablet Arm Not Available
- Includes Ganging Hardware
- Select from Aluminum or Chrome Legs; Must Specify Leg Color
- Additional Options: [See Pillow Back Upholstery Options](#), [Tablet Arm Options](#), and [Power Locations](#)
- For High Surround, Select from Pre-Approved Upholsteries or Submit Approval Form; [See Approval Form](#)

List Price/Grade	Yards	COM/1	2	3	4	5	6	7	8	9	10
Single Upholstery	5.25	\$ 3308	3565	3781	3991	4311	4636	5104	5581	6148	6794
Contrasting Upholstery											
Primary	2.50	\$ 3308	3431	3533	3633	3786	3941	4163	4391	4661	4968
High Surround	2.75	\$ 0	134	248	358	525	695	941	1190	1487	1826
Optional Pillows (2)	1.50	\$ 510	584	645	705	797	890	1023	1160	1322	1506

For ordering options, [see overview at the beginning of this section.](#)

Item	Model No.	Chair Width	Chair Depth	Chair Height	Seat Width	Seat Depth	Seat Height	Arm Height	Ship Wt	Cubic Ft
MODULAR OTTOMAN	550-2424OT	-	-	-	24	24	17½	-	23	18.3



Must Specify (in this order):

- Model #
- Upholstery
- Leg Color
- Tablet Arm
- Tablet Color
- Power

Description

- Includes Ganging Hardware
- Select from Aluminum or Chrome Legs; Must Specify Leg Color
- Additional Options: [Tablet Arm Options](#) and [Power Locations](#)

List Price/Grade	Yards	COM/1	2	3	4	5	6	7	8	9	10	L1	L2
Single Upholstery	1.50	\$ 1107	1181	1242	1302	1394	1487	1620	1757	1919	2103	1572	1770

MODULAR BENCH

550-5024RT	-	-	-	50	24	17½	-	32	43.2
------------	---	---	---	----	----	-----	---	----	------



Must Specify (in this order):

- Model #
- Upholstery
- Leg Color
- Tablet Arm
- Tablet Color
- Power

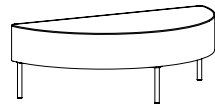
Description

- Intended to be Used to “Cap” Two Units Back to Back
- Includes Ganging Hardware
- Select from Aluminum or Chrome Legs; Must Specify Leg Color
- Additional Options: [Tablet Arm Options](#) and [Power Locations](#)

List Price/Grade	Yards	COM/1	2	3	4	5	6	7	8	9	10	L1	L2
Single Upholstery	2.25	\$ 1636	1746	1839	1929	2066	2205	2406	2610	2853	3130	2334	2631

MODULAR HALF ROUND BENCH

550-5024HR				50	24	17½					33	43.2
------------	--	--	--	----	----	-----	--	--	--	--	----	------



Must Specify (in this order):

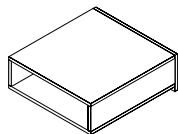
- Model #
- Upholstery
- Leg Color
- Tablet Arm
- Tablet Color
- Power

Description

- Intended to be Used to “Cap” Two Units Back to Back
- Select from Aluminum or Chrome Legs; Must Specify Leg Color
- Tablet Arm Not Available
- Includes Ganging Hardware

List Price/Grade	Yards	COM/1	2	3	4	5	6	7	8	9	10	L1	L2
Single Upholstery	2.50	\$ 1359	1482	1584	1684	1837	1992	2214	2442	2712	3019	2134	2464

Item	Model No.		Width	Depth	Height	Ship Wt	Cubic Ft	List Price
MODULAR GANGING TABLE	24"W							
	550-2426GT	TFL	24	24	9¼	46	4.7	T\$ 745
	550-2426GTH	HPL	24	24	9¼	46	4.7	P\$ 872
	550-2426GTV	Veneer	24	24	9¼	46	4.7	W\$ 1369
	18"W							
	550-1826GT	TFL	18	24	9¼	36	3.9	T\$ 705
	550-1826GTH	HPL	18	24	9¼	36	3.9	P\$ 838
	550-1826GTV	Veneer	18	24	9¼	36	3.9	W\$ 1281



Must Specify (in this order):

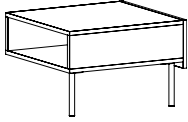
- Model #
- Finish/Color
- Power

Description

- Includes Ganging Hardware
- Optional Power; [See Location Options](#)

T = TFL P = HPL W = Veneer


For ordering options, [see overview at the beginning of this section.](#)

Item	Model No.	Chair Width	Chair Depth	Chair Height	Seat Width	Seat Depth	Seat Height	Arm Height	Ship Wt	Cubic Ft
 MODULAR GANGING END TABLE	550-2426ET	TFL		24	24	17	46	4.7	T\$	874
	550-2426ETH	HPL		24	24	17	46	4.7	P\$	1004
	550-2426ETV	Veneer		24	24	17	46	4.7	W\$	1527
	550-1826ET	TFL		18	24	17	36	3.9	T\$	831
	550-1826ETH	HPL		18	24	17	36	3.9	P\$	963
	550-1826ETV	Veneer		18	24	17	36	3.9	W\$	1396

Must Specify (in this order):
 Model #
 Finish/Color
 Leg Color
 Power

Description

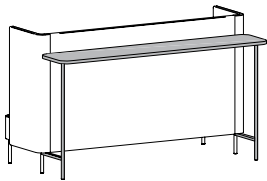
- Front to Back Grain Direction
- Select from Aluminum or Chrome Legs; Must Specify Leg Color
- Includes Ganging Hardware
- Optional Power; [See Location Options](#)
- Ships KD; Legs Installed on Left or Right in Field

 MODULAR GANGING CORNER TABLE	550-9026CGT	TFL		24	24	17½	49	8.3	T\$	821
	550-9026CGTH	HPL		24	24	17½	49	8.3	P\$	936
	550-9026CGTV	Veneer		24	24	17½	49	8.3	W\$	1423

Must Specify (in this order):
 Model #
 Finish/Color
 Leg Color
 Power

Description

- Select from Aluminum or Chrome Legs; Must Specify Leg Color
- Includes Ganging Hardware
- Optional Power; [See Location Options](#)
- Ships KD; Some Assembly Required

 BISTRO TABLE	For Use with Sofas									
	550-1681BT	TFL		81	16	42	36	3.9	T\$	965
	550-1681BTH	HPL		81	16	42	36	3.9	P\$	1155
	550-1681BTV	Veneer		81	16	42	36	3.9	W\$	1334
For Use with Settees										
550-1657BT	TFL		57	16	42	36	2.6	T\$	903	
550-1657BTH	HPL		57	16	42	36	2.6	P\$	1078	
550-1657BTV	Veneer		57	16	42	36	2.6	W\$	1252	

Must Specify (in this order):
 Model #
 Finish/Color
 Leg Color
 Hook

Description

- Must be Used with High Surround Booth Application
- Select from Aluminum or Chrome Legs; Must Specify Leg Color
- Includes Installation Hardware
- Ships KD; Some Assembly Required

Leg Options: Specify & Add

ALUM	Aluminum	STD
CHRM	Chrome	\$ 101

Optional Purse Hook: Specify & Add

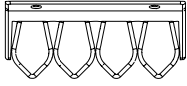
01-HOOK	Black Purse Hook	\$ 74
2" x 2 5/8"; Includes Mounting Hardware		



T = TFL P = HPL W = Veneer

For ordering options, [see overview at the beginning of this section.](#)

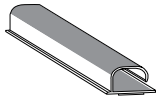
Item	Model No.	Width	Depth	Height	Ship Wt	Cubic Ft	List Price
CABLE GRIP	01-WMGRCB	-	-	-	1	0.1	\$ 16



Description

- Under Surface Wire Management
- Black

WIRE CHANNEL	01-32125	24	1½	1	.25	0.3	\$ 99
--------------	----------	----	----	---	-----	-----	-------



Description

- Available in Black
- Includes (2) Double-Sided Tape Ribbons for Easy Installation
- Open J Channel for Easy Wire Management

VESTA POWER CENTER	01-PDCTR	10¾	12	28¼	14	2.5	\$ 1666
--------------------	----------	-----	----	-----	----	-----	---------



Description

- Top Includes One (1) Power Outlet, Two (2) USB Ports and One (1) USBC Port; Base Includes Three (3) Outlet
- Available in White
- 120" Power Cord
- Built with Weight Distribution for Optimal Stability
- Base is 5" Tall

WIRELESS AND USB CHARGER	01-DOCK150W	White	3	3	¾"	1	0.2	\$ 380
	01-DOCK150B	Black						\$ 380



Open Market Only

Description

- For Use with Wireless Charging Enabled Devices and USB Charging Devices
- 5 Watt Maximum Output with a Direct Current Input of 5V 6A (Wireless Fast Charge)
- Pop-Up is ¾"H and Includes Three (3) USB Ports; One (1) 12 Watt Maximum with 2.4A (USB Fast Charge) and Two (2) 5 Watt with 1A (USB Standard Charge)
- Mounts in 76mm Round Cut-Out
- LED Light will Confirm Pairing with Device and Begin Wireless Charging
- UL and cUL Certified

For ordering options, [see overview at the beginning of this section.](#)

Item	Model No.	Width	Depth	Height	Ship Wt	Cubic Ft	List Price	
WIRELESS CHARGER	01-DOCK950W	White	3 $\frac{3}{16}$	3 $\frac{3}{16}$	-	1	0.2	\$ 249
	01-DOCK950B	Black						\$ 249



Open Market Only

Description

- For Use with Wireless Charging Enabled Devices
- 5 Watts Maximum Output with a Direct Current of 5V 2A and 10 Watts Maximum with Quick Charge 2.0
- Mounts in 76mm Round Cut-Out
- LED will Confirm Pairing with Device and Begin Wireless Charging

Item	Model No.	Width	Depth	Height	Ship Wt	Cubic Ft	List Price	
DUO BEZEL NEMA PLUG	01-DUOBEZELS	Silver	9	2 $\frac{1}{2}$	3	1	0.2	\$ 633
	01-DUOBEZELW	White						\$ 633
	01-DUOBEZELB	Black						\$ 633



Description

- Worksurface Must Be Routed To Accept Unit, Which Sits Down Into Worksurface Supported By Attractive Slim Fit Bezel
- Two (2) Power/Two (2) USB Power
- Independent USB Circuit Controllers Deliver up to 2.1 Amps to Each Post
- All Mounting Hardware Included
- FCC Part 15A and UL Approved for Horizontal and Vertical Applications
- 10' Cord

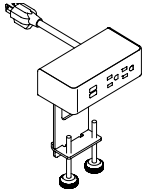
Item	Model No.	Width	Depth	Height	Ship Wt	Cubic Ft	List Price	
TRIO BEZEL NEMA PLUG	01-TRIOBEZELS	Silver	6 $\frac{1}{2}$	2 $\frac{1}{2}$	3 $\frac{3}{16}$	1	0.2	\$ 680
	01-TRIOBEZELW	White						\$ 680
	01-TRIOBEZELB	Black						\$ 680



Description

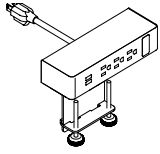
- Worksurface Must Be Routed To Accept Unit, Which Sits Down Into Worksurface Supported By Attractive Slim Fit Bezel
- Three (3) Power/Two (2) USB Power/One (1) Open Data
- Independent USB Circuit Controllers Deliver up to 2.1 Amps to Each Post
- HDMI, VGA, or RJ45 Accessories Sold Separately
- All Mounting Hardware Included
- FCC Part 15A and UL Approved for Horizontal and Vertical Applications
- 10' Cord

For ordering options, [see overview at the beginning of this section.](#)

Item	Model No.	Width	Depth	Height	Ship Wt	Cubic Ft	List Price
DUO CLAMP NEMA PLUG 	01-DUOCLAMPS	Silver	5½	3	7	1	\$ 537
	01-DUOCLAMPW	White					\$ 537
	01-DUOCLAMPB	Black					\$ 537

Description

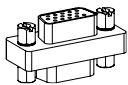
- Silver Metal Trim
- Clamps to Top
- Two (2) Power/Two (2) USB Power
- Independent USB Circuit Controllers Deliver up to 2.1 Amps to Each Post
- All Mounting Hardware Included
- FCC Part 15A and UL Approved for Horizontal and Vertical Applications
- 10' Cord

TRIO CLAMP NEMA PLUG 	01-TRIOCLAMPS	Silver	8	3	7	1	0.2	\$ 629
	01-TRIOCLAMPW	White						\$ 629
	01-TRIOCLAMPB	Black						\$ 629

Description

- Silver Metal Trim
- Clamps to Top
- Three (3) Power/Two (2) USB Power/One (1) Open Data; 10' Cord
- Independent USB Circuit Controllers Deliver up to 2.1 Amps to Each Post
- HDMI, VGA, or RJ45 Accessories Sold Separately; See Below
- All Mounting Hardware Included
- FCC Part 15A and UL Approved for Horizontal and Vertical Applications

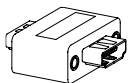
TRIO VGA DATA PORT ACCESSORY	01-LCOMVGA							\$ 114
---------------------------------	------------	--	--	--	--	--	--	--------



Description

- VGA Ports for Trio Units

TRIO HDMI DATA PORT ACCESSORY	01-LCOMHDMI							\$ 155
----------------------------------	-------------	--	--	--	--	--	--	--------

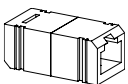


Open Market Only

Description

- HDMI Ports for Trio Units

TRIO RJ45 DATA PORT ACCESSORY	01-LCOMRJ45							\$ 74
----------------------------------	-------------	--	--	--	--	--	--	-------



Description

- RJ45 Ports for Trio Units

For ordering options, [see overview at the beginning of this section.](#)

This form is also available online at www.IndianaFurniture.com on the KickStart product page.

Not all standard upholsteries are suitable for all of our products. This is due to the range of stretch across textiles and the application and sewing techniques required to effectively upholster the various forms and features.

To ensure a proper fit and finish on the High Surround feature of our KickStart lounge models, we will require upholsteries to fit within a specific range of stretch. Further, upholstery patterns and stripes are highly discouraged on the High Surround as they will result in alignment issues on the feature itself and with other sections of the overall model.

To make specification easier for you, we have pre-approved upholsteries for use on the High Surround feature. These are included on the [Stinson Revive Card](#) and can be found under [our Textile Program](#). They include:

- | | | |
|-------------------|-----------------|--------------|
| Ace (GR3) | Drift (GR5) | Ritz (GR4) |
| Artisan (GR3) | Harrison (GR5) | Sarto (GR5) |
| Baxter (GR4) | Lorelai (GR5) | Sprint (GR3) |
| Bryant Park (GR3) | Moby (GR3) | |
| Cush (GR3) | Outlander (GR4) | |

Additional pre-approved fabrics include Blip (GR3), Highlight (GR3), Inside Track (GR3), and Shift (GR3) and can be viewed at www.cfstinson.com.

We recognize that special needs may arise and we are pleased to accommodate customer selections, as long as they are approved through the below process.

Note: if upholstery is customer's own, a COM/COL Form will also need to be completed.

KICKSTART HIGH SURROUND APPROVAL INSTRUCTIONS:

Fill out the form below and attach a 6"x6" sample. Failure to complete this form and supply samples will delay the scheduling of the purchase order. Orders will not be scheduled and upholstery should not be ordered until Indiana Furniture has verified usage and provided approval.

Dealer Name _____ Phone _____ Email _____
 Contact Person _____ City _____ State _____ Zip _____
 Mill/Supplier _____ Pattern _____ Color _____

Attach 6"x6" swatch to this form. Send completed form and upholstery swatch to:

Indiana Furniture
 Attn: Customer Service
 1224 Mill Street
 Jasper, IN 47546

FOR OFFICE USE ONLY:

Approved Not Approved Signed: _____ Date _____
 Indiana Furniture Production/Quality

Advise Dealer of Decision: _____ Signed: _____
 CSR

Notes: _____

Marquee guest seating combines the sleek look and feel of metal with unlimited flexibility. The ergonomic contoured back provides lumbar support and promotes circulation. Offered in five powder coat options and with upholstered or wood arm caps. Marquee can blend into any workplace setting – from office and conference rooms to waiting rooms and reception areas.

CONSTRUCTION

- Back is formed with bent plywood, while the seats are made of manufactured plywood
- High Grade Polyurethane Foam, 3" thick in the seat and 1¾" thick in a back
- ¾" diameter bolts fasten seat to the back
- Non-marring nylon glides included in each leg at floor level
- Textiles are sewn with double stitch seams
- Seating rated for users up to 275lbs
- Ships fully assembled

HOW TO ORDER EXAMPLE

Model No.	Description	Example
427	Frame Color	DC
	Primary Upholstery	Momentum Canter EPU Sand
	Accent Upholstery	Momentum Canter EPU Sand
	Metal Color	A
	Arm Cap, Finish	AW, TK

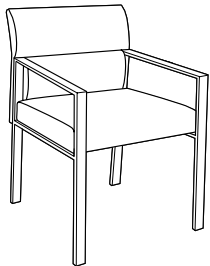
METAL FRAME POWDER COAT OPTIONS

ALUM	Aluminum	OYST	Oyster
MIST	Mist	SUGC	Sugar Cookie
NOIR	Noir		

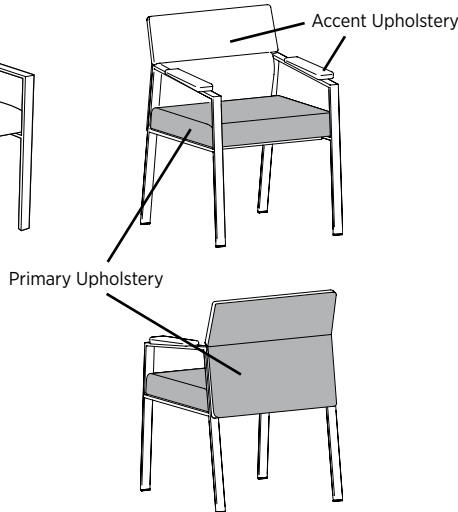
UPHOLSTERY OPTIONS

Available in single or contrasting upholsteries in a wide variety of graded-in or contract options, including fabric, vinyl, and leather.

Single Upholstery



Contrasting Upholstery



ARM CAP OPTIONS

STD	No Arm Cap	\$	Std
AW	Wood Arm Cap, Specify Finish	\$	156
AU	Upholstered Arm Cap, Specify Upholstery	\$	85

WOOD FINISHES

Indiana Furniture uses a multi-step, hand finishing process on all exposed wood frames.

Chairs feature a catalyzed varnish finish which offers durability, lasting beauty, and resistance to normal wear.

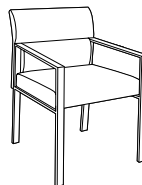
AW	Artisan Walnut	LW	Legacy Walnut
AS	Asian Night	MW	Mahogany Walnut
BW	Beigewood*	MO	Medium Oak*
BL	Black	ORW	Oak Riftwood*
CO	Columbian Walnut	PNW	Pinnacle Walnut
DC	Dark Cherry	SCH	Select Cherry
DFW	Dark Forest Walnut*	SKC	Shaker Cherry
WH	Designer White	SBP	Smoky Brown Pear*
EF	Espresso	TK	Studio Teak
FO	Fawn Oak*	SM	Sugar Maple
GC	Golden Cherry	SW	Sunglow Walnut
HVM	Harvest Maple*	WTA	Weathered Ash*
HW	Harvest Walnut	WC	Williamsburg Cherry

*Finish is Low Sheen

CERTIFICATIONS & COMPLIANCE

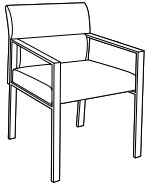
- CAL 117-2013 Compliance
- Intertek Sustainability Certified
- BIFMA level® Certified
- BIFMA Compliant® Certified
- TSCA Title VI (CARB) Compliance
- US Green Building's LEED® Contribution

STATEMENT OF LINE



Guest Chair
427
[\(See Details\)](#)

Item	Model No.	Chair Width	Chair Depth	Chair Height	Seat Width	Seat Depth	Seat Height	Arm Height	Ship Wt	Cubic Ft
GUEST CHAIR	427	24½	23½	33½	19⅞	18	18¾	25¼	32	23.7



Description

- Wall Saver Design
- Specify Frame Color; [See Frame Colors](#)
- Available with Contrasting Upholsteries
- [See Arm Cap Optional](#)

Must Specify (in this order):

- Model #
- Primary Upholstery
- Accent Upholstery
- Metal Color
- Arm Cap
- Arm Cap Finish

List Price/Grade	Yards	COM/1	2	3	4	5	6	7	8	9	10	L1	L2
Single Upholstery	2.25	\$ 1862	1972	2065	2155	2292	2431	2632	2836	3079	3356	2560	2857
Contrasting Upholstery													
Primary	1.50	\$ 1862	1936	1997	2057	2149	2242	2375	2512	2674	2858	2327	2525
Accent	0.75	\$ 0	36	68	98	143	189	257	324	405	498	233	332

For ordering options, [see overview at the beginning of this section.](#)

ME, MYSELF & I

GUEST, LOUNGE + TABLES BY EDGE DESIGN (MMI SERIES)

In partnership with Edge Design, a UK-based company, we welcome Me, Myself & I.

With the growth of open and breakout areas in the working environments, Me, Myself & I provides a relaxed and collective seating solution. Guest/Lounge seating is available in two back heights and contrasting fabrics. Add one of the perfectly matching tables to complete your setting.

CONSTRUCTION

- Internal wood components are manufactured using Baltic Birch and exposed parts are European Beech
- All chair joints are double-doweled or mortised and tenoned, screwed, and glued for maximum strength and durability
- Frames are individually hand assembled and sanded prior to being finished; Legs are 9¾”H on the seating and rectangular table and 14”H on the square table
- High Grade Polyurethane Foam, 3¼” thick in the seat and 2” thick in the back
- Non-marring nylon glides included in each leg at floor level
- Tables have 1½” thick HPL surface with 1½ mm PVC edge band and Square edge profile
- Seating rated for users up to 275lbs
- Ships fully assembled

HOW TO ORDER EXAMPLE

GUEST/LOUNGE

Model No.	Description	Example
MMI-02	Leg Finish	LW
	Primary Upholstery	CF Stinson Nova Spotlight
	Accent Upholstery	CF Stinson Rivera Ochre

TABLES

Model No.	Description	Example
MMIT-02	Leg Finish	BW
	Top Color	WH

WOOD FINISHES AVAILABLE ON LEGS

AW	Artisan Walnut	LW	Legacy Walnut
AS	Asian Night	MW	Mahogany Walnut
BW	Beigewood*	MO	Medium Oak*
BL	Black	ORW	Oak Riftwood*
CO	Columbian Walnut	PNW	Pinnacle Walnut
DC	Dark Cherry	SCH	Select Cherry
DFW	Dark Forest Walnut*	SKC	Shaker Cherry
WH	Designer White	SBP	Smoky Brown Pear*
EF	Espresso	TK	Studio Teak
FO	Fawn Oak*	SM	Sugar Maple
GC	Golden Cherry	SW	Sunglow Walnut
HVM	Harvest Maple*	WTA	Weathered Ash*
HW	Harvest Walnut	WC	Williamsburg Cherry

* Finish is Low Sheen

STATEMENT OF LINE

Low Back Chair: MMI-01 [\(See Details\)](#)

Mid Back Chair: MMI-02 [\(See Details\)](#)

Mid Back Settee: MMI-12 [\(See Details\)](#)

Square Table: MMIT-1 [\(See Details\)](#)

Rectangle Table: MMIT-2 [\(See Details\)](#)

Enhance your space with Cush Pillows. [See details.](#)

HPL (P) LAMINATE OPTIONS ON TABLES TOPS

WOODGRAIN

AS	Asian Night	PNW	Pinnacle Walnut
BW	Beigewood	SCH	Select Cherry
CO	Columbian Walnut	SKC	Shaker Cherry
EF	Espresso	SBP	Smoky Brown Pear
GC	Golden Cherry	TK	Studio Teak
HVM	Harvest Maple	SM	Sugar Maple
MW	Mahogany Walnut	WTA	Weathered Ash
ORW	Oak Riftwood	WC	Williamsburg Cherry

SOLID

WH	Designer White
----	----------------

TABLE EDGE PROFILE




Square

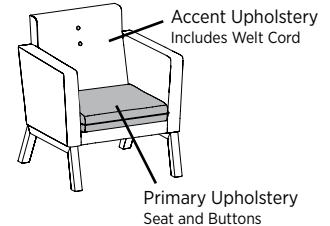
UPHOLSTERY OPTIONS

Available in single or contrasting upholsteries in a wide variety of graded-in or contract options, including fabric, vinyl, and leather.

Single Upholstery



Contrasting Upholstery



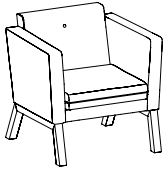
CERTIFICATIONS & COMPLIANCE

- CAL 117-2013 Compliance
- Intertek Sustainability Certified
- BIFMA level® Certified
- BIFMA Compliant® Certified
- TSCA Title VI (CARB) Compliance
- US Green Building's LEED® Contribution

ME, MYSELF & I

GUEST, LOUNGE + TABLES BY EDGE DESIGN (MMI SERIES)

Item	Model No.	Chair Width	Chair Depth	Chair Height	Seat Width	Seat Depth	Seat Height	Arm Height	Ship Wt	Cubic Ft
LOW BACK CLUB CHAIR	MMI-01	31	28	30	22	20	17½	26 ½	44	24.0



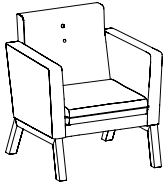
Must Specify (in this order):
Model #
Leg Finish
Primary Upholstery
Accent Upholstery

Description

- Standard with: Wood Legs and One Button in Back
- Available with Contrasting Upholsteries (Primary Upholstery = Seat and Buttons)

List Price/Grade	Yards	COM/1	2	3	4	5	6	7	8	9	10	L1	L2
Single Upholstery	4.50	\$ 2882	3103	3287	3467	3742	4021	4421	4831	5317	5870	4277	4871
Contrasting Upholstery													
Primary	1.25	\$ 2882	2943	2995	3045	3121	3198	3310	3423	3558	3712	3270	3435
Accent	3.25	\$ 0	159	293	423	621	822	1112	1407	1758	2158	1008	1437

MID BACK CLUB CHAIR	MMI-02	31	28	33½	22	20	17½	26½	46.3	24.0
---------------------	--------	----	----	-----	----	----	-----	-----	------	------



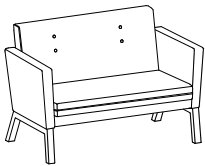
Must Specify (in this order):
Model #
Leg Finish
Primary Upholstery
Accent Upholstery

Description

- Standard with: Wood Legs and Two Buttons in Back
- Available with Contrasting Upholsteries (Primary Upholstery = Seat and Buttons)

List Price/Grade	Yards	COM/1	2	3	4	5	6	7	8	9	10	L1	L2
Single Upholstery	4.50	\$ 2934	3155	3339	3519	3794	4073	4473	4883	5369	5922	4329	4923
Contrasting Upholstery													
Primary	1.25	\$ 2934	2995	3047	3097	3173	3250	3362	3475	3610	3764	3322	3487
Accent	3.25	\$ 0	159	293	423	621	822	1112	1407	1758	2158	1008	1437

MID BACK SETTEE	MMI-12	51	28	33½	42	20	17½	26½	57	42.5
-----------------	--------	----	----	-----	----	----	-----	-----	----	------




Must Specify (in this order):
Model #
Leg Finish
Primary Upholstery
Accent Upholstery

Description

- Standard with: Wood Legs and Four Buttons in Back
- Available with Contrasting Upholsteries (Primary Upholstery = Seat and Buttons)

List Price/Grade	Yards	COM/1	2	3	4	5	6	7	8	9	10	L1	L2
Single Upholstery	5.75	\$ 3426	3708	3944	4174	4524	4881	5393	5916	6537	7244	5209	5968
Contrasting Upholstery													
Primary	1.75	\$ 3426	3512	3584	3654	3760	3869	4025	4184	4373	4588	3969	4200
Accent	4.00	\$ 0	196	360	520	764	1012	1368	1732	2164	2656	1240	1768

Item	Model No.	W	D	H	Ship Wt	Cubic Ft	List Price
SQUARE TABLE	MMIT-1	22	22	16	31	10.8	\$ 950

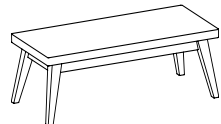


Must Specify (in this order):
Model #
Leg Finish
Top Color

Description

- Features 1½" HPL Top with Square Edge Profile and Wood Base
- Available with Contrasting Top and Leg Color

RECTANGLE TABLE	MMIT-2	51	22	16	66	25.9	\$ 1295
-----------------	--------	----	----	----	----	------	---------



Must Specify (in this order):
Model #
Leg Finish
Top Color

Description

- Features 1½" HPL Top with Square Edge Profile and Base
- Available in Contrasting Surface and Leg Color

For ordering options, [see overview at the beginning of this section.](#)

In partnership with Edge Design, a UK-based company, we welcome Natta.

Natta offers an agile solution for a variety of community spaces and meeting applications. With its simplicity of form, it can achieve a subtle effect and still provide an excellent solution for any meeting and breakout environment. Available in matching benches, stools and tables.

CONSTRUCTION

- Internal wood components are manufactured using Baltic Birch and exposed parts are European Beech
- All chair joints are double-doweled or mortised and tenoned, screwed, and glued for maximum strength and durability
- Frames are individually hand assembled and sanded prior to being finished; Bench Legs are 14"H and Stool Legs are 29¼"H and are sanded prior to finishing
- High Grade Polyurethane Foam, 1" thick on the Stool seat and back; ¾" thick on Bench seat
- Non-marring nylon glides included in each leg at floor level
- Tables have ½" thick HPL surface with 1mm PVC edge band and Square edge profile
- **Stools and benches rated for users up to 275lbs**
- Ships fully assembled

HOW TO ORDER EXAMPLE

BENCHES

Model No.	Description	Example
NA-1	Leg Finish	WTA
	Upholstery	CF Stinson Artisan Moody

TABLES

Model No.	Description	Example
NAT-1	Leg Finish	SBP
	Top Color	SBP

WOOD FINISHES AVAILABLE ON LEGS

AW Artisan Walnut	LW Legacy Walnut
AS Asian Night	MW Mahogany Walnut
BW Beigewood*	MO Medium Oak*
BL Black	ORW Oak Riftwood*
CO Columbian Walnut	PNW Pinnacle Walnut
DC Dark Cherry	SCH Select Cherry
DFW Dark Forest Walnut*	SKC Shaker Cherry
WH Designer White	SBP Smoky Brown Pear*
EF Espresso	TK Studio Teak
FO Fawn Oak*	SM Sugar Maple
GC Golden Cherry	SW Sunglow Walnut
HVM Harvest Maple*	WTA Weathered Ash*
HW Harvest Walnut	WC Williamsburg Cherry

* Finish is Low Sheen

STATEMENT OF LINE



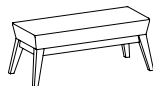
Stool: NAS-1C
[\(See Details\)](#)



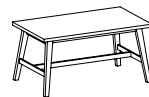
Swivel Stool: NAS-1CS
[\(See Details\)](#)



Small Bench: NA-11
[\(See Details\)](#)



Large Bench: NA-1
[\(See Details\)](#)



30"H Table: NAT-1
[\(See Details\)](#)



42"H Table: NAT-2
[\(See Details\)](#)

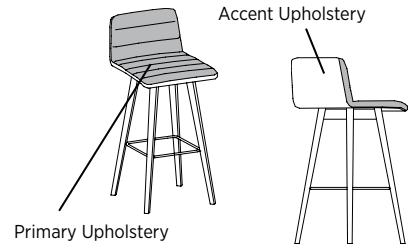
UPHOLSTERY OPTIONS

Available in single or contrasting upholsteries in a wide variety of graded-in or contract options, including fabric, vinyl, and leather. Accent includes extreme back which extends below the seat.

Single Upholstery



Contrasting Upholstery



HPL (P) LAMINATE OPTIONS ON TABLE TOPS

WOODGRAIN

AS Asian Night	PNW Pinnacle Walnut
BW Beigewood	SCH Select Cherry
CO Columbian Walnut	SKC Shaker Cherry
EF Espresso	SBP Smoky Brown Pear
GC Golden Cherry	TK Studio Teak
HVM Harvest Maple	SM Sugar Maple
MW Mahogany Walnut	WTA Weathered Ash
ORW Oak Riftwood	WC Williamsburg Cherry

SOLID

WH Designer White

STOOL FOOT RING OPTIONS

BLK Black
CHM Chrome

CERTIFICATIONS & COMPLIANCE

- CAL 117-2013 Compliance
- Intertek Sustainability Certified
- BIFMA level® Certified
- BIFMA Compliant® Certified
- TSCA Title VI (CARB) Compliance
- US Green Building's LEED® Contribution

Item	Model No.	Chair Width	Chair Depth	Chair Height	Seat Width	Seat Depth	Seat Height	Arm Height	Ship Wt	Cubic Ft
STOOL	NAS-1C	19½	19½	40½	17	15½	30½	-	16	10.7



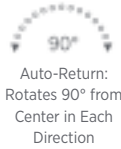
Must Specify (in this order):
Model #
Leg Finish
Primary Upholstery
Accent Upholstery
Foot Ring Color

Description

- Back is 10" tall
- Specify [Wood Finish on Legs](#), Upholstery, and Black or Chrome Foot Ring
- Available with Contrasting Upholsteries

List Price/Grade	Yards	COM/1	2	3	4	5	6	7	8	9	10	L1	L2
Single Upholstery	1.75	\$ 1343	1429	1501	1571	1677	1786	1942	2101	2290	2505	1886	2117
Contrasting Upholstery													
Primary	1.00	\$ 1343	1392	1433	1473	1534	1596	1685	1776	1884	2007	1653	1785
Accent	0.75	\$ 0	37	68	98	143	190	257	325	406	498	233	332

Item	Model No.	Chair Width	Chair Depth	Chair Height	Seat Width	Seat Depth	Seat Height	Arm Height	Ship Wt	Cubic Ft
SWIVEL STOOL	NAS-1CS	19½	19½	41¼	17	15½	31¼	-	18	10.7




Must Specify (in this order):
Model #
Leg Finish
Primary Upholstery
Accent Upholstery
Foot Ring Color

Description

- Back is 10" tall
- Swivel Features Auto-Return and Rotates 90° from Center in Each Direction
- Specify [Wood Finish on Legs](#), Upholstery, and Black or Chrome Foot Ring
- Available with Contrasting Upholsteries

List Price/Grade	Yards	COM/1	2	3	4	5	6	7	8	9	10	L1	L2
Single Upholstery	1.75	\$ 1433	1519	1591	1661	1767	1876	2032	2191	2380	2595	1976	2207
Contrasting Upholstery													
Primary	1.00	\$ 1433	1482	1523	1563	1624	1686	1775	1866	1974	2097	1743	1875
Accent	0.75	\$ 0	37	68	98	143	190	257	325	406	498	233	332

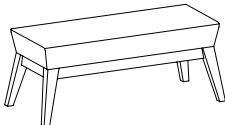
Item	Model No.	Chair Width	Chair Depth	Chair Height	Seat Width	Seat Depth	Seat Height	Arm Height	Ship Wt	Cubic Ft
SMALL BENCH	NA-11	21½	21½	19½	21½	20	19½	-	31	24.0



Must Specify (in this order):
Model #
Leg Finish
Upholstery

List Price/Grade	Yards	COM/1	2	3	4	5	6	7	8	9	10	L1	L2
Single Upholstery	1.25	\$ 1191	1252	1304	1354	1430	1507	1619	1732	1867	2021	1579	1744

Item	Model No.	Chair Width	Chair Depth	Chair Height	Seat Width	Seat Depth	Seat Height	Arm Height	Ship Wt	Cubic Ft
LARGE BENCH	NA-1	50½	21½	19½	50½	20	19½	-	46	42.8

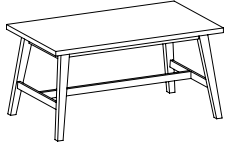


Must Specify (in this order):
Model #
Leg Finish
Upholstery

List Price/Grade	Yards	COM/1	2	3	4	5	6	7	8	9	10	L1	L2
Single Upholstery	1.50	\$ 1683	1757	1818	1878	1970	2063	2196	2333	2495	2679	2148	2346

For ordering options, [see overview at the beginning of this section.](#)

Item	Model No.	W	D	H	Ship Wt	Cubic Ft	List Price
30"H MEETING TABLE	NAT-1	61½	35½	30½	106	43.7	\$ 2293



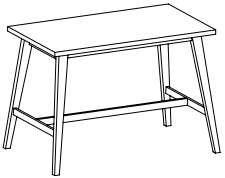
Must Specify (in this order):

Model #
Leg Finish
Top Color

Description

- Features 1½" HPL Top with Square Edge Profile and Wood Base
- Available with Contrasting [Top Color](#) and [Leg Finish](#)

42"H MEETING TABLE	NAT-2	63	39	42	115	64.0	\$ 2836
--------------------	-------	----	----	----	-----	------	---------



Must Specify (in this order):

Model #
Leg Finish
Top Color

Description

- Features 1½" HPL Top with Square Edge Profile and Wood Base
- Available with Contrasting [Top Color](#) and [Leg Finish](#)

For ordering options, [see overview at the beginning of this section.](#)

Plush Lounge seamlessly brings together the endurance needed for commercial spaces with the relaxed comforts of home. Introducing a smart range of freestanding and modular seating components, along with coordinating tables, that provide the flexibility and comfort needed in today's ever-changing environments.

CONSTRUCTION

- Exposed wood parts are kiln-dried hardwoods, selected from the highest grades of plain sliced hardwood veneers and are free of spirits, discoloration, pits, shakes, and wormholes
- Joints are mortised and tenoned, screwed, and glued for maximum strength and durability
- High Grade Polyurethane Foam in the seat, back, and arms
- Maple Wood Legs are 2"Wx2½Dx6"H; Metal Legs are 2"Wx2"Dx6"H
- Lounge units and tables are connect using pre-installed metal ganging brackets (unless otherwise noted)
- Non-marring adjustable nylon glides included in each leg at floor level
- Table tops are ¾" thick and feature a vertical square profiled edge



- Seating units rated for users up to 275lbs
- Ships fully assembled

HOW TO ORDER EXAMPLES

UPHOLSTERED MODELS

Model No.	Description	Example
620	Primary Upholstery	CF Stinson Velocity Pewter
	Accent Upholstery	CF Stinson Ace Driftwood
	Leg	ICON
	Leg Finish	BW
	Plinth Accent Trim	PLINTH
	Plinth Color	ORW
	Power	ECSL


TABLES

620-2433GET	Top Material	W
	Finish/Color	ORW
	Cabinet Accent	CAPPD
	Leg	PLALUM
	Leg Finish	-
	Plinth Attachment	PLINTH ATTACHMENT
	Power Location	C
	Power	01-DUOBEZELS

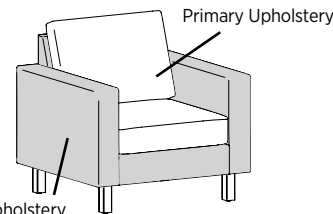
UPHOLSTERY OPTIONS

Available in single or contrasting upholsteries in a wide variety of graded-in or contract options, including fabric, vinyl, and leather.

Single Upholstery




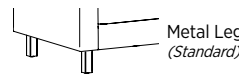
Contrasting Upholstery



SEATING AND TABLE LEG OPTIONS

Plush seating and tables are standard with Black or Aluminum Metal legs. Optional Wood Leg matches our Iconic Caseloads Collection. Must Specify Leg and Color.

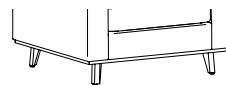
PLBLK	Black Metal Leg	STD
PLALUM	Aluminum Metal Leg	STD
ICON	Four (4) Wood Legs (<i>Matches the Iconic Collection</i>)	\$ 308
	Two (2) Wood Legs (<i>Matches the Iconic Collection</i>)	\$ 154
	One (1) Wood Leg (<i>Matches the Iconic Collection</i>)	\$ 77



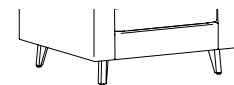
PLINTH ACCENT TRIM OPTIONS

Plinth Accent Trim is available with Metal or Wood Leg.

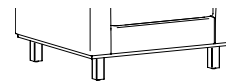
NONE	No Wood Plinth	Standard
PLINTH	Wood Plinth	\$ 288



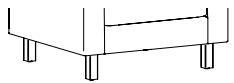
With Plinth Accent Trim and Wood Legs



Without Plinth Accent Trim and Wood Legs



With Plinth Accent Trim and Metal Legs



Without Plinth Accent Trim and Metal Legs

LEG AND PLINTH WOOD FINISHES

Indiana Furniture uses a multi-step, hand finishing process on all exposed wood. Chairs feature a catalyzed varnish finish which offers durability, lasting beauty, and resistance to normal wear.

Chairs available with contrasting leg and plinth colors.

AW	Artisan Walnut	LW	Legacy Walnut
AS	Asian Night	MW	Mahogany Walnut
BW	Beigewood*	MO	Medium Oak*
BL	Black	ORW	Oak Riftwood*
CO	Columbian Walnut	PNW	Pinnacle Walnut
DC	Dark Cherry	SCH	Select Cherry
DFW	Dark Forest Walnut*	SKC	Shaker Cherry
WH	Designer White	SBP	Smoky Brown Pear*
EW	Espresso	TK	Studio Teak
FO	Fawn Oak*	SM	Sugar Maple
GC	Golden Cherry	SW	Sunglow Walnut
HVM	Harvest Maple*	WTA	Weathered Ash*
HW	Harvest Walnut	WC	Williamsburg Cherry

*Finish is Low Sheen

VENEER TABLES WITH VENEER (W) OR HPL (P) TOP OPTIONS

Veneer tables feature UVAdvantage, an ultra-violet finish, on all exposed surfaces by utilizing roll-coat UV technology.

Veneer tables available with Veneer (W) or HPL (P) Top. Must specify Top Material and Finish Color. Tables are available with contrasting chassis and leg colors.

AW	Artisan Walnut	MW	Mahogany Walnut**
AS	Asian Night**	MO	Medium Oak*
CO	Columbian Walnut**	ORW	Oak Riftwood*, **
DC	Dark Cherry	SCH	Select Cherry**
DFW	Dark Forest Walnut	SKC	Shaker Cherry**
EF	Espresso**	SBP	Smoky Brown Pear**
FO	Fawn Oak*	SM	Sugar Maple**
GC	Golden Cherry**	SW	Sunglow Walnut
HVM	Harvest Maple**	WTA	Weathered Ash*, **
HW	Harvest Walnut	WC	Williamsburg Cherry**
LW	Legacy Walnut		

*Finish is Low Sheen

**HPL Color Options with Veneer Tables

TFL TABLES WITH TFL (T) OR HPL (P) TOP OPTIONS

TFL tables available with TFL (T) or HPL (P) Top. Must specify Top Material and Color.

WOODGRAIN

AS	Asian Night	PNW	Pinnacle Walnut
BW	Beigewood	SCH	Select Cherry
CO	Columbian Walnut	SKC	Shaker Cherry
EF	Espresso	SBP	Smoky Brown Pear
GC	Golden Cherry	TK	Studio Teak
HVM	Harvest Maple	SM	Sugar Maple
MW	Mahogany Walnut	WTA	Weathered Ash
ORW	Oak Riftwood	WC	Williamsburg Cherry

SOLID

BL	Black	WH	Designer White
----	-------	----	----------------

INTERIOR CABINET TABLE ACCENT HPL (P) OPTIONS

Select Veneer tables feature an optional interior HPL accent color. See specific veneer tables for details.

CABL	Black	CAPPD	Pepperdust
CABSH	Blush	CASG	Slate Grey
CAWH	Designer White	CASV	Summer Vacation
CAENL	Enamel	CASUS	Surfin USA
CAFHG	Fashion Grey	CAWHS	White Sand
CAFK	First Kiss		

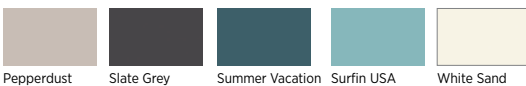
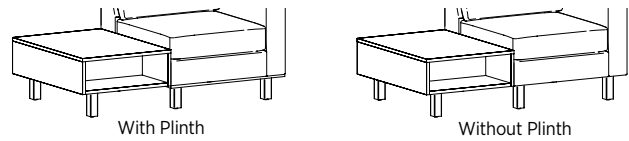


TABLE CONNECTION

The ganging construction will vary based on the connection of table to chairs with the Plinth Accent Trim option. Please specify Plinth Attachment when ganging tables with Plush Seating units that have the Plinth Accent Trim option.

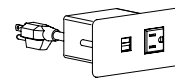
NO PLINTH ATTACHMENT Ganging Table to Seat without Plinth
 PLINTH ATTACHMENT Ganging Table to Seat with Plinth



SEATING AND OTTOMAN POWER OPTIONS

Note: Specified as if you are standing, looking at the chair.

Power locations for two arm models are 9" up from glide and 10" in from the outside of the arm. For one arm models, the power is located 9" up from glide and 4 3/4" from the side without an arm and 10" in from the outside of the arm.



1 Electrical Power and 2 USB Outlets

Seating Units and 26" Ottoman: Locations + Colors

ECSL	Left Port, Silver	\$ 915
ECSR	Right Port, Silver	\$ 915
ECSLR	Left and Right Port, Silver	\$ 1830
ECBL	Left Port, Black	\$ 915
ECBR	Right Port, Black	\$ 915
ECBLR	Left and Right Port, Black	\$ 1830

31"x33" Ottoman Units: Locations + Colors

Power locations are specified based on the application and are available on one side in two locations. When specified, the power will be located 9" up from glide and 4 3/4" from the outside of the unit.


ECBL33	Black, Left on 33" Side	\$ 915
ECBR33	Black, Right on 33" Side	\$ 915
ECBLR33	Black, Left and Right on 33" Side	\$ 1830
ECSL33	Silver, Left on 33" Side	\$ 915
ECSR33	Silver, Right on 33" Side	\$ 915
ECSLR33	Silver, Left and Right on 33" Side	\$ 1830
ECBL31	Black, Left on 31" Side	\$ 915
ECBR31	Black, Right on 31" Side	\$ 915
ECBLR31	Black, Left and Right on 31" Side	\$ 1830
ECSL31	Silver, Left on 31" Side	\$ 915
ECSR31	Silver, Right on 31" Side	\$ 915
ECSLR31	Silver, Left and Right on 31" Side	\$ 1830

See next page for the location guide.


SEATING AND OTTOMAN LOCATION GUIDE FOR POWER OPTIONS

Seating and 26" Ottoman Locations

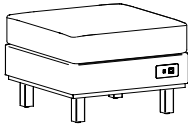
Club Chair shown with Power on Left



Club Chair shown with Power on Left and Right

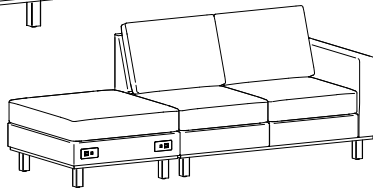
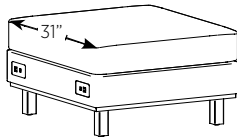


26" Ottoman Shown with Power on Right



31"x33" Ottoman Locations

Specify power on the 31" side if placing the ottoman to the side of a single, two, or three seat unit.



Specify power on the 33" side if placing the ottoman in front of a single, two, or three seat unit.

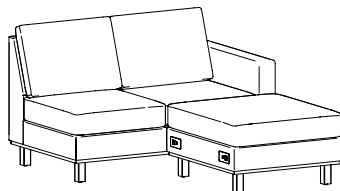
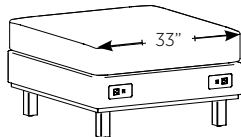


TABLE POWER OPTIONS

Power Options + Locations: Specify the grommet, power, and location. [See units for more details.](#)








Grommet	<i>Specify</i>		\$ 72
Black	GBR60		
Silver	GSR60		
D150 Wireless Charger			\$ 380
Wireless & Three (3) USB Ports			
Black	01-DOCK150B		
White	01-DOCK150W		
D950 Wireless & USB Charger			\$ 249
Wireless Charging			
Black	01-DOCK950B		
White	01-DOCK950W		
ECA Cove			\$ 915
One (1) Electrical Power and Two (2) USB Outlets			
Black	01-COVIUBL		
Silver	01-COVIUAL		
DUOBEZEL			\$ 633
Two (2) Electrical Power and Two (2) USB Outlets			
Black	01-DUOBEZELB		
White	01-DUOBEZELS		
Silver	01-DUOBEZELW		
TRIOBEZEL			\$ 680
Three (3) Electrical Power, Two (2) USB Outlets, and One (1) Open Data Port			
Black	01-TRIOBEZELB		
White	01-TRIOBEZELS		
Silver	01-TRIOBEZELW		
<i>Open Port Options for TRIOBEZEL</i>			
VGA Date Port	01-LCOMVGA		\$ 114
HDMI Data Port (Open Market Only)	01-LCOMHDMI		\$ 155
RJ45 Data Port	01-LCOMRJ45		\$ 74
DPORT4			\$ 1025
Two (2) USB Outlets, and Two (2) Open Data Port			
Aluminum	01-DPORT4A		
Black	01-DPORT4B		
<i>Port Options for DPORTS</i>			
USB Port	01-USBPORT		\$ 151
Voice Coupler	01-VOICE1		\$ 69
Data Port	01-RJ4DATA		\$ 156

TABLE POWER LOCATIONS

NONE	None	LC	Left and Centered
C	Centered	RC	Right and Centered
R	Right	LR	Left and Right
L	Left	LCR	Left, Right and Centered

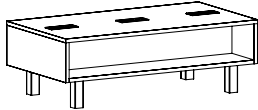
See next page for locations options available on each table.

Plush

TABLE POWER LOCATIONS

Models

620-2445CT 620-2445CTT



Cocktail Table Shown with Metal Leg and Three TRIOBEZEL on Left and Right and Center


L/R: 6" from ends and 12" from front

C: 22½" from ends and 12" from front

All power options available in Left, Right and Center.

Models

620-2433GET 620-2433GETT 620-2433GT 620-2433GTT

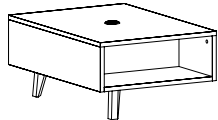


Ganging Inline Table Shown with DPORT4 on Center

L/R: 6" from ends and 16½" from front

C: 12" from ends and 16½" from front

Grommet, D950 Wireless Charger and D150 Wireless & USB Charger available on Left, Right and Center.

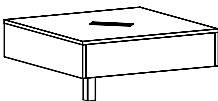


Ganging End Table Shown with Wood Leg, Grommet and Double USB Sand Dollar on Center

All other power options available on Center only.

Models

620-2424CGT 620-2424CGTT




Ganging Corner Table Shown with Metal Leg and TRIOBEZEL on Center

C: 16½" from edge


All power options available on Center only.

CERTIFICATIONS & COMPLIANCE

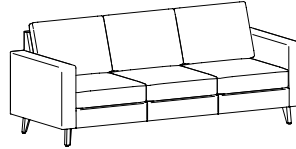
- CAL 117-2013 Compliance
- Intertek Sustainability Certified
- BIFMA level® Certified
- BIFMA Compliant® Certified
- TSCA Title VI (CARB) Compliance
- US Green Building's LEED® Contribution




Club Chair:
620
[\(See Details\)](#)




Settee:
6202
[\(See Details\)](#)



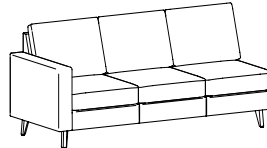
Sofa:
6203
[\(See Details\)](#)




Club Chair, 1 Arm:
620R (Right)
620L (Left)
[\(See Details\)](#)



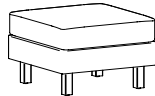
Settee, 1 Arm:
6202R (Right)
6202L (Left)
[\(See Details\)](#)



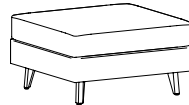
Sofa, 1 Arm:
6203R (Right)
6203L (Left)
[\(See Details\)](#)



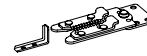
Corner Unit:
620-90C
[\(See Details\)](#)



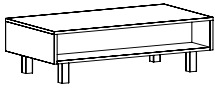
Ottoman:
620-2626OT
[\(See Details\)](#)



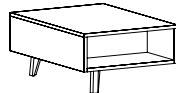
Ottoman:
620-3133OT
[\(See Details\)](#)



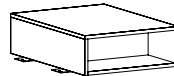
Ganging Bracket:
620-000GB
[\(See Details\)](#)



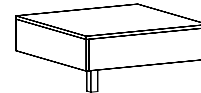
Cocktail Table:
620-2445CT (Veneer)
620-2445CTT (TFL)
[\(See Details\)](#)



Ganging End Table:
620-2433GET (Veneer)
620-2433GETT (TFL)
[\(See Details\)](#)


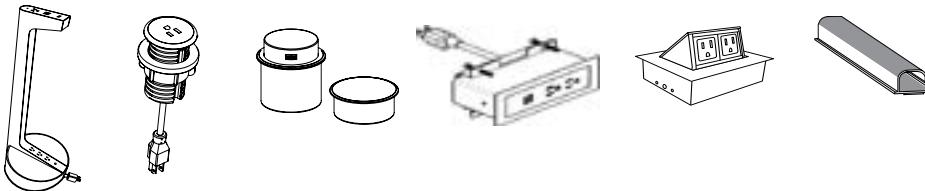


Ganging Inline Table:
620-2433GT (Veneer)
620-2433GETT (TFL)
[\(See Details\)](#)



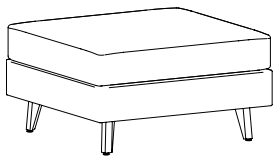
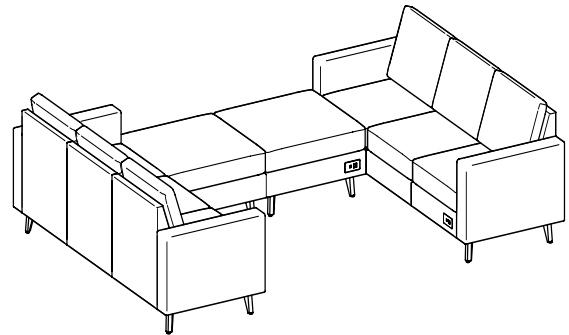

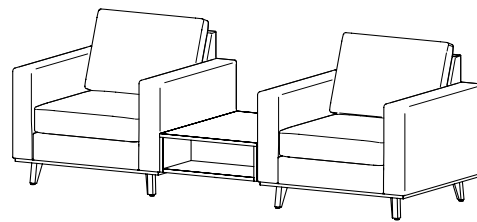

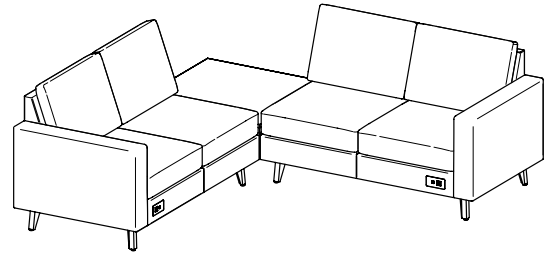
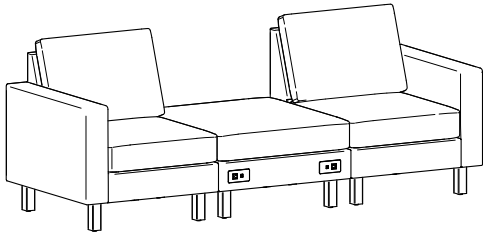
Ganging Corner Table:
620-3333CGT (Veneer)
620-3333CGTT (TFL)
[\(See Details\)](#)

Wire Management, Power/Data + Accessories



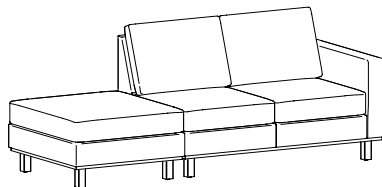
Make any Plush Lounge a little more stylish, cozier, and the overall a little brighter. Enhance your space with new Cush Pillows. Available in multiple shapes and sizes, and with or without piping, to bring the comforts of home or add sophistication to any space. [Visit our website for more details.](#)

Be inspired to personalize Cush and Plush with our broad range of graded-in and contract upholstery.




620-31330T: Ottoman Project Ideas

Set the 31"x33" ottoman to the side of a single, two or three seat unit and match the depth of the arm or set it in front of a corner or one arm unit and it matches the seat and arm width to create a chaise lounge application.

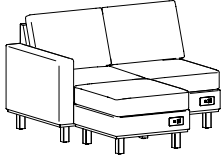


Ottoman matches depth of unit



Ottoman matches seat width to create a chaise lounge


Item	Model No.	Width	Depth	Height	Ship Wt	Cubic Ft	List Price
SETTEE + OTTOMAN	620-9	57¼	59½	36	140	62.9	\$ 5431



CONSISTS OF:		QTY		
6202L	1	Settee, 1 Arm, Left	\$	4086
Shown with Metal Legs, Optional ECSR Right Power Port				
620-2626OT	1	26" Ottoman	\$	1345
Shown with Metal Legs, Optional ECSR Right Power Port				

Products are available as left or right and with other features, where applicable
 Grade 1 with standard metal leg pricing
 List prices do not include optional power ports

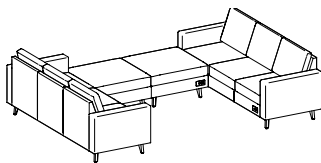
Item	Model No.	Width	Depth	Height	Ship Wt	Cubic Ft	List Price
L SHAPED	620-10	90½	90½	36	287	111.1	W/P\$ 10185



CONSISTS OF:		QTY		
6202L	1	Settee, 1 Arm, Left	\$	4086
Shown with Optional Wood Legs and ECSL Left Power Port				
620-3333CGT	1	Corner Table, Veneer	W/P\$	2013
6202R	1	Settee, 1 Arm, Right	\$	4086
Shown with Optional Wood Legs and ECSR Right Power Port				

Products are available as left or right and with other features, where applicable
 Grade 1 with standard metal leg pricing
 List prices do not include optional wood leg or power ports

Item	Model No.	Width	Depth	Height	Ship Wt	Cubic Ft	List Price
U GROUP	620-11	88¼	133	36	380	166.2	\$ 15646




CONSISTS OF:		QTY		
6203	1	Sofa	\$	6117
Shown with Optional Wood Legs and ECSR Right Power Port				
620-3133OT	1	31"x33" Ottoman	\$	1660
Shown with Optional Wood Legs and ECSR33 Right Power Port				
620-3133OT	1	31"x33" Ottoman	\$	1660
Shown with Optional Wood Legs and ECSL33 Left Power Port				
620-000GB	1	Ganging Bracket Kit; Optional	\$	92
<i>(Used to Connect Ottomans Together)</i>				
6203	1	Sofa	\$	6117
Shown with Optional Wood Legs and ECSL Left Power Port				

Products are available as left or right and with other features, where applicable
 Grade 1 with standard metal leg pricing
 List prices do not include optional wood leg or power ports

T = TFL P = HPL W = Veneer

For ordering options, [see overview at the beginning of this section.](#)

Item	Model No.	Chair Width	Chair Depth	Chair Height	Seat Width	Seat Depth	Seat Height	Arm Height	Ship Wt	Cubic Ft
CLUB CHAIR	620	36¼	33¼	36	26	21	18½	26	90	29.3



Shown with Metal Leg and Plinth Accent Trim

Must Specify (in this order):


- Model #
- Primary Upholstery
- Accent Upholstery
- Leg
- Leg Finish
- Plinth Accent
- Plinth Accent Finish
- Power

Description

- Standard with: Left and Right Arm and Metal Legs
- Available with Contrasting Upholsteries
- Optional Plinth Accent Trim and Wood Legs Available in Contrasting Finishes
- Optional Wood Leg ([See Finish Options](#)), Plinth Accent ([See Plinth Options](#)) and Power ([See Seating Power Options](#))

List Price/Grade	Yards	COM/1	2	3	4	5	6	7	8	9	10	L1	L2
Single Upholstery	6.25	\$ 3027	3333	3590	3840	4221	4608	5165	5733	6408	7177	4965	5790
Contrasting Upholstery													
Primary	2.50	3060	3183	3285	3385	3538	3693	3915	4143	4413	4720	3835	4165
Accent	4.50	0	221	405	585	860	1139	1539	1949	2435	2988	1395	1989

SETTEE	6202	62¼	33¼	36	52	21	18½	26	120	50.8
--------	------	-----	-----	----	----	----	-----	----	-----	------



Shown with Wood Leg

Must Specify (in this order):

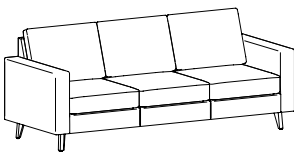
- Model #
- Primary Upholstery
- Accent Upholstery
- Leg
- Leg Finish
- Plinth Accent
- Plinth Accent Finish
- Power

Description

- Standard with: Left and Right Arm and Metal Legs
- Available with Contrasting Upholsteries
- Optional Plinth Accent Trim and Wood Legs Available in Contrasting Finishes
- Optional Wood Leg ([See Finish Options](#)), Plinth Accent ([See Plinth Options](#)) and Power ([See Seating Power Options](#))

List Price/Grade	Yards	COM/1	2	3	4	5	6	7	8	9	10	L1	L2
Single Upholstery	9.25	\$ 4520	4973	5353	5723	6287	6860	7684	8525	9524	10662	7388	8609
Contrasting Upholstery													
Primary	4.00	4553	4749	4913	5073	5317	5565	5921	6285	6717	7209	5793	6321
Accent	6.00	0	294	540	780	1146	1518	2052	2598	3246	3984	1860	2652

SOFA	6203	88¼	33¼	36	78	21	18½	26	150	70.1
------	------	-----	-----	----	----	----	-----	----	-----	------



Shown with Wood Leg

Must Specify (in this order):

- Model #
- Primary Upholstery
- Accent Upholstery
- Leg
- Leg Finish
- Plinth Accent
- Plinth Accent Finish
- Power

Description

- Standard with: Left and Right Arm and Metal Legs
- Available with Contrasting Upholsteries
- Optional Plinth Accent Trim and Wood Legs Available in Contrasting Finishes
- Optional Wood Leg ([See Finish Options](#)), Plinth Accent ([See Plinth Options](#)) and Power ([See Seating Power Options](#))

List Price/Grade	Yards	COM/1	2	3	4	5	6	7	8	9	10	L1	L2
Single Upholstery	12.00	\$ 6117	6705	7197	7677	8409	9153	10221	11313	12609	14085	9837	11421
Contrasting Upholstery													
Primary	6.25	6194	6500	6757	7007	7388	7775	8332	8900	9575	10344	8132	8957
Accent	7.50	0	368	675	975	1433	1898	2565	3248	4058	4980	2325	3315



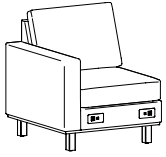
Optional Wood Leg




Optional Plinth Accent Trim

For ordering options, [see overview at the beginning of this section.](#)

Item	Model No.	Chair Width	Chair Depth	Chair Height	Seat Width	Seat Depth	Seat Height	Arm Height	Ship Wt	Cubic Ft
CLUB CHAIR, 1 ARM	Left	Right								
	620L	620R	31¼	33¼	36	26	21	18½	26	80



Shown as Left with Metal Leg, Plinth Accent Trim, Power in Left and Right Locations



Shown as Right with Wood Leg

Description

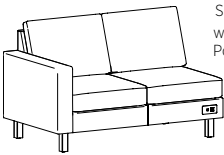
- Standard with: Left or Right Arm, Metal Legs, and Ganging Brackets Installed on Connecting Side
- Available with Contrasting Upholsteries
- Optional Plinth Accent Trim and Wood Legs Available in Contrasting Finish Colors
- Optional Wood Leg ([See Finish Options](#)), Plinth Accent ([See Plinth Options](#)) and Power ([See Seating Power Options](#))

List Price/Grade	Yards	COM/1	2	3	4	5	6	7	8	9	10	L1	L2
Single Upholstery	5.00	\$ 2480	2725	2930	3130	3435	3745	4190	4645	5185	5800	4030	4690
Contrasting Upholstery													
Primary	2.50	2524	2647	2749	2849	3002	3157	3379	3607	3877	4184	3299	3629
Accent	3.50	0	172	315	455	669	886	1197	1516	1894	2324	1085	1547


Must Specify (in this order):

- Model #
- Primary Upholstery
- Accent Upholstery
- Leg
- Leg Finish
- Plinth Accent
- Plinth Accent Finish
- Power

Item	Model No.	Chair Width	Chair Depth	Chair Height	Seat Width	Seat Depth	Seat Height	Arm Height	Ship Wt	Cubic Ft
SETTEE, 1 ARM	Left	Right								
	6202L	6202R	57¼	33¼	36	52	21	18½	26	110



Shown as Left with Metal Leg Power in Right Location



Shown as Right with Wood Leg

Description

- Standard with: Left or Right Arm, Metal Legs, and Ganging Brackets Installed on Connecting Side
- Available with Contrasting Upholsteries
- Optional Plinth Accent Trim and Wood Legs Available in Contrasting Finish Colors
- Optional Wood Leg ([See Finish Options](#)), Plinth Accent ([See Plinth Options](#)) and Power ([See Seating Power Options](#))

List Price/Grade	Yards	COM/1	2	3	4	5	6	7	8	9	10	L1	L2
Single Upholstery	8.50	\$ 4086	4503	4851	5191	5710	6237	6993	7767	8685	9730	6721	7843
Contrasting Upholstery													
Primary	4.00	4097	4293	4457	4617	4861	5109	5465	5829	6261	6753	5337	5865
Accent	4.75	0	233	428	618	907	1202	1625	2057	2570	3154	1473	2100

Must Specify (in this order):

- Model #
- Primary Upholstery
- Accent Upholstery
- Leg
- Leg Finish
- Plinth Accent
- Plinth Accent Finish
- Power



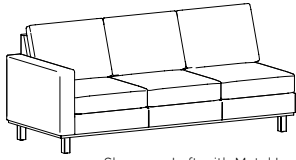
Optional Wood Leg



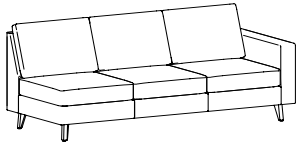
Optional Plinth Accent Trim

For ordering options, [see overview at the beginning of this section.](#)

Item	Model No.	Chair Width	Chair Depth	Chair Height	Seat Width	Seat Depth	Seat Height	Arm Height	Ship Wt	Cubic Ft	
SOFA, 1 ARM	Left										
	Right										
	6203L	6203R	83¼	33¼	36	78	21	18½	26	140	70.1



Shown as Left with Metal Leg and Plinth Accent Trim



Shown as Right with Wood Leg

Description

- Standard with: Left or Right Arm, Metal Legs, and Ganging Brackets Installed on Connecting Side
- Available with Contrasting Upholsteries
- Optional Plinth Accent Trim and Wood Legs Available in Contrasting Finish Colors
- Optional Wood Leg ([See Finish Options](#)), Plinth Accent ([See Plinth Options](#)) and Power ([See Seating Power Options](#))

List Price/Grade	Yards	COM/1	2	3	4	5	6	7	8	9	10	L1	L2
Single Upholstery	11.00	\$ 5665	6204	6655	7095	7766	8448	9427	10428	11616	12969	9075	10527
Contrasting Upholstery													
Primary	6.25	5720	6026	6283	6533	6914	7301	7858	8426	9101	9870	7658	8483
Accent	6.00	0	294	540	780	1146	1518	2052	2598	3246	3984	1860	2652

Must Specify (in this order):

- Model #
- Primary Upholstery
- Accent Upholstery
- Leg
- Leg Finish
- Plinth Accent
- Plinth Accent Finish
- Power

CORNER UNIT	620-90C	33¼	33¼	36	21	21	18½			80	29.3
-------------	---------	-----	-----	----	----	----	-----	--	--	----	------



Shown with Wood Leg and Plinth Accent Trim

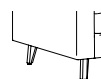
Description

- Standard with: Metal Legs and Ganging Brackets Installed on Both Connecting Sides
- Available with Contrasting Upholsteries
- Due to Connecting Applications Power is Not Available on this Unit
- Optional Plinth Accent Trim and Wood Legs Available in Contrasting Finish Colors
- Optional Wood Leg ([See Finish Options](#)) and Plinth Accent ([See Plinth Options](#))

List Price/Grade	Yards	COM/1	2	3	4	5	6	7	8	9	10	L1	L2
Single Upholstery	6.50	\$ 2747	3066	3332	3592	3989	4392	4970	5562	6264	7063	4762	5620
Contrasting Upholstery													
Primary	3.25	2769	2928	3062	3192	3390	3591	3881	4176	4527	4927	3777	4206
Accent	3.75	0	184	338	488	716	949	1283	1624	2029	2490	1163	1658

Must Specify (in this order):

- Model #
- Primary Upholstery
- Accent Upholstery
- Leg
- Leg Finish
- Plinth Accent
- Plinth Accent Finish



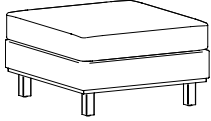
Optional Wood Leg



Optional Plinth Accent Trim

For ordering options, [see overview at the beginning of this section.](#)

Item	Model No.	Chair Width	Chair Depth	Chair Height	Seat Width	Seat Depth	Seat Height	Ship Wt	Cubic Ft
31"X33" OTTOMAN	620-3133OT	-	-	-	31¼	33¼	18½	-	40 13.0



Shown with Metal Leg and Plinth Accent Trim

Must Specify (in this order):

- Model #
- Primary Upholstery
- Accent Upholstery
- Ottoman Leg
- Leg Finish
- Plinth Accent
- Plinth Accent Finish
- Power

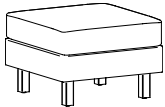
Description

- Standard with: Metal Legs and Ganging Brackets Included but Not Installed
- Available with Contrasting Upholsteries
- Power Available on Either a 31" Side or a 33" Side
- Optional Plinth Accent Trim and Wood Legs Available in Contrasting Finish Colors
- Optional Wood Leg ([See Finish Options](#)), Plinth Accent ([See Plinth Options](#)) and Power ([See Seating Power Options](#))

List Price/Grade	Yards	COM/1	2	3	4	5	6	7	8	9	10	L1	L2
Single Upholstery	4.25	\$ 1660	1868	2043	2213	2472	2735	3114	3500	3500	4482	2978	3539
Contrasting Upholstery													
Primary	2.75	1660	1795	1908	2018	2185	2356	2601	2851	3148	3486	2513	2876
Accent	1.50	0	74	135	195	287	380	513	650	812	996	465	663

26" OTTOMAN

620-2626OT	-	-	-	26	26	18½	-	30	12.1
------------	---	---	---	----	----	-----	---	----	------



Shown with Metal Leg

Must Specify (in this order):

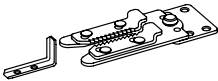
- Model #
- Primary Upholstery
- Accent Upholstery
- Ottoman Leg
- Leg Finish
- Plinth Accent
- Plinth Accent Finish
- Power

Description

- Standard with: Metal Legs and Ganging Brackets Included but Not Installed
- Available with Contrasting Upholsteries
- Power is Available in One Side of the Unit
- Optional Plinth Accent Trim and Wood Legs Available in Contrasting Finish Colors
- Optional Wood Leg ([See Finish Options](#)), Plinth Accent ([See Plinth Options](#)) and Power ([See Seating Power Options](#))

List Price/Grade	Yards	COM/1	2	3	4	5	6	7	8	9	10	L1	L2
Single Upholstery	2.50	\$ 1345	1468	1570	1670	1823	1978	2200	2428	2698	3005	2120	2450
Contrasting Upholstery													
Primary	1.75	1356	1442	1514	1584	1690	1799	1955	2114	2303	2518	1899	2130
Accent	1.00	0	49	90	130	191	253	342	433	541	664	310	442

Item	Model No.	W	D	H	Ship Wt	Cubic Ft	List Price
GANGING BRACKET KIT	620-000GB	4	4½	½	6	0.3	\$ 92



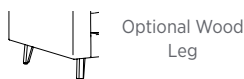
OPEN MARKET

Description

- Includes Two (2) Brackets For Connecting One (1) Seating Unit or Ottoman to Another Seating Unit with and without Plinth Accent Trim Option
- Ganging Brackets are Included on Some Models; See Individual Models.
- Not to be Used with Plush Tables

Must Specify (in this order):

- Model #
- Quantity

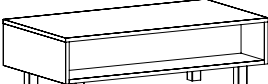


Optional Wood Leg



Optional Plinth Accent Trim

For ordering options, [see overview at the beginning of this section.](#)

Item	Model No.		W	D	H	Ship Wt	Cubic Ft	List Price
 COCKTAIL TABLE	620-2445CT	Veneer/HPL	45	24	15	77	9.4	W/P\$ 2035
		Veneer Chassis						
	620-2445CTT	TFL	45	24	15	77	9.4	T\$ 1243
		TFL Chassis						P\$ 1357

Shown with Metal Leg

Must Specify (in this order):

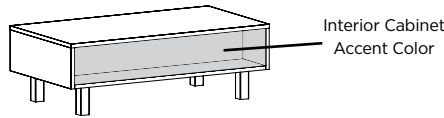
- Model #
- Top Material
- Finish/Color
- Cabinet Accent Color (Veneer Only)
- Leg
- Leg Finish/Color
- Power Location
- Power

Description

- Standard with: Metal Legs
- Chassis Available in Veneer (W) or TFL (T)
- Top Available with Veneer (W), TFL (T) or HPL (P), Must Specify
- Primary Finish and Wood Legs Available in Contrasting Finish Colors; [See Color Options](#)
- 9"D Cubby Area on Both Sides of the Table
- Optional Cabinet Interior Accent Color on Veneer Tables Only; Must Specify Color, [See Color Options](#)
- Optional Wood Leg ([See Finish Options](#)) and Power ([See Table Power Options](#))

Veneer Table Cabinet Accent Option: Specify Color & Add

Interior Cabinet Table Accent	- Available on Veneer Tables Only; See Color Options	\$	180
-------------------------------	--	----	-----



Item	Model No.		W	D	H	Ship Wt	Cubic Ft	List Price
 GANGING END TABLE	620-2433GET	Veneer/HPL	33	24	15	59	6.9	W/P\$ 1752
		Veneer Chassis						
	620-2433GETT	TFL	33	24	15	59	6.9	T\$ 1122
		TFL Chassis						P\$ 1225

Shown with Wood Leg

Must Specify (in this order):

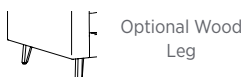
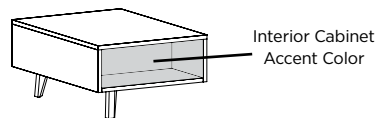
- Model #
- Top Material
- Finish/Color
- Cabinet Accent Color (Veneer Only)
- Leg
- Leg Finish/Color
- Plinth Attachment
- Power Location
- Power

Description

- Standard with: Metal Legs and Ganging Brackets on Connecting Side
- Chassis Available in Veneer (W) or TFL (T)
- Top Available with Veneer (W), TFL (T) or HPL (P), Must Specify
- Primary Finish and Wood Legs Available in Contrasting Finish Colors; [See Color Options](#)
- Ganging Construction will Vary Based on the Connection of Table to Chairs with the Plinth Accent Trim Option. [See Options](#) to Specify Plinth Attachment When Ganging Tables with Plush Seating That Have the Plinth Accent Trim Option
- 12"D Cubby Area on Both Sides of the Table
- Optional Cabinet Interior Accent Color on Veneer Tables Only; Must Specify Color, [See Color Options](#)
- Optional Wood Leg ([See Finish Options](#)) and Power ([See Table Power Options](#))

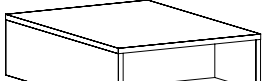
Veneer Table Cabinet Accent Option: Specify Color & Add

Interior Cabinet Table Accent	- Available on Veneer Tables Only; See Color Options	\$	180
-------------------------------	--	----	-----



T = TFL P = HPL W = Veneer

For ordering options, [see overview at the beginning of this section.](#)

Item	Model No.		W	D	H	Ship Wt	Cubic Ft	List Price
GANGING INLINE TABLE	620-2433GT	Veneer/HPL	33	24	9	53	4.1	W/P\$ 1765
		Veneer Chassis						
	620-2433GTT	TFL	33	24	9	53	4.1	T\$ 1129
		TFL Chassis						P\$ 1233

Description

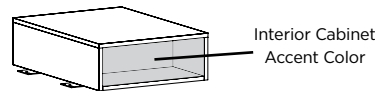
- Standard with: Four (4) Ganging Brackets Included
- Chassis Available in Veneer (W) or TFL (T)
- Top Available with Veneer (W), TFL (T) or HPL (P), Must Specify
- 12”D Cubby Area on Both Sides of the Table
- Optional Cabinet Interior Accent Color on Veneer Tables Only; Must Specify Color, [See Color Options](#)
- Ganging Construction will Vary Based on the Connection of Table to Chairs with the Plinth Accent Trim Option. [See Options](#) to Specify Plinth Attachment When Ganging Tables with Plush Seating That Have the Plinth Accent Trim Option
- Optional Wood Leg ([See Finish Options](#)) and Power ([See Table Power Options](#))

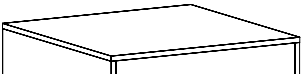
Must Specify (in this order):

- Model #
- Top Material
- Finish/Color
- Cabinet Accent Color (Veneer Only)
- Plinth Attachment
- Power Location
- Power

Veneer Table Cabinet Accent Option: Specify Color & Add

Interior Cabinet Table Accent	- Available on Veneer Tables Only; See Color Options	\$	180
-------------------------------	--	----	-----



GANGING CORNER TABLE	620-3333CGT	Veneer/HPL	33	33	15	67	9.5	W/P\$ 2013
		Veneer Chassis						
	620-3333CGTT	TFL	33	33	15	67	9.5	T\$ 1265
		TFL Chassis						P\$ 1397

Shown with Metal Leg

Must Specify (in this order):

- Model #
- Top Material
- Finish/Color
- Leg
- Leg Finish
- Plinth Attachment
- Power Location
- Power

Description

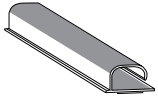
- Standard with: Metal Legs, Top Features Diagonal Grain Direction, and Four (4) Ganging Brackets Included
- Chassis Available in Veneer (W) or TFL (T)
- Top Available with Veneer (W), TFL (T) or HPL (P), Must Specify
- Ganging Construction will Vary Based on the Connection of Table to Chairs with the Plinth Accent Trim Option. [See Options](#) to Specify Plinth Attachment When Ganging Tables with Plush Seating That Have the Plinth Accent Trim Option
- No Cubby Thus Interior Cabinet Accent Not Available
- Optional Wood Leg ([See Finish Options](#)) and Power ([See Table Power Options](#))



T = TFL P = HPL W = Veneer

For ordering options, [see overview at the beginning of this section.](#)

Item	Model No.	W	D	H	Ship Wt	Cubic Ft	List Price
WIRE CHANNEL	01-32125	24	1½	1	.25	0.3	\$ 99


Description

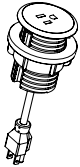
- Available in Black
- Includes (2) Double-Sided Tape Ribbons for Easy Installation
- Open J Channel for Easy Wire Management

VESTA POWER CENTER	01-PDCTR	10¾	12	28¼	14	2.5	\$ 1666
--------------------	----------	-----	----	-----	----	-----	---------


Description

- Top Includes One (1) Power Outlet, Two (2) USB Ports and One (1) USBC Port; Base Includes Three (3) Outlet
- Available in White
- 120" Power Cord
- Built with Weight Distribution for Optimal Stability
- Base is 5" Tall

SINGLE POWER SAND DOLLAR	01-SAND60PS	Silver	3	3	4	1	0.2	\$ 92
--------------------------	-------------	--------	---	---	---	---	-----	-------



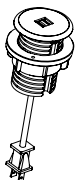
01-SAND60PW	White	\$ 92
-------------	-------	-------

01-SAND60PB	Black	\$ 92
-------------	-------	-------

Description

- Unit is 2" Diameter; Mounts in 60mm Round Grommet
- 6' Cord
- Single Power Outlet

DOUBLE USB SAND DOLLAR	01-SAND60US	Silver	3	3	4	1	0.2	\$ 260
------------------------	-------------	--------	---	---	---	---	-----	--------




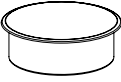
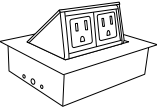
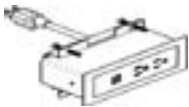
01-SAND60UW	White	\$ 260
-------------	-------	--------

01-SAND60UB	Black	\$ 260
-------------	-------	--------


Description

- Unit is 2" Diameter; Mounts in 60mm Round Grommet
- 6' Cord
- Double USB

For ordering options, [see overview at the beginning of this section.](#)

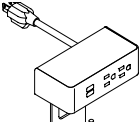
Item	Model No.		W	D	H	Ship Wt	Cubic Ft	List Price
 <p>Open Market Only</p>	01-DOCK150W	White	3	3	¾"	1	0.2	\$ 380
	01-DOCK150B	Black						\$ 380
<p>Description</p> <ul style="list-style-type: none"> • For Use with Wireless Charging Enabled Devices and USB Charging Devices • 5 Watt Maximum Output with a Direct Current Input of 5V 6A (Wireless Fast Charge) • Mounts in 76mm Round Cut-Out • Pop-Up is ¾"H and Includes Three (3) USB Ports; One (1) 12 Watt Maximum with 2.4A (USB Fast Charge) and Two (2) 5 Watt with 1A (USB Standard Charge) • LED Light will Confirm Pairing with Device and Begin Wireless Charging • UL and cUL Certified 								
 <p>Open Market Only</p>	01-DOCK950W	White	3%	3%	-	1	0.2	\$ 249
	01-DOCK950B	Black						\$ 249
<p>Description</p> <ul style="list-style-type: none"> • For Use with Wireless Charging Enabled Devices • 5 Watts Maximum Output with a Direct Current of 5V 2A and 10 Watts Maximum with Quick Charge 2.0 • Mounts in 76mm Round Cut-Out • LED will Confirm Pairing with Device and Begin Wireless Charging 								
	01-DATA440A	Aluminum	5%	4%	-	5	0.2	\$ 904
	01-DATA440B	Black						\$ 904
<p>Description</p> <ul style="list-style-type: none"> • Two (2) Power Outlets • Soft Touch Hinged Lid • 6' Power Cord • UL and CSA Recognized 								
	01-DUOBEZELS	Silver	9	2%	3	1	0.2	\$ 633
	01-DUOBEZELW	White						\$ 633
	01-DUOBEZELB	Black						\$ 633
<p>Description</p> <ul style="list-style-type: none"> • Worksurface Must Be Routed To Accept Unit, Which Sits Down Into Worksurface Supported By Attractive Slim Fit Bezel • Two (2) Power/Two (2) USB Power • Independent USB Circuit Controllers Deliver up to 2.1 Amps to Each Post • All Mounting Hardware Included • FCC Part 15A and UL Approved for Horizontal and Vertical Applications • 10' Cord 								

For ordering options, [see overview at the beginning of this section.](#)

Item	Model No.		W	D	H	Ship Wt	Cubic Ft	List Price
	01-TRIOBEZELS	Silver	6½	2½	3¼	1	0.2	\$ 680
	01-TRIOBEZELW	White						\$ 680
	01-TRIOBEZELB	Black					\$ 680	

Description

- Worksurface Must Be Routed To Accept Unit, Which Sits Down Into Worksurface Supported By Attractive Slim Fit Bezel
- Three (3) Power/Two (2) USB Power/One (1) Open Data
- Independent USB Circuit Controllers Deliver up to 2.1 Amps to Each Post
- HDMI, VGA, or RJ45 Accessories Sold Separately
- All Mounting Hardware Included
- FCC Part 15A and UL Approved for Horizontal and Vertical Applications
- 10' Cord

	01-DUOCLAMPS	Silver	5½	3	7	1	0.2	\$ 537
	01-DUOCLAMPW	White						\$ 537
	01-DUOCLAMPB	Black					\$ 537	

Description

- Silver Metal Trim
- Clamps to Top
- Two (2) Power/Two (2) USB Power
- Independent USB Circuit Controllers Deliver up to 2.1 Amps to Each Post
- All Mounting Hardware Included
- FCC Part 15A and UL Approved for Horizontal and Vertical Applications
- 10' Cord

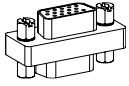
	01-TRIOCLAMPS	Silver	8	3	7	1	0.2	\$ 629
	01-TRIOCLAMPW	White						\$ 629
	01-TRIOCLAMPB	Black					\$ 629	

Description

- Silver Metal Trim
- Clamps to Top
- Three (3) Power/Two (2) USB Power/One (1) Open Data; 10' Cord
- Independent USB Circuit Controllers Deliver up to 2.1 Amps to Each Post
- HDMI, VGA, or RJ45 Accessories Sold Separately; See Below
- All Mounting Hardware Included
- FCC Part 15A and UL Approved for Horizontal and Vertical Applications

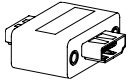
For ordering options, [see overview at the beginning of this section.](#)

Item	Model No.	W	D	H	Ship Wt	Cubic Ft	List Price
TRIO VGA DATA PORT ACCESSORY	01-LCOMVGA	-	-	-	-	-	\$ 114

**Description**

- VGA Ports for Trio Units

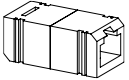
TRIO HDMI DATA PORT ACCESSORY	01-LCOMHDMI	-	-	-	-	-	\$ 155
----------------------------------	-------------	---	---	---	---	---	--------

**Description**

- HDMI Ports for Trio Units

Open Market Only

TRIO RJ45 DATA PORT ACCESSORY	01-LCOMRJ45	-	-	-	-	-	\$ 74
----------------------------------	-------------	---	---	---	---	---	-------

**Description**

- RJ45 Ports for Trio Units

For ordering options, [see overview at the beginning of this section.](#)

Designed by Jason Lansdale in conjunction with our UK partner, Edge Design, Polka is a flexible and fun modular seating range with soft curves and gentle waterfall seat edges. Its low, wide stance and asymmetric shapes provide a striking alternative for sitting, relaxing, and touchdown working. Perfect for lobbies, atriums, and collaboration areas.

CONSTRUCTION

- Internal wood components and frame are manufactured using Baltic Birch plywood; frames are individually hand assembled, and all joints are mortised and tenoned, and glued for maximum strength and durability
- Legs are constructed of European Beech; Leg is 1¾"W x 10½"D 8¾"H with glide, Foot is 2¼"D
- High Grade Polyurethane Foam, 3¾" thick
- Includes non-marring, nylon adjustable glides
- Lounge units rated for users up to 275lbs
- Ships fully assembled

HOW TO ORDER EXAMPLE

Model No.	Description	Example
PLK01L	Leg Finish	BW
	Upholstery	CF Stinson Round Trip Energy

UPHOLSTERY OPTIONS

Available in single upholstery. Select from a wide variety of graded-in or contract options, including fabric, vinyl, and leather.

Upholstery is applied across the roll and Indiana Furniture will make every attempt to apply the upholstery in the same direction on multiple pieces while making the best use of the yardage supplied.

LEG WOOD FINISHES

Indiana Furniture uses a multi-step, hand finishing process on all exposed wood.

Chairs feature a catalyzed varnish finish which offers durability, lasting beauty, and resistance to normal wear.

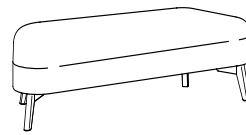
AW Artisan Walnut	LW Legacy Walnut
AS Asian Night	MW Mahogany Walnut
BW Beigewood*	MO Medium Oak*
BL Black	ORW Oak Riftwood*
CO Columbian Walnut	PNW Pinnacle Walnut
DC Dark Cherry	SCH Select Cherry
DFW Dark Forest Walnut*	SKC Shaker Cherry
WH Designer White	SBP Smoky Brown Pear*
EF Espresso	TK Studio Teak
FO Fawn Oak*	SM Sugar Maple
GC Golden Cherry	SW Sunglow Walnut
HVM Harvest Maple*	WTA Weathered Ash*
HW Harvest Walnut	WC Williamsburg Cherry

*Finish is Low Sheen

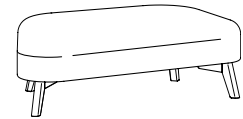
CERTIFICATIONS & COMPLIANCE

- CAL 117-2013 Compliance
- Intertek Sustainability Certified
- BIFMA level® Certified
- BIFMA Compliant® Certified
- TSCA Title VI (CARB) Compliance
- US Green Building's LEED® Contribution

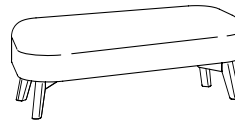
STATEMENT OF LINE



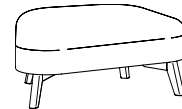
84½"W x 38¼"D
PLK01R (Right)
PLK01L (Left)
[\(See Details\)](#)



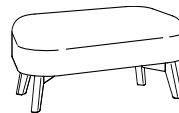
61"W x 38¼"D
PLK02R (Right)
PLK02L (Left)
[\(See Details\)](#)



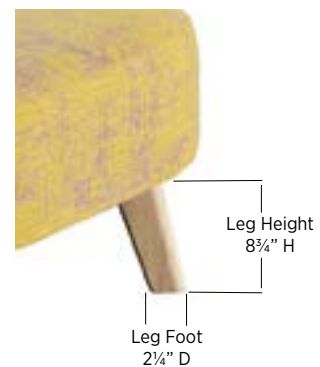
61½"W x 29½"D
PLK03R (Right)
PLK03L (Left)
[\(See Details\)](#)



47¼"W x 38¼"D
PLK04R (Right)
PLK04L (Left)
[\(See Details\)](#)



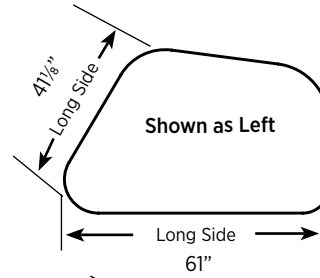
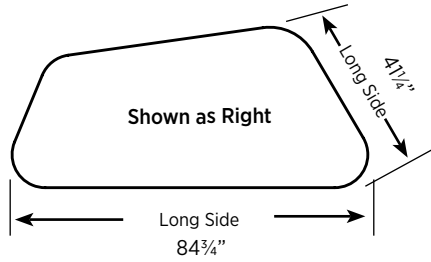
47¼"W x 29½"D
PLK05R (Right)
PLK05L (Left)
[\(See Details\)](#)



Polka offers five asymmetric shapes, available in left and right models, to easily create extra seating or touchdown areas. The left or right model is determined by which side the longest diagonal is on when facing the longest straight side.

PLK01L/R

84 $\frac{5}{8}$ "W
38 $\frac{1}{4}$ "D
17 $\frac{3}{4}$ "H

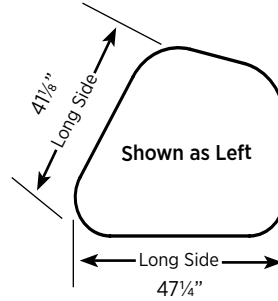
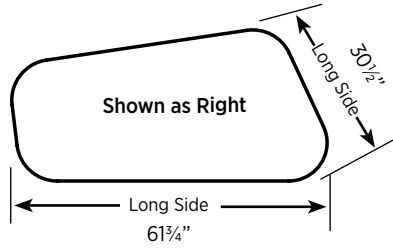


PLK02L/R

61"W
38 $\frac{1}{4}$ "D
17 $\frac{3}{4}$ "H

PLK03L/R

61 $\frac{3}{8}$ "W
29 $\frac{1}{2}$ "D
17 $\frac{3}{4}$ "H

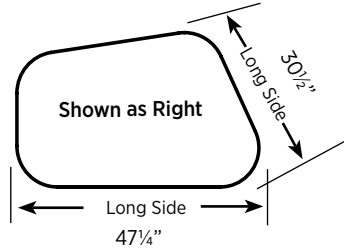


PLK04L/R

47 $\frac{1}{4}$ "W
38 $\frac{1}{4}$ "D
17 $\frac{3}{4}$ "H

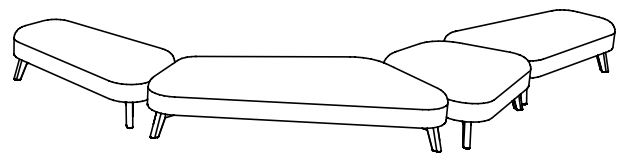
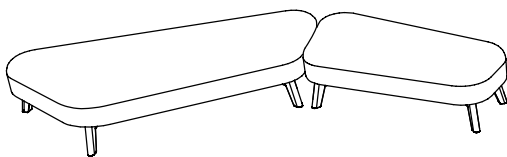
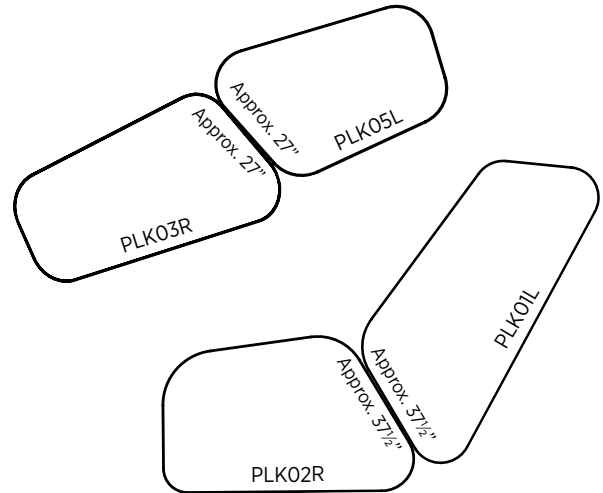
PLK05L/R

47 $\frac{1}{4}$ "W
29 $\frac{1}{2}$ "D
17 $\frac{3}{4}$ "H



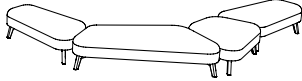
Polka's soft curves, wide stance, and asymmetric shapes offer enormous flexibility when creating seating areas. Polka units fit best when pairing lounge units with the same diagonal measurement together.

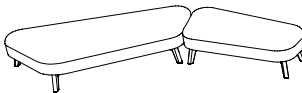
See individual products for coordinating measurements and set your imagination free.



POLKA

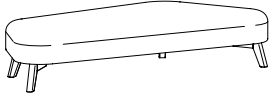
MODULAR LOUNGE BY EDGE DESIGN (PLK SERIES)

Item	Model No.	Width	Depth	Height	Ship Wt	Cubic Ft	List Price	
	PLK-1	255½	38¼	17¾	233	113.8	\$ 7984	
	CONSISTS OF:		QTY					
	PLK01R	1	84¾"Wx38¼"D Modular Lounge, Right				\$ 2373	
	PLK04L	1	47¼"Wx38¼"D Modular Lounge, Left				\$ 1799	
	PLK03R	2	61¾"Wx29½"D Modular Lounge, Right				\$ 3812	
<p>Products are available as left or right and with other features, where applicable Grade 1 with standard metal leg pricing</p>								

	PLK-2	146½	38¼	17¾	135	65.0	\$ 4279	
	CONSISTS OF:		QTY					
	PLK01R	1	84¾"Wx38¼"D Modular Lounge, Right				\$ 2373	
	PLK03R	1	61¾"Wx29½"D Modular Lounge, Right				\$ 1906	
<p>Products are available as left or right and with other features, where applicable Grade 1 with standard metal leg pricing</p>								

For ordering options, [see overview at the beginning of this section.](#)

Item	Model No.	Seat Width	Seat Depth	Seat Height	Ship Wt	Cubic Ft
84¾"Wx38¼"D MODULAR LOUNGE	Left					
	Right					
	PLK01L	PLK01R	84⅝	38¼	17¾	85 39.4



Shown as Right

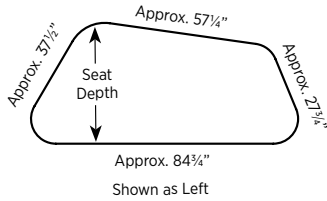
Must Specify (in this order):

- Model #
- Leg Finish
- Upholstery

Description

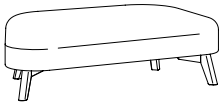
- Determine Left or Right by Facing Long Straight Side with Long Diagonal on Right or Left ([See Sizes](#))

List Price/Grade	Yards	COM/1	2	3	4	5	6	7	8	9	10	L1	L2
Single Upholstery	3.75	\$ 2373	2557	2711	2861	3089	3322	3656	3997	4402	4863	3536	4031



Shown as Left

Item	Model No.	Seat Width	Seat Depth	Seat Height	Ship Wt	Cubic Ft
61"Wx38¼"D MODULAR LOUNGE	Left					
	Right					
	PLK02L	PLK02R	61	38¼	17¾	65 29.2



Shown as Left

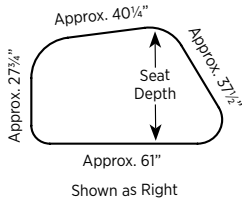
Must Specify (in this order):

- Model #
- Leg Finish
- Upholstery

Description

- Determine Left or Right by Facing Long Straight Side with Long Diagonal on Right or Left ([See Sizes](#))

List Price/Grade	Yards	COM/1	2	3	4	5	6	7	8	9	10	L1	L2
Single Upholstery	2.75	\$ 2135	2270	2383	2493	2660	2831	3076	3326	3623	3961	2988	3351



Shown as Right

Item	Model No.	Seat Width	Seat Depth	Seat Height	Ship Wt	Cubic Ft
61¾"Wx29½"D MODULAR LOUNGE	Left					
	Right					
	PLK03L	PLK03R	61⅝	29½	17¾	50 25.6



Shown as Left

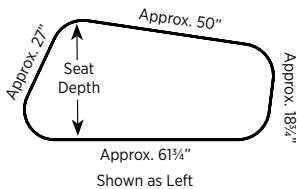
Must Specify (in this order):

- Model #
- Leg Finish
- Upholstery

Description

- Determine Left or Right by Facing Long Straight Side with Long Diagonal on Right or Left ([See Sizes](#))

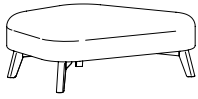
List Price/Grade	Yards	COM/1	2	3	4	5	6	7	8	9	10	L1	L2
Single Upholstery	2.50	\$ 1906	2029	2131	2231	2384	2539	2761	2989	3259	3566	2681	3011



Shown as Left

For ordering options, [see overview at the beginning of this section.](#)

Item	Model No.	Seat Width	Seat Depth	Seat Height	Ship Wt	Cubic Ft
47¼"Wx38¼"D MODULAR LOUNGE	Left					
	Right					
	PLK04L	PLK04R	47¼	38¼	17¾	48 23.2



Shown as Right

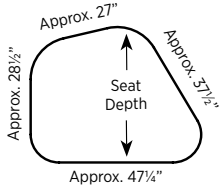
Must Specify (in this order):

- Model #
- Leg Finish
- Upholstery

Description

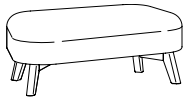
- Determine Left or Right by Facing Long Straight Side with Long Diagonal on Right or Left ([See Sizes](#))

List Price/Grade	Yards	COM/1	2	3	4	5	6	7	8	9	10	L1	L2
Single Upholstery	2.25	\$ 1799	1909	2002	2092	2229	2368	2569	2773	3016	3293	2497	2794



Shown as Right

Item	Model No.	Seat Width	Seat Depth	Seat Height	Ship Wt	Cubic Ft
47¼"Wx29½"D MODULAR LOUNGE	Left					
	Right					
	PLK05L	PLK05R	47¼	29½	17¾	42 19.5



Shown as Left

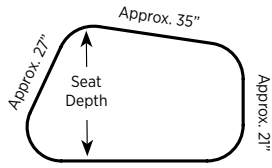
Must Specify (in this order):

- Model #
- Leg Finish
- Upholstery

Description

- Determine Left or Right by Facing Long Straight Side with Long Diagonal on Right or Left ([See Sizes](#))

List Price/Grade	Yards	COM/1	2	3	4	5	6	7	8	9	10	L1	L2
Single Upholstery	2.00	\$ 1733	1831	1913	1993	2115	2239	2417	2599	2815	3061	2353	2617



Shown as Left

For ordering options, [see overview at the beginning of this section.](#)

Clean lines, refined scale, and gracefully angled arms makes Portia an excellent choice for comfortable guest or lounge applications with timeless appeal. Solid hardwood frames provide for a smooth and radiant finish, while loose cushions make these models easy to clean.

CONSTRUCTION

- Internal wood components are manufactured using plywood, while chair frames are manufactured using Maple
- All chair joints are mortised and tenoned, screwed and glued for maximum strength and durability
- Legs are 10" tall
- Non-marring nylon glides included in each leg at floor level
- High Grade Polyurethane Foam, 5½" thick in the seat and 4¾" thick in the back
- Lounge unist rated for users up to 275lbs
- Ships fully assembled

HOW TO ORDER EXAMPLE

Model No.	Description	Example
576	Leg Finish Upholstery Glides	TK Momentum Cover Cloth Delft STD

WOOD FINISHES

Indiana Furniture uses a multi-step, hand finishing process on all exposed wood frames.

Chairs feature a catalyzed varnish finish which offers durability, lasting beauty, and resistance to normal wear.

AW Artisan Walnut	LW Legacy Walnut
AS Asian Night	MW Mahogany Walnut
BW Beigewood*	MO Medium Oak*
BL Black	ORW Oak Riftwood*
CO Columbian Walnut	PNW Pinnacle Walnut
DC Dark Cherry	SCH Select Cherry
DFW Dark Forest Walnut*	SKC Shaker Cherry
WH Designer White	SBP Smoky Brown Pear*
EF Espresso	TK Studio Teak
FO Fawn Oak*	SM Sugar Maple
GC Golden Cherry	SW Sunglow Walnut
HVM Harvest Maple*	WTA Weathered Ash*
HW Harvest Walnut	WC Williamsburg Cherry

* Finish is Low Sheen

UPHOLSTERY OPTIONS

Available in single upholstery in a wide variety of graded-in or contract options, including fabric, vinyl, and leather.

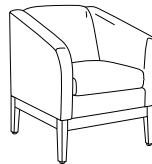
GLIDE OPTIONS

STD	Nylon Glides	Std
FELT	Felt Glides	\$ N/C


CERTIFICATIONS & COMPLIANCE

- CAL 117-2013 Compliance
- Intertek Sustainability Certified
- BIFMA level® Certified
- BIFMA Compliant® Certified
- TSCA Title VI (CARB) Compliance
- US Green Building's LEED® Contribution


STATEMENT OF LINE




Club Chair: 576
[\(See Details\)](#)



Settee: 5762
[\(See Details\)](#)




Sofa: 5763
[\(See Details\)](#)



Enhance your space with new Cush Pillows. Available in multiple shapes and sizes, and with or without piping.

Item	Model No.	Chair Width	Chair Depth	Chair Height	Seat Width	Seat Depth	Seat Height	Arm Height	Ship Wt	Cubic Ft
CLUB CHAIR	576	31	30	34	18½	20	19½	28	58	24.0

**Description**


- Standard with: Wood Legs and One (1) Loose Cushion

List Price/Grade	Yards	COM/1	2	3	4	5	6	7	8	9	10	L1	L2
Single Upholstery	5.00	\$ 2470	2715	2920	3120	3425	3735	4180	4635	5175	5790	4020	4680

Must Specify (in this order):

Model #
Leg Finish
Upholstery

SETTEE	5762	51	30	34	41	20	19½	28	82	42.6
--------	------	----	----	----	----	----	-----	----	----	------

**Description**

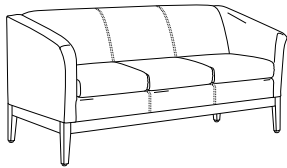
- Standard with: Wood Legs and Two (2) Loose Cushions

List Price/Grade	Yards	COM/1	2	3	4	5	6	7	8	9	10	L1	L2
Single Upholstery	5.75	\$ 3471	3753	3989	4219	4569	4926	5438	5961	6582	7289	5254	6013

Must Specify (in this order):

Model #
Leg Finish
Upholstery

SOFA	5763	71	30	34	61	20	19½	28	98	55.8
------	------	----	----	----	----	----	-----	----	----	------

**Description**

- Standard with: Wood Legs and Three (3) Loose Cushions

List Price/Grade	Yards	COM/1	2	3	4	5	6	7	8	9	10	L1	L2
Single Upholstery	8.75	\$ 4661	5090	5449	5799	6332	6875	7654	8450	9395	10471	7374	8529

Must Specify (in this order):

Model #
Leg Finish
Upholstery

For ordering options, [see overview at the beginning of this section.](#)

Create a timeless foundation for office environments with traditional style that is classic and enduring. Select from tufted or plain backs to best fit your design vision and environment. Swivels feature swivel-tilt control with pneumatic height adjustment. Solid hardwood frames feature carved arm and leg detailing.

CONSTRUCTION

- Exposed wood components and chair frame are manufactured using European Beech and are free of spirits, discoloration, pits, shakes, and wormholes; base caps are manufactured using select maple
- All chair joints are double-doweled or mortised and tenoned, screwed, and glued for maximum strength and durability
- All seats feature corner blocking
- Frames are individually hand assembled and sanded prior to being finished
- Non-marring nylon glides included in each leg at floor level
- If applicable, caster options include hooded casters available in black, brass and silver or choose black soft casters for hard surfaces
- High Grade Polyurethane Foam, 1½" thick in the seat and back
- Textiles are sewn with double stitch seams
- High quality sinuous springs with weight distribution rods ensure a comfortable seating application
- Seating rated for users up to 275lbs
- Ships fully assembled

HOW TO ORDER EXAMPLE

Model No.	Description	Example
112TB	Finish	EF
	Primary Upholstery	UF Ultraleather Original Elephant
	Control	STD
	Casters	SLCS

CONTROLS OPTIONS

STD	Swivel-Tilt with Adjustable Tension Spring	Std
KT	Knee-Tilt Control	\$ 281

CASTER OPTIONS (IF APPLICABLE)

BRCS	Brass Hooded Casters	Std
BLCS	Black Hooded Casters	\$ N/C
SLCS	Silver Hooded Casters	\$ N/C
BHC	Black Soft Caster for Hard Surfaces	\$ N/C

UPHOLSTERY OPTIONS

Available in single upholstery in a wide variety of graded-in or contract options, including fabric, vinyl, and leather.

WOOD FINISHES

Indiana Furniture uses a multi-step, hand finishing process on all exposed wood frames.

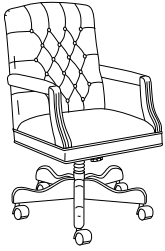
Chairs feature a catalyzed varnish finish which offers durability, lasting beauty, and resistance to normal wear.

AW	Artisan Walnut	LW	Legacy Walnut
AS	Asian Night	MW	Mahogany Walnut
BW	Beigewood*	MO	Medium Oak*
BL	Black	ORW	Oak Riftwood*
CO	Columbian Walnut	PNW	Pinnacle Walnut
DC	Dark Cherry	SCH	Select Cherry
DFW	Dark Forest Walnut*	SKC	Shaker Cherry
WH	Designer White	SBP	Smoky Brown Pear*
EF	Espresso	TK	Studio Teak
FO	Fawn Oak*	SM	Sugar Maple
GC	Golden Cherry	SW	Sunglow Walnut
HVM	Harvest Maple*	WTA	Weathered Ash*
HW	Harvest Walnut	WC	Williamsburg Cherry

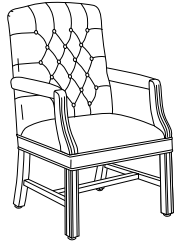
* Finish is Low Sheen

CERTIFICATIONS & COMPLIANCE

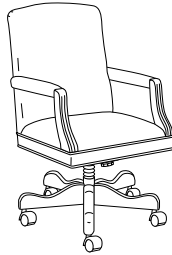
- CAL 117-2013 Compliance
- Intertek Sustainability Certified
- BIFMA level® Certified
- BIFMA Compliant® Certified
- TSCA Title VI (CARB) Compliance
- US Green Building's LEED® Contribution



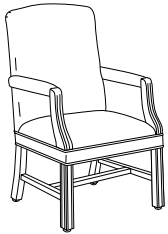
Tufted High Back
Swivel: 112TB
[\(See Details\)](#)




Tufted High Back
Guest: 116TB
[\(See Details\)](#)




High Back
Swivel: 112
[\(See Details\)](#)




High Back
Guest: 116
[\(See Details\)](#)



Mid Back Guest,
Closed Arms: 117
[\(See Details\)](#)

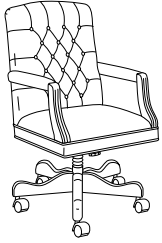


Mid Back Guest,
Open Arms: 118
[\(See Details\)](#)



Mid Back Guest,
Armless: 118N
[\(See Details\)](#)

Item	Model No.	Chair Width	Chair Depth	Chair Height	Seat Width	Seat Depth	Seat Height	Arm Height	Ship Wt	Cubic Ft
TUFTED HIGH BACK SWIVEL	112TB	25	28½	40-44	18½	18	16-20	27-30	52	24.8



Must Specify (in this order):
Model #
Finish
Upholstery
Control
Caster

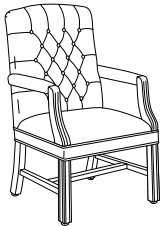
Description

- Standard with: Swivel Tilt Control with Adjustable Tension, Pneumatic Height Adjustment, Tufted Back, 5-Star Base with Hardwood Caps, and Brass Hooded Dual Wheel Casters
- Additional Options: See Additional [Caster Options](#) and [Knee-Tilt Control Option](#)

List Price/Grade	Yards	COM/1	2	3	4	5	6	7	8	9	10	L1	L2
Single Upholstery	2.00	\$ 2484	2619	2732	2842	3009	3180	3425	3675	3972	4310	3337	3700

TUFTED HIGH BACK GUEST

116TB	25	27½	41½	19	18	17½	28	32	23.2
-------	----	-----	-----	----	----	-----	----	----	------



Must Specify (in this order):
Model #
Finish
Upholstery

Description

- Standard with: Tufted Back and Nylon Glides

List Price/Grade	Yards	COM/1	2	3	4	5	6	7	8	9	10	L1	L2
Single Upholstery	2.75	\$ 2080	2215	2328	2438	2605	2776	3021	3271	3568	3906	2933	3296

HIGH BACK SWIVEL

112	25	28½	40-44	18½	18	16-20	27-30	52	24.8
-----	----	-----	-------	-----	----	-------	-------	----	------



Must Specify (in this order):
Model #
Finish
Upholstery
Control
Caster

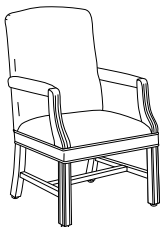
Description

- Standard with: Swivel Tilt Control with Adjustable Tension, Pneumatic Height Adjustment, 5-Star Base with Hardwood Caps, and Brass Hooded Dual Wheel Casters
- Additional Options: See Additional [Caster Options](#) and [Knee-Tilt Control Option](#)

List Price/Grade	Yards	COM/1	2	3	4	5	6	7	8	9	10	L1	L2
Single Upholstery	2.75	\$ 2308	2443	2556	2666	2833	3004	3249	3499	3796	4134	3161	3524

HIGH BACK GUEST

116	25	27½	41½	19	18	17½	28	32	23.2
-----	----	-----	-----	----	----	-----	----	----	------



Must Specify (in this order):
Model #
Finish
Upholstery

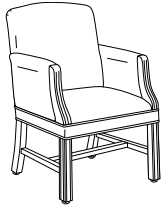
Description

- Standard with: Nylon Glides

List Price/Grade	Yards	COM/1	2	3	4	5	6	7	8	9	10	L1	L2
Single Upholstery	2.75	\$ 1857	1992	2105	2215	2382	2553	2798	3048	3345	3683	2710	3073

For ordering options, [see overview at the beginning of this section.](#)

Item	Model No.	Chair Width	Chair Depth	Chair Height	Seat Width	Seat Depth	Seat Height	Arm Height	Ship Wt	Cubic Ft
MID BACK GUEST WITH CLOSED ARMS	117	25½	25	36	20	18	18½	27¾	32	23.2

**Description**

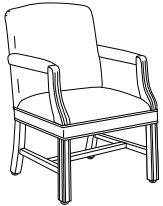
- Standard with: Nylon Glides

List Price/Grade	Yards	COM/1	2	3	4	5	6	7	8	9	10	L1	L2
Single Upholstery	3.50	\$ 2290	2462	2605	2745	2959	3176	3487	3806	4184	4614	3375	3837

Must Specify (in this order):

Model #
Finish
Upholstery

MID BACK GUEST WITH OPEN ARMS	118	25½	25	36	20	18	18½	27¾	32	23.2
-------------------------------	-----	-----	----	----	----	----	-----	-----	----	------

**Description**


- Standard with: Nylon Glides

List Price/Grade	Yards	COM/1	2	3	4	5	6	7	8	9	10	L1	L2
Single Upholstery	2.75	\$ 1782	1917	2030	2140	2307	2478	2723	2973	3270	3608	2635	2998

Must Specify (in this order):

Model #
Finish
Upholstery

ARMLESS MID BACK GUEST	118N	24	25	36	22	18	18½	-	32	23.2
------------------------	------	----	----	----	----	----	-----	---	----	------

**Description**

- Standard with: Nylon Glides

List Price/Grade	Yards	COM/1	2	3	4	5	6	7	8	9	10	L1	L2
Single Upholstery	2.50	\$ 1615	1738	1840	1940	2093	2248	2470	2698	2968	3275	2390	2720

Must Specify (in this order):

Model #
Finish
Upholstery

For ordering options, [see overview at the beginning of this section.](#)

Created for everyday use in every application, Rockstar features generous, contoured proportions and standout comfort for users of all sizes. With your choice of back, arm, and base options, weight-activated controls, and button detailing, this chair can rock any environment.

CONSTRUCTION

- Back and seat are manufactured of plywood
- High Grade Polyurethane Foam, 3" thick in the seat and 2" thick in the back; seat polyurethane is a molded fabrication
- Contoured back with integrated lumbar and seat with waterfall edge for maximum ergonomic comfort
- Upholstery features top stitch seams
- Arm options include black polyurethane T-arms, fixed aluminum or black polyurethane loop arms
- Black nylon or polished aluminum five star base
- Ships knocked down as standard or fully assembled (upcharge)
- Weight-Activated Control rated for users up to 325lbs, Swivel Tilt and Synchro Tilt Comfort Controls rated for users up to 275lbs

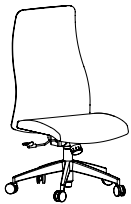
HOW TO ORDER EXAMPLE

Model No.	Description	Example
100	Primary Upholstery	UF Brisa Original Putty
	Accent Upholstery	UF Brisa Original Birch
	Button Detail	AVA
	Button Upholstery	Concertex Rise Avalanche
	Control	SS2
	Base	ALM BASE
	Caster	CHRC
	Arm	FAL1
	Assembly	ASSEM

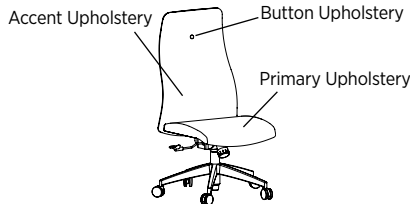
UPHOLSTERY OPTIONS

Available in single and contrasting upholsteries in a wide variety of graded-in or contract options, including fabric, vinyl, and leather.

Single Upholstery



Contrasting Upholstery



BUTTON DETAILING OPTIONS

The optional button detail comes in an array of options: No Button, Matching Primary Upholstery, Matching Accent Upholstery, or you may choose from 5 preselected vinyl upholsteries below.

Must Specify and Add.

NONE	No Button		N/C
PRM	Match Primary Upholstery	\$	37
ACNT	Match Accent Upholstery	\$	37
AVA	PreSelected Vinyl Upholsteries (See Below)	\$	37



Concertex Rise Avalanche (AVA)




Concertex Rise Oynx (ONYX)



Concertex Rise Grain (GRN)



Spradling Whisper Indigo (IND)



Concertex Rise Smoke (SMK)

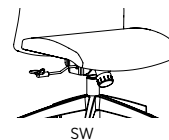
CONTROL OPTIONS

The Swivel Tilt Control, which adjusts the angle of the seat and back simultaneously, features pneumatic height adjustment, multi-angle and locking recline, and adjustable tension. The Synchro Tilt Comfort Control features pneumatic height adjustment, multi-angle and locking recline, adjustable tension control, and optional seat slider. The Weight-Activated Control features pneumatic height adjustment, multi-angle and locking recline, and automatic tension, which inherently adjusts to the weight of the user for maximum comfort.

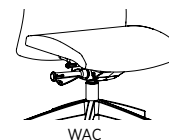
Weight Activated Control is rated for users up to 325lbs, Swivel Tilt and Synchro Tilt Comfort Controls are rated for users up to 275lbs.

Must Specify and Add.

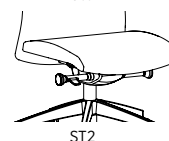
SW	Swivel Tilt Control		Std
WAC	Weight Activated Control	\$	64
ST2	Synchro Tilt Comfort Control	\$	93
SS2	Synchro Tilt Comfort Control with Seat Slider	\$	179



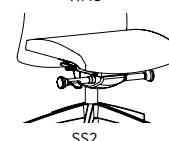
SW



WAC



ST2



SS2

Visit our website for user instructions www.indianafurniture.com

BASE OPTIONS

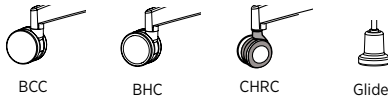
Must Specify and Add.

BLK BASE	Black Nylon Base	Std
ALM BASE	Polished Aluminum Base	\$ 108

CASTER OPTIONS

Must Specify and Add.

BCC	Black Dual Wheel Carpet Caster	Std
BHC	Black Soft Caster for Hard Surfaces	N/C
CHRC	Chrome-Rimmed Hard Surface Caster with Roll Control	\$ 374
BG	Black Glides for All Surfaces	N/C

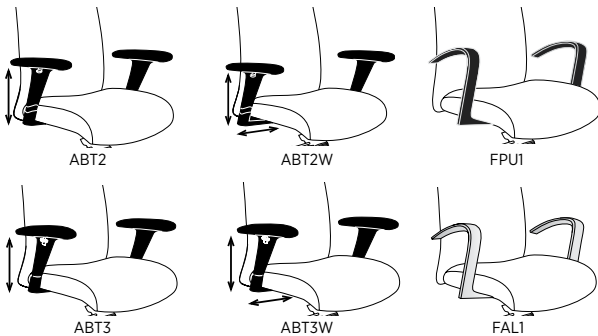


ARM OPTIONS

Choose armless or from one of the six arm options. A black (ABT2) T-arm featuring teardrop-shaped arm cap and height adjustment with optional width adjustment (ABT2W). The black (ABT3) T-arm features a surfboard-shaped arm cap and height adjustment with optional width adjustment (ABT3W). Also available are black and aluminum fixed loop arms.

Must Specify and Add.

NO ARM	Armless	\$	Std
ABT2	Black Height Adjustable T	\$	127
ABT2W	Black Height and Width Adjustable T	\$	280
ABT3	Black Height Adjustable T	\$	165
ABT3W	Black Height and Width Adjustable T	\$	319
FAL1	Aluminum Fixed Loop	\$	343
FPU1	Black Fixed Loop	\$	264



Visit our website for user instructions www.indianafurniture.com

ASSEMBLY OPTIONS

Rockstar is available knocked down or factory assembled.


Must Specify and Add.

KD	Knocked Down	STD
ASSEM	Factory Assembled	\$ 69

CERTIFICATIONS & COMPLIANCE

- CAL 117-2013 Compliance
- Intertek Sustainability Certified
- BIFMA level® Certified
- BIFMA Compliant® Certified
- TSCA Title VI (CARB) Compliance
- US Green Building's LEED® Contribution

STATEMENT OF LINE



High Back: 100
Shown with Optional Button Detail
(See Details)

Mid Back: 101
(See Details)

Item	Model No.	Chair Width	Chair Depth	Chair Height	Seat Width	Seat Depth	Seat Height	Arm Height	Ship Wt	Cubic Ft
HIGH BACK TASK/SWIVEL CHAIR	100	26	26	42¼ - 48¾	20½	19	16¼ - 22¾	25¾ - 29¾	65	12.9



(Shown with Button Detail)

Description

- Standard with: No Button (None), Swivel Tilt Control with Pneumatic Height Adjustment (SW), Black Nylon Base (BLK BASE), Black Dual Wheel Carpet Casters (BCC), Armless and Unassembled (KD)
- Available with Contrasting Upholsteries
- Optional [Weight Activated Control](#) Rated for Users up to 325lbs; Swivel and Synchro Tilt Controls Rated for 275lbs
- Personalize and Upgrade Your Chair with [Button Details](#), [Control Options](#), [Caster Options](#), and Other Selections, [See Upfront Overview Section](#)

Must Specify (in this order)

- Model #
- Primary Upholstery
- Accent Upholstery
- Button Detail
- Button Upholstery
- Control
- Base
- Caster
- Arm
- Assembly

List Price/Grade	Yards	COM/1	2	3	4	5	6	7	8	9	10	L1	L2
Single Upholstery	2.00	\$ 1196	1294	1376	1456	1578	1702	1880	2062	2278	2524	1816	2080
Contrasting Upholstery													
Primary	1.00	\$ 1207	1256	1297	1337	1398	1460	1549	1640	1748	1871	1517	1649
Accent	1.25	\$ 0	61	113	163	239	316	428	541	676	830	388	553

Item	Model No.	Chair Width	Chair Depth	Chair Height	Seat Width	Seat Depth	Seat Height	Arm Height	Ship Wt	Cubic Ft
MID BACK TASK/SWIVEL CHAIR	101	26	26	37 - 43½	20½	19	16¼ - 22¾	25¾ - 29¾	55	12.9



Must Specify (in this order)

- Model #
- Primary Upholstery
- Accent Upholstery
- Button Detail
- Button Upholstery
- Control
- Base
- Caster
- Arm
- Assembly

Description

- Standard with: No Button (None), Swivel Tilt Control with Pneumatic Height Adjustment (SW), Black Nylon Base (BLK BASE), Black Dual Wheel Carpet Casters (BCC), Armless and Unassembled (KD)
- Available with Contrasting Upholsteries
- Optional [Weight Activated Control](#) Rated for Users up to 325lbs; Swivel and Synchro Tilt Controls Rated for 275lbs
- Personalize and Upgrade Your Chair with [Button Details](#), [Control Options](#), [Caster Options](#), and Other Selections, [See Upfront Overview Section](#)

List Price/Grade	Yards	COM/1	2	3	4	5	6	7	8	9	10	L1	L2
Single Upholstery	1.75	\$ 1170	1256	1328	1398	1504	1613	1769	1928	2117	2332	1713	1944
Contrasting Upholstery													
Primary	1.00	\$ 1192	1241	1282	1322	1383	1445	1534	1625	1733	1856	1502	1634
Accent	1.25	\$ 0	61	113	163	239	316	428	541	676	830	388	553

For ordering options, [see overview at the beginning of this section.](#)

With its combination of stylish design and distinctive upholstery, Runna Pouffes express luxury and elegance while being the perfect option for impromptu meetings, additional seating, or the fun component that completes a space. Available in Small and Large Sizes.

CONSTRUCTION

- Internal wood components and frame are manufactured using Baltic Birch plywood; frames are individually hand assembled, and all joints are mortised and tenoned, and glued for maximum strength and durability
- High Grade Polyurethane Foam, 1½" thick
- The small pouffe will have a black zipper to assist in creating a snug upholstery fit; this is not necessary on the large pouffe
- Includes non-marring, nylon adjustable glides
- **Pouffes rated for users up to 275lbs**
- Ships fully assembled

HOW TO ORDER EXAMPLE

Model No.	Description	Example
RU-4	Upholstery	CF Stinson Artisan Seaport

UPHOLSTERY OPTIONS

Available in single upholstery. Select from a wide variety of graded-in or contract options, including fabric, vinyl, and leather.

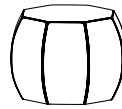
We recommend avoiding the use of obvious directional patterns due to Runna's multiple seams and panels.

Indiana Furniture will make every attempt to have the upholstery pattern going the same direction while making the best use of the yardage supplied.

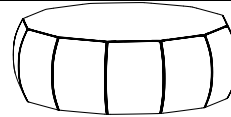
CERTIFICATIONS & COMPLIANCE

- CAL 117-2013 Compliance
- Intertek Sustainability Certified
- BIFMA level® Certified
- BIFMA Compliant® Certified
- TSCA Title VI (CARB) Compliance
- US Green Building's LEED® Contribution

STATEMENT OF LINE

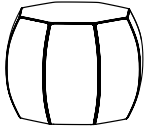


Small Pouffe:
RU-3
[\(See Details\)](#)



Large Pouffe:
RU-4
[\(See Details\)](#)

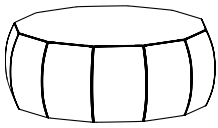
Item	Model No.	Seat Width	Seat Depth	Seat Height	Ship Wt	Cubic Ft
SMALL POUFFE	RU-3	21½	21½	17	19	24.0



List Price/Grade	Yards	COM/1	2	3	4	5	6	7	8	9	10	L1	L2
Single Upholstery	1.75	\$ 1368	1454	1526	1596	1702	1811	1967	2126	2315	2530	1911	2142

Must Specify (in this order):
Model #
Upholstery

LARGE POUFFE	RU-4	49¼	49¼	17	51	61.9
--------------	------	-----	-----	----	----	------



List Price/Grade	Yards	COM/1	2	3	4	5	6	7	8	9	10	L1	L2
Single Upholstery	3.75	\$ 2866	3050	3204	3354	3582	3815	4149	4490	4895	5356	4029	4524

Must Specify (in this order):
Model #
Upholstery

For ordering options, [see overview at the beginning of this section.](#)

In partnership with Edge Design, a UK-based company, we welcome Spirit.

Spirit has a refined and inviting form and capitalizes on versatility and comfort. Offered with an outer upholstered or wood shell, adding elegance to the simplicity. Find your perfect fit with Options ranging from Spirit Lite to Spirit High Back Lounge, all offering multiple base options to suit your functional need and design style. Add a coordinating Spirit table to complete your look.

CONSTRUCTION

- Internal wood components are molded plywood
- Frames are individually hand assembled
- High Grade Polyurethane Foam, 2" thick in the seat and back
- Non-marring nylon glides included in each leg at floor level
- Tables have 1" TFL or 1 1/8" HPL surface thickness with 1 mm PVC edge band and Square edge profile
- Black or Aluminum Powder Coat and Chrome wireframes
- **Seating rated for users up to 275lbs**
- Ships fully assembled

HOW TO ORDER EXAMPLE

Seating

Model No.	Description	Example
STL2C	Upholstery	Momentum Cover Cloth Graphite
	Base	SS5SA
	Caster	CHRC

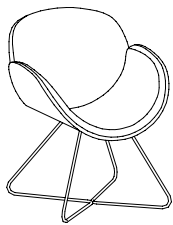
Tables

Model No.	Description	Example
ST11C	Finish	WTA
	Base	STWFA

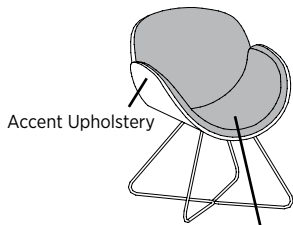
UPHOLSTERY OPTIONS

Available in single or contrasting upholsteries in a wide variety of graded-in or contract options, including fabric, vinyl, and leather.

Single Upholstery





Contrasting Upholstery



Accent Upholstery

Primary Upholstery



Accent Upholstery

SPiRiT AND SPiRiT LiTE BASE OPTIONS

Base options for Spirit Lite and the Non-Wood Shell Spirit Chair.



Spirit Lite Chair
STL2C
Shown with Wire Base



Spirit Lite Chair with Headrest
STL2C-HR
Shown with Wire Base



Spirit Chair (Non-Wood Shell)
ST2C
Shown with Wire Base

Wireframe Bases

SSWFA	Wireframe Base, Aluminum	\$ N/C
SSWFB	Wireframe Base, Black	\$ N/C
SSWFC	Wireframe Base, Chrome	\$ 94

4-Star Swivel Bases

SS4SA	4-Star Polished Alum. Swivel Base with Glides	\$ 359
SSBO	4-Star Wood Swivel Base, Blonde Oak	\$ 793
SSSPW	4-Star Wood Swivel Base, Spiced Walnut	\$ 793

Rocker Base

SSRBB	Rocker Base with Black Frame and Wood Runners; See Finishes and Specify	\$ 27
-------	---	-------

5-Star Swivel Bases

Must specify both base and glide/caster code

SS5SA	5-Star Polished Aluminum Swivel Base with Pneumatic Height Adjustment Options: Must Specify One	
GLIDE	Glides	\$ 131
BCC	Black Dual Wheel Carpet Caster	\$ 152
BHC	Black Soft Caster for Hard Surfaces	\$ 152
CASTC	Chrome Caster	\$ 214
CHRC	Chrome Rimmed Casters with Roll Control	\$ 522
SS5SARA	5-Star Polished Aluminum Swivel Base with Pneumatic Height Adjustment and Auto-Return Options: Must Specify Glide Below	
GLIDE	Glides	\$ 213

SPIRIT CHAIR WITH WOOD SHELL BASE OPTIONS

Base options for Spirit Chair with Wood Shell



Spirit Chair with Wood Shell
ST5C
Shown with Wire Base

Wireframe Bases

SSWFA	Wireframe Base, Aluminum	\$	N/C
SSWFB	Wireframe Base, Black	\$	N/C
SSWFC	Wireframe Base, Chrome	\$	94

4-Star Swivel Bases

SS4SA	4-Star Polished Alum. Swivel Base with Glides	\$	359
-------	---	----	-----

5-Star Swivel Bases

Must specify both base and glide/caster code

SS5SA	5-Star Polished Aluminum Swivel Base with Pneumatic Height Adjustment		
Options: Must Specify One			
GLIDE	Glides	\$	131
BCC	Black Dual Wheel Carpet Caster	\$	152
BHC	Black Soft Caster for Hard Surfaces	\$	152
CASC	Chrome Caster	\$	214
CHRC	Chrome Rimmed Casters with Roll Control	\$	522

SS5SARA	5-Star Polished Aluminum Swivel Base with Pneumatic Height Adjustment and Auto-Return; Must Specify Glides		
Options: Must Specify Glide Below			

GLIDE	Glides	\$	213
-------	--------	----	-----

SPIRIT LOUNGE BASE OPTIONS

Base options for Spirit Lounge



Spirit Lounge
SL23P
Shown with Wire Base



Spirit Lounge High Back
SL24P
Shown with Wire Base

Wireframe Bases

SLWFA	Wireframe Base, Aluminum	\$	N/C
SLWFB	Wireframe Base, Black	\$	N/C
SLWFC	Wireframe Base, Chrome	\$	166

4-Star Swivel Bases

SL4SA	4-Star Polished Alum. Swivel Base with Glides	\$	474
SLBO	4-Star Wood Swivel Base, Blonde Oak	\$	847
SLSPW	4-Star Wood Swivel Base, Spiced Walnut	\$	847

WOOD FINISHES

Indiana Furniture uses a multi-step, hand finishing process on all exposed wood frames.

Chairs feature a catalyzed varnish finish which offers durability, lasting beauty, and resistance to normal wear.

AW	Artisan Walnut	LW	Legacy Walnut
AS	Asian Night	MW	Mahogany Walnut
BW	Beigewood*	MO	Medium Oak*
BL	Black	ORW	Oak Riftwood*
CO	Columbian Walnut	PNW	Pinnacle Walnut
DC	Dark Cherry	SCH	Select Cherry
DFW	Dark Forest Walnut*	SKC	Shaker Cherry
WH	Designer White	SBP	Smoky Brown Pear*
EF	Espresso	TK	Studio Teak
FO	Fawn Oak*	SM	Sugar Maple
GC	Golden Cherry	SW	Sunglow Walnut
HVM	Harvest Maple*	WTA	Weathered Ash*
HW	Harvest Walnut	WC	Williamsburg Cherry

*Finish is Low Sheen

TFL (T) AND HPL (P) LAMINATE TABLE OPTIONS

WOODGRAIN

AS	Asian Night	PNW	Pinnacle Walnut
BW	Beigewood	SCH	Select Cherry
CO	Columbian Walnut	SKC	Shaker Cherry
EF	Espresso	SBP	Smoky Brown Pear
GC	Golden Cherry	TK	Studio Teak
HVM	Harvest Maple	SM	Sugar Maple
MW	Mahogany Walnut	WTA	Weathered Ash
ORW	Oak Riftwood	WC	Williamsburg Cherry

SOLID

BL	Black	PPD	Pepperdust
WH	Designer White	SG	Slate Grey
FHG	Fashion Grey	WHS	White Sand


CERTIFICATIONS & COMPLIANCE

- CAL 117-2013 Compliance
- Intertek Sustainability Certified
- BIFMA level® Certified
- BIFMA Compliant® Certified
- TSCA Title VI (CARB) Compliance
- US Green Building's LEED® Contribution

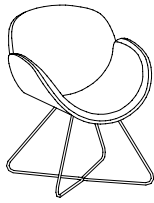
Seating + Tables




Spirit Lite:
STL2C
[\(See Details\)](#)



Spirit Lite with Headrest:
STL2C-HR
[\(See Details\)](#)




Spirit Chair:
ST2C
[\(See Details\)](#)



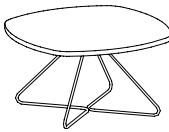
Spirit Chair with
Wood Shell:
ST5C
[\(See Details\)](#)



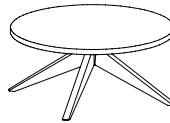
Spirit Lounge Chair:
SL23P
[\(See Details\)](#)



Spirit High Back
Lounge Chair:
SL24P
[\(See Details\)](#)

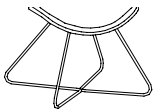


Spirit Table:
ST11C (TFL)
ST11CH (HPL)
[\(See Details\)](#)

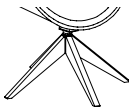


Spirit Round Table:
SLT-1W (TFL)
SLT-1WH (HPL)
[\(See Details\)](#)

Base Options



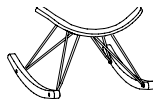
Wireframe Base



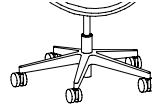
4-star Swivel
Wood Base
Open Market Only



4-star Polished
Aluminum Swivel
Base with Glides




Rocker Base



5-star Polished
Aluminum Swivel
Base with Casters or
Glides

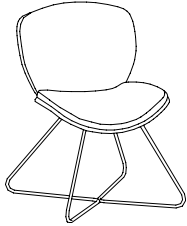
5-star Aluminum Base
Features:

- Pneumatic Height Adjustment
- Optional Auto-Return; Must Specify Glides with Auto-Return Option



Enhance your space with new Cush Pillows. Available in multiple shapes and sizes, and with or without piping.
[Visit our website for more details.](#)

Item	Model No.	Chair Width	Chair Depth	Chair Height	Seat Width	Seat Depth	Seat Height	Arm Height	Ship Wt	Cubic Ft
SPIRIT LITE CHAIR	STL2C	22½	27	32	22	19½	17½	-	32	24.0



Description


- Standard with: Wireframe Base; Must Specify Color
- Available with Contrasting Upholsteries
- Optional Bases ([See Base Options](#)): Rocker, 4-Star Wood Swivel, 4-Star Polished Aluminum Swivel, or 5-Star Polished Aluminum Swivel

List Price/Grade	Yards	COM/1	2	3	4	5	6	7	8	9	10	L1	L2
Single Upholstery	2.50	\$ 1250	1373	1475	1575	1728	1883	2105	2333	2603	2910	2025	2355
Contrasting Upholstery													
Primary	1.00	\$ 1250	1299	1340	1380	1441	1503	1592	1683	1791	1914	1560	1692
Accent	1.50	\$ 0	74	135	195	287	380	513	650	812	996	465	663

Must Specify (in this order):

- Model #
- Primary Upholstery
- Accent Upholstery
- Base
- Caster/Glide (for 5-Star Polished Aluminum Swivel Base Only)

SPIRIT LITE CHAIR WITH HEADREST	STL2C-HR	22½	27	39½	22	19½	17½	-	34	24.8
---------------------------------	----------	-----	----	-----	----	-----	-----	---	----	------



Description

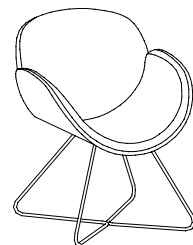
- Standard with: Headrest and Wireframe Base; Must Specify Color
- Available with Contrasting Upholsteries
- Optional Bases ([See Base Options](#)): Rocker, 4-Star Wood Swivel, 4-Star Polished Aluminum Swivel, or 5-Star Polished Aluminum Swivel

List Price/Grade	Yards	COM/1	2	3	4	5	6	7	8	9	10	L1	L2
Single Upholstery	3.00	\$ 1480	1627	1750	1870	2053	2239	2506	2779	3103	3472	2410	2806
Contrasting Upholstery													
Primary	1.50	\$ 1480	1554	1615	1675	1767	1860	1993	2130	2292	2476	1945	2143
Accent	1.50	\$ 0	74	135	195	287	380	513	650	812	996	465	663

Must Specify (in this order):

- Model #
- Primary Upholstery
- Accent Upholstery
- Base
- Caster/Glide (for 5-Star Polished Aluminum Swivel Base Only)

SPIRIT CHAIR	ST2C	25½	27	33½	20	19½	18	28	38	24.0
--------------	------	-----	----	-----	----	-----	----	----	----	------



Description

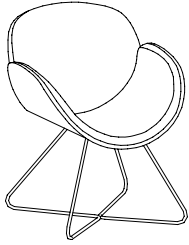
- Standard with: Wireframe Base; Must Specify Color
- Available with Contrasting Upholsteries
- Optional Bases ([See Base Options](#)): Rocker, 4-Star Wood Swivel, 4-Star Polished Aluminum Swivel, or 5-Star Polished Aluminum Swivel

List Price/Grade	Yards	COM/1	2	3	4	5	6	7	8	9	10	L1	L2
Single Upholstery	3.25	\$ 1754	1913	2047	2177	2375	2576	2866	3161	3512	3912	2762	3191
Contrasting Upholstery													
Primary	1.75	\$ 1754	1840	1912	1982	2088	2197	2353	2512	2701	2916	2297	2528
Accent	1.50	\$ 0	74	135	195	287	380	513	650	812	996	465	663

Must Specify (in this order):

- Model #
- Primary Upholstery
- Accent Upholstery
- Base
- Caster/Glide (for 5-Star Polished Aluminum Swivel Base Only)

Item	Model No.	Chair Width	Chair Depth	Chair Height	Seat Width	Seat Depth	Seat Height	Arm Height	Ship Wt	Cubic Ft
SPIRIT CHAIR WITH WOOD SHELL	ST5C	22½	27	33½	20	19	17½	27½	32	24.0



Description


- Standard with: Clear Walnut Wood Shell and Wireframe Base; Must Specify Color
- Optional Bases ([See Base Options](#)): 4-Star Polished Aluminum Swivel or 5-Star Polished Aluminum Swivel

List Price/Grade	Yards	COM/1	2	3	4	5	6	7	8	9	10	L1	L2
Single Upholstery	1.50	\$ 2517	2591	2652	2712	2804	2897	3030	3167	3329	3513	2982	3180

Must Specify (in this order):

- Model #
- Primary Upholstery
- Accent Upholstery
- Base
- Caster/Glide (for 5-Star Polished Aluminum Swivel Base Only)

SPIRIT LOUNGE CHAIR	SL23P	24½	29	34½	24	20	18	-	40	24.0
---------------------	-------	-----	----	-----	----	----	----	---	----	------



Description


- Standard with: Wireframe Base; Must Specify Color
- Available with Contrasting Upholsteries
- Optional Bases ([See Base Options](#)): 4-Star Polished Aluminum and 4-Star Wood Base (Select Blonde Oak or Spiced Walnut)

List Price/Grade	Yards	COM/1	2	3	4	5	6	7	8	9	10	L1	L2
Single Upholstery	3.00	\$ 1373	1520	1643	1763	1946	2132	2399	2672	2996	3365	2303	2699
Contrasting Upholstery													
Primary	1.50	\$ 1373	1447	1508	1568	1660	1753	1886	2023	2185	2369	1838	2036
Accent	1.50	\$ 0	74	135	195	287	380	513	650	812	996	465	663

Must Specify (in this order):

- Model #
- Primary Upholstery
- Accent Upholstery
- Base
- Caster/Glide (for 5-Star Polished Aluminum Swivel Base Only)

SPIRIT HIGH BACK LOUNGE CHAIR	SL24P	24½	29	47½	24	20	18	-	44	24.8
-------------------------------	-------	-----	----	-----	----	----	----	---	----	------



Description

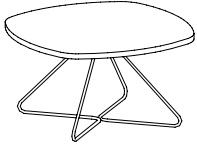
- Standard with: Wireframe Base; Must Specify Color
- Available with Contrasting Upholsteries
- Optional Bases ([See Base Options](#)): 4-Star Polished Aluminum and 4-Star Wood Base (Select Blonde Oak or Spiced Walnut)

List Price/Grade	Yards	COM/1	2	3	4	5	6	7	8	9	10	L1	L2
Single Upholstery	4.00	\$ 1821	2017	2181	2341	2585	2833	3189	3553	3985	4477	3061	3589
Contrasting Upholstery													
Primary	2.00	\$ 1821	1919	2001	2081	2203	2327	2505	2687	2903	3149	2441	2705
Accent	2.00	\$ 0	98	180	260	382	506	684	866	1082	1328	620	884

Must Specify (in this order):

- Model #
- Primary Upholstery
- Accent Upholstery
- Base
- Caster/Glide (for 5-Star Polished Aluminum Swivel Base Only)

Item	Model No.		Width	Depth	Height	Ship Wt	Cubic Ft	List Price	
SPIRIT SQUARE TABLE	ST11C	TFL	27	27	17	31	11.4	T\$	797
	ST11CH	HPL	27	27	17	31	11.4	P\$	962



Must Specify (in this order):

Model #
Top Color
Base Color

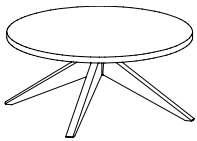
Description

- Standard with: 1" TFL Top or 1½" HPL Top and Wireframe Base; Must Specify Color
- Features Square Edge Profile

Wireframe Base Options: Specify & Add

STWFA	Wireframe, Aluminum	N/C
STWFB	Wireframe, Black	N/C
STWFC	Wireframe, Chrome	\$ 55

SPIRIT ROUND TABLE	SLT-1W	TFL	31½	31½	14½	31	11.4	T\$	1405
	SLT-1WH	HPL	31½	31½	14½	31	11.4	P\$	1557



Must Specify (in this order):

Model #
Top Color
Base Color

Description

- Standard with: 1" TFL Top or 1½" HPL Top and 4-Star Swivel Wood Base (Select Blonde Oak or Spiced Walnut)
- Features Square Edge Profile

For ordering options, [see overview at the beginning of this section.](#)

Trift is an all-inclusive guest collection with abundant options for multiple applications. Carefully contoured frame and enhanced seat design provide hours of seated comfort. Five back options in wood and upholstery, and arm and armless models appeal to a broad base of needs. Specify for conferencing, reception, dining, healthcare, and companion seating. Trift accommodates all work areas with ease in one versatile collection.

CONSTRUCTION

- Exposed wood components and chair frame are manufactured using European Beech and are free of spirits, discoloration, pits, shakes, and wormholes
- All chair joints are double-doweled or mortised and tenoned, screwed, and glued for maximum strength and durability
- All seats feature corner blocking
- Frames are individually hand assembled and sanded prior to being finished
- Non-marring nylon glides included in each leg at floor level
- High Grade Polyurethane Foam, 1½" thick in the seat and 1" thick in the back
- Textiles are sewn with double stitch seams
- High quality resilient sheet webbing ensures a comfortable seating application
- Chairs rated for users up to 275lbs
- Ships fully assembled

HOW TO ORDER EXAMPLE

Model No.	Description	Example
980	Finish	AW
	Upholstery	CF Stinson Artisan Fossil
	Glides	STD

WOOD FINISHES

Indiana Furniture uses a multi-step, hand finishing process on all exposed wood frames.

Chairs feature a catalyzed varnish finish which offers durability, lasting beauty, and resistance to normal wear.

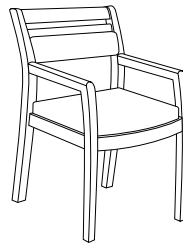
AW Artisan Walnut	LW Legacy Walnut
AS Asian Night	MW Mahogany Walnut
BW Beigewood*	MO Medium Oak*
BL Black	ORW Oak Riftwood*
CO Columbian Walnut	PNW Pinnacle Walnut
DC Dark Cherry	SCH Select Cherry
DFW Dark Forest Walnut*	SKC Shaker Cherry
WH Designer White	SBP Smoky Brown Pear*
EF Espresso	TK Studio Teak
FO Fawn Oak*	SM Sugar Maple
GC Golden Cherry	SW Sunglow Walnut
HVM Harvest Maple*	WTA Weathered Ash*
HW Harvest Walnut	WC Williamsburg Cherry

* Finish is Low Sheen

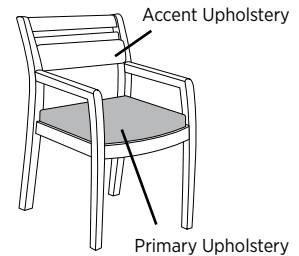
UPHOLSTERY OPTIONS

Available in single or contrasting upholsteries in a wide variety of graded-in or contract options, including fabric, vinyl, and leather.

Single Upholstery



Contrasting Upholstery

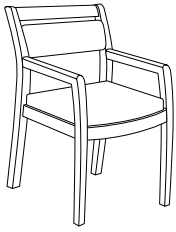


GLIDE OPTIONS

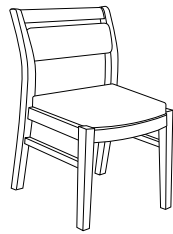
STD	Nylon Glides	Std
FELT	Felt Glides	\$ N/C

CERTIFICATIONS & COMPLIANCE

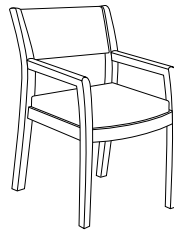
- CAL 117-2013 Compliance
- Intertek Sustainability Certified
- BIFMA level® Certified
- BIFMA Compliant® Certified
- TSCA Title VI (CARB) Compliance
- US Green Building's LEED® Contribution




Guest with
Upholstered Section:
980
[\(See Details\)](#)



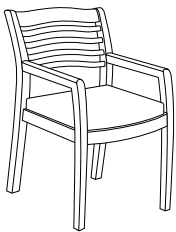
Armless with
Upholstered Section:
990
[\(See Details\)](#)



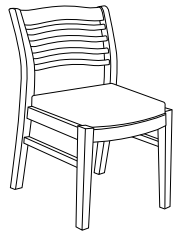
Guest with
½ Wood Back:
985
[\(See Details\)](#)



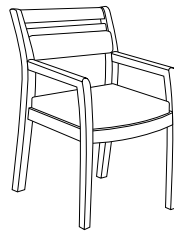
Armless with
½ Wood Back:
995
[\(See Details\)](#)




Guest with
Slat Back:
986
[\(See Details\)](#)



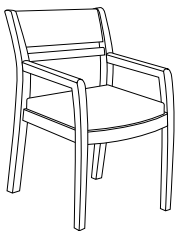
Armless with
Slat Back:
996
[\(See Details\)](#)



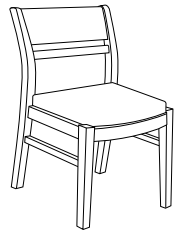
Guest with Wood/
Upholstery Accent:
988
[\(See Details\)](#)



Armless with Wood/
Upholstery Accent:
998
[\(See Details\)](#)

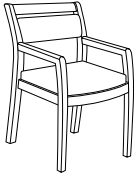


Guest with Wood
Back Accent:
989
[\(See Details\)](#)



Armless with Wood
Back Accent:
999
[\(See Details\)](#)

Item	Model No.	Chair Width	Chair Depth	Chair Height	Seat Width	Seat Depth	Seat Height	Arm Height	Ship Wt	Cubic Ft
GUEST WITH UPHOLSTERED BACK SECTION	980	21½	23½	32¼	18½	19	17½	25	23	16.9



Description

- Standard with: Nylon Glides
- Available with Contrasting Upholsteries

List Price/Grade	Yards	COM/1	2	3	4	5	6	7	8	9	10	L1	L2
Single Upholstery	1.00	\$ 1178	1227	1268	1308	1369	1431	1520	1611	1719	1842	1488	1620
Contrasting Upholstery													
Primary	1.00	\$ 1222	1271	1312	1352	1413	1475	1564	1655	1763	1886	1532	1664
Accent	1.00	\$ 0	49	90	130	191	253	342	433	541	664	310	442

Must Specify (in this order):

- Model #
- Finish
- Primary Upholstery
- Accent Upholstery
- Glide

ARMLESS GUEST WITH UPHOLSTERED BACK SECTION	990	21½	23½	32¼	18½	19	17½	—	22	16.9
---	-----	-----	-----	-----	-----	----	-----	---	----	------



Description

- Standard with: Nylon Glides
- Available with Contrasting Upholsteries

List Price/Grade	Yards	COM/1	2	3	4	5	6	7	8	9	10	L1	L2
Single Upholstery	1.00	\$ 1085	1134	1175	1215	1276	1338	1427	1518	1626	1749	1395	1527
Contrasting Upholstery													
Primary	1.00	\$ 1129	1178	1219	1259	1320	1382	1471	1562	1670	1793	1439	1571
Accent	1.00	\$ 0	49	90	130	191	253	342	433	541	664	310	442

Must Specify (in this order):

- Model #
- Finish
- Primary Upholstery
- Accent Upholstery
- Glide

GUEST WITH ½ WOOD BACK	985	21½	23½	32¼	18½	19	17½	25	23	16.9
------------------------	-----	-----	-----	-----	-----	----	-----	----	----	------



Description

- Standard with: Nylon Glides

List Price/Grade	Yards	COM/1	2	3	4	5	6	7	8	9	10	L1	L2
Single Upholstery	1.00	\$ 1068	1117	1158	1198	1259	1321	1410	1501	1609	1732	1378	1510

Must Specify (in this order):

- Model #
- Finish
- Primary Upholstery
- Accent Upholstery
- Glide

ARMLESS GUEST WITH ½ WOOD BACK	995	21½	23½	32¼	18½	19	17½	—	22	16.9
--------------------------------	-----	-----	-----	-----	-----	----	-----	---	----	------



Description

- Standard with: Nylon Glides

List Price/Grade	Yards	COM/1	2	3	4	5	6	7	8	9	10	L1	L2
Single Upholstery	1.00	\$ 976	1025	1066	1106	1167	1229	1318	1409	1517	1640	1286	1418

Must Specify (in this order):

- Model #
- Finish
- Primary Upholstery
- Accent Upholstery
- Glide

For ordering options, [see overview at the beginning of this section.](#)

Item	Model No.	Chair Width	Chair Depth	Chair Height	Seat Width	Seat Depth	Seat Height	Arm Height	Ship Wt	Cubic Ft
GUEST WITH SLAT BACK	986	21½	25¾	32¼	18½	21	17½	25	23	16.9



Description

- Standard with: Nylon Glides

List Price/Grade	Yards	COM/1	2	3	4	5	6	7	8	9	10	L1	L2
Single Upholstery	1.00	\$ 1086	1135	1176	1216	1277	1339	1428	1519	1627	1750	1396	1528

Must Specify (in this order):

- Model #
- Finish
- Primary Upholstery
- Accent Upholstery
- Glide

ARMLESS GUEST WITH SLAT BACK	996	21½	25¾	32¼	18½	21	17½	—	22	16.9
------------------------------	-----	-----	-----	-----	-----	----	-----	---	----	------



Description

- Standard with: Nylon Glides

List Price/Grade	Yards	COM/1	2	3	4	5	6	7	8	9	10	L1	L2
Single Upholstery	1.00	\$ 989	1038	1079	1119	1180	1242	1331	1422	1530	1653	1299	1431

Must Specify (in this order):

- Model #
- Finish
- Primary Upholstery
- Accent Upholstery
- Glide

GUEST WITH WOOD/ UPHOLSTERED ACCENT	988	21½	23½	32¼	18½	19	17½	25	23	16.9
-------------------------------------	-----	-----	-----	-----	-----	----	-----	----	----	------



Description

- Standard with: Nylon Glides
- Available with Contrasting Upholsteries

List Price/Grade	Yards	COM/1	2	3	4	5	6	7	8	9	10	L1	L2
Single Upholstery	1.00	\$ 1198	1247	1288	1328	1389	1451	1540	1631	1739	1862	1508	1640
Contrasting Upholstery													
Primary	1.00	\$ 1242	1291	1332	1372	1433	1495	1584	1675	1783	1906	1552	1684
Accent	1.00	\$ 0	49	90	130	191	253	342	433	541	664	310	442

Must Specify (in this order):

- Model #
- Finish
- Primary Upholstery
- Accent Upholstery
- Glide

ARMLESS GUEST WITH WOOD/ UPHOLSTERED ACCENT	998	21½	23½	32¼	18½	19	17½	—	22	16.9
---	-----	-----	-----	-----	-----	----	-----	---	----	------



Description

- Standard with: Nylon Glides
- Available with Contrasting Upholsteries

List Price/Grade	Yards	COM/1	2	3	4	5	6	7	8	9	10	L1	L2
Single Upholstery	1.00	\$ 1101	1150	1191	1231	1292	1354	1443	1534	1642	1765	1411	1543
Contrasting Upholstery													
Primary	1.00	\$ 1145	1194	1235	1275	1336	1398	1487	1578	1686	1809	1455	1587
Accent	1.00	\$ 0	49	90	130	191	253	342	433	541	664	310	442

Must Specify (in this order):

- Model #
- Finish
- Primary Upholstery
- Accent Upholstery
- Glide

For ordering options, [see overview at the beginning of this section.](#)

Item	Model No.	Chair Width	Chair Depth	Chair Height	Seat Width	Seat Depth	Seat Height	Arm Height	Ship Wt	Cubic Ft
GUEST WITH WOOD BACK ACCENT	989	21½	23½	32¼	18½	19	17½	25	23	16.90

**Description**

- Standard with: Nylon Glides

List Price/Grade	Yards	COM/1	2	3	4	5	6	7	8	9	10	L1	L2
Single Upholstery	1.00	\$ 1086	1135	1176	1216	1277	1339	1428	1519	1627	1750	1396	1528

Must Specify (in this order):

Model #
Finish
Primary Upholstery
Accent Upholstery
Glide

ARMLESS GUEST WITH WOOD BACK ACCENT

999	21½	23½	32¼	18½	19	17½	—	22	16.9
-----	-----	-----	-----	-----	----	-----	---	----	------

**Description**

- Standard with: Nylon Glides

List Price/Grade	Yards	COM/1	2	3	4	5	6	7	8	9	10	L1	L2
Single Upholstery	1.00	\$ 998	1047	1088	1128	1189	1251	1340	1431	1539	1662	1308	1440

Must Specify (in this order):

Model #
Finish
Primary Upholstery
Accent Upholstery
Glide

For ordering options, [see overview at the beginning of this section.](#)

Triple Play can multi-task from lounge height to sitting height, and all the way up to counter height. This versatile seating line lets people choose how and where they want to work with the ability to join any group, at any height table in the room. Triple Play partners with 18” high tables, 29-30” high tables, and 36” high tables, or any range in between.

CONSTRUCTION

- Fully upholstered product that features a high density, firm polyurethane foam interior that holds its shape; shape is static at the lounge height position and at the sitting height position and has a gentle, flexible motion while sitting at the counter height position
- Foam construction can be used to sit on any of the six sides
- Handle is covered in upholstery
- Zipper included with upholstery cover for easy removal and cleaning
- Benches rated for users up to 275lbs
- Ships fully assembled

HOW TO ORDER EXAMPLE

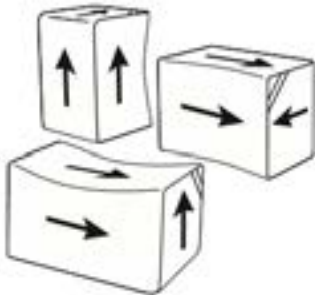
Model No.	Description	Example
3-1526ST	Upholstery	CF Stinson Artisan Seaport
	Zipper	Navy
	Welt Cord	CF Stinson Artisan Anjou
	Upholstery	

UPHOLSTERY OPTIONS

Available in single upholstery with a matching handle, and your choice of a matching or contrasting welt cord, or no welt cord at all. Select from a wide variety of graded-in or contract options, including fabric, vinyl, and leather. We recommend avoiding the use of obvious directional patterns due to Triple Play’s multiple positions of use.

Indiana Furniture will make every attempt to have the upholstery pattern going the same direction while making the best use of the yardage supplied.

Arrows represent “Up the Roll”.



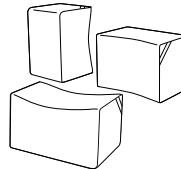
ZIPPER OPTIONS

Black	Navy
Brown	Slate
Dark Gray	Tan
Ivory	White

CERTIFICATIONS & COMPLIANCE

- CAL 117-2013 Compliance
- Intertek Sustainability Certified
- BIFMA level® Certified
- BIFMA Compliant® Certified
- TSCA Title VI (CARB) Compliance
- US Green Building’s LEED® Contribution

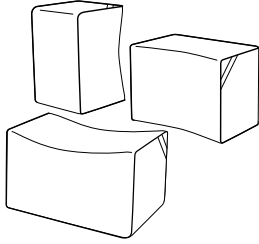
STATEMENT OF LINE



Multi-Height Bench:
3-1526ST
[\(See Details\)](#)

TRIPLE PLAY™
MULTI-HEIGHT BENCH (3 SERIES)

Item	Model No.	Chair Width	Chair Depth	Chair Height	Ship Wt	Cubic Ft
MULTI-HEIGHT BENCH	3-1526ST	18	16½-15	26	12.8	5.8



Description

- Standard with: Matching Upholstered Handle
- Rotate Seat to Provide Seating for 18”H, 29-30”H, and 36”H Tables, or any range in between
- Available with Contrasting Upholsteries with Welt Cord
- We recommend avoiding the use of obvious directional patterns due to the multiple positions of use

Must Specify (in this order):

- Model #
- Primary Upholstery
- Accent Upholstery
- Welt Cord
- Zipper Color

List Price/Grade	Yards	COM/1	2	3	4	5	6	7	8	9	10
Single Upholstery											
With Welt Cord	3.00 \$	857	1004	1127	1247	1430	1616	1883	2156	2480	2849
No Welt Cord	2.00 \$	753	851	933	1013	1135	1259	1437	1619	1835	2081
Contrasting Upholstery											
Primary	2.00 \$	857	955	1037	1117	1239	1363	1541	1723	1939	2185
Welt Cord	1.00 \$	0	49	90	130	191	253	342	433	541	664

For ordering options, [see overview at the beginning of this section.](#)

Both comfort and style are achieved in Vive with open or closed arms, and flared leg design, with availability of casters. Solid hardwood frames with a smooth, radiant finish are available in all Indiana Furniture finishes. Double dowel mortise and tenon construction and high-grade polyurethane foam provide superior stability and comfort.

CONSTRUCTION

- Exposed wood components and chair frame are manufactured using European Beech and are free of spirits, discoloration, pits, shakes, and wormholes; base caps are manufactured using select maple
- All chair joints are double-doweled or mortised and tenoned, screwed, and glued for maximum strength and durability
- All seats feature corner blocking
- Arms are securely attached to the frames with mortise and tenon
- Frames are individually hand assembled and sanded prior to being finished
- Non-marring nylon glides included in each leg at floor level
- High Grade Polyurethane Foam, 2¼" thick in the seat and 1½" thick in the back; foam is contoured to fit the frame and fastened in place
- Textiles are sewn with double stitch seams
- High quality resilient sheet webbing ensures a comfortable seating application
- Seating rated for users up to 275lbs
- Ships fully assembled

HOW TO ORDER EXAMPLE

Model No.	Description	Example
316	Finish	MO
	Upholstery	CF Stinson Artisan Hearth
	Glides	STD

WOOD FINISHES

Indiana Furniture uses a multi-step, hand finishing process on all exposed wood frames.

Chairs feature a catalyzed varnish finish which offers durability, lasting beauty, and resistance to normal wear.

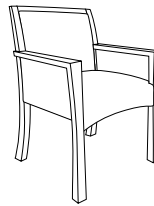
AW Artisan Walnut	LW Legacy Walnut
AS Asian Night	MW Mahogany Walnut
BW Beigewood*	MO Medium Oak*
BL Black	ORW Oak Riftwood*
CO Columbian Walnut	PNW Pinnacle Walnut
DC Dark Cherry	SCH Select Cherry
DFW Dark Forest Walnut*	SKC Shaker Cherry
WH Designer White	SBP Smoky Brown Pear*
EF Espresso	TK Studio Teak
FO Fawn Oak*	SM Sugar Maple
GC Golden Cherry	SW Sunglow Walnut
HVM Harvest Maple*	WTA Weathered Ash*
HW Harvest Walnut	WC Williamsburg Cherry

* Finish is Low Sheen

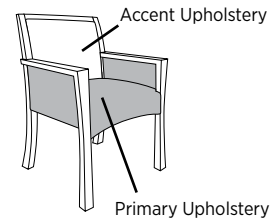
UPHOLSTERY OPTIONS

Available in single or contrasting upholsteries in a wide variety of graded-in or contract options, including fabric, vinyl, and leather.

Single Upholstery



Contrasting Upholstery



GLIDE OPTIONS (FOR MODELS WITHOUT CASTERS)

STD	Nylon Glides	Std
FELT	Felt Glides	\$ N/C

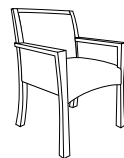
CASTER OPTIONS

STD	Dual Wheel Casters	Std
SP	Soft Wheel Casters	\$ N/C

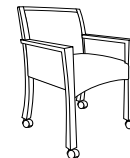
CERTIFICATIONS & COMPLIANCE

- CAL 117-2013 Compliance
- Intertek Sustainability Certified
- BIFMA level® Certified
- BIFMA Compliant® Certified
- TSCA Title VI (CARB) Compliance
- US Green Building's LEED® Contribution

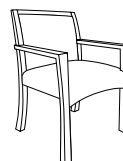
STATEMENT OF LINE



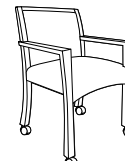
Fully Upholstered Guest with Closed Arms: 316
[\(See Details\)](#)



Fully Upholstered Guest with Closed Arms on Casters: 318
[\(See Details\)](#)

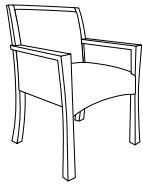


Fully Upholstered Guest with Open Arms: 326
[\(See Details\)](#)



Fully Upholstered Guest with Open Arms on Casters: 328
[\(See Details\)](#)

Item	Model No.	Chair Width	Chair Depth	Chair Height	Seat Width	Seat Depth	Seat Height	Arm Height	Ship Wt	Cubic Ft
FULLY UPHOLSTERED GUEST WITH CLOSED ARMS	316	25	26¾	34½	20¼	19	18¼	25⅝	30	16.9



Must Specify (in this order):

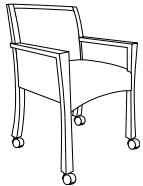
- Model #
- Finish
- Primary Upholstery
- Accent Upholstery
- Glide

Description

- Standard with: Nylon Glides
- Available with Contrasting Upholsteries

List Price/Grade	Yards	COM/1	2	3	4	5	6	7	8	9	10	L1	L2
Single Upholstery	2.00	\$ 1826	1924	2006	2086	2208	2332	2510	2692	2908	3154	2446	2710
Contrasting Upholstery													
Primary	1.25	\$ 1837	1898	1950	2000	2076	2153	2265	2378	2513	2667	2225	2390
Accent	1.00	\$ 0	49	90	130	191	253	342	433	541	664	310	442

FULLY UPHOLSTERED GUEST WITH CLOSED ARMS ON CASTERS	318	25	26¾	34½	20¼	19	18¼	25⅝	30	16.9
---	-----	----	-----	-----	-----	----	-----	-----	----	------



Must Specify (in this order):

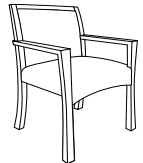
- Model #
- Finish
- Primary Upholstery
- Accent Upholstery
- Glide

Description

- Standard with: Nylon Glides
- Available with Contrasting Upholsteries

List Price/Grade	Yards	COM/1	2	3	4	5	6	7	8	9	10	L1	L2
Single Upholstery	2.00	\$ 1832	1930	2012	2092	2214	2338	2516	2698	2914	3160	2452	2716
Contrasting Upholstery													
Primary	1.25	\$ 1843	1904	1956	2006	2082	2159	2271	2384	2519	2673	2231	2396
Accent	1.00	\$ 0	49	90	130	191	253	342	433	541	664	310	442

FULLY UPHOLSTERED GUEST WITH OPEN ARMS	326	25	26¾	34½	20¼	19	18¼	25⅝	30	16.9
--	-----	----	-----	-----	-----	----	-----	-----	----	------



Must Specify (in this order):

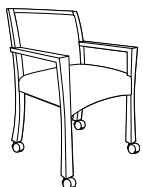
- Model #
- Finish
- Primary Upholstery
- Accent Upholstery
- Glide

Description

- Standard with: Nylon Glides
- Available with Contrasting Upholsteries

List Price/Grade	Yards	COM/1	2	3	4	5	6	7	8	9	10	L1	L2
Single Upholstery	1.75	\$ 1526	1612	1684	1754	1860	1969	2125	2284	2473	2688	2069	2300
Contrasting Upholstery													
Primary	1.25	\$ 1548	1609	1661	1711	1787	1864	1976	2089	2224	2378	1936	2101
Accent	1.00	\$ 0	49	90	130	191	253	342	433	541	664	310	442

FULLY UPHOLSTERED GUEST WITH OPEN ARMS ON CASTERS	328	25	26¾	34½	20¼	19	18¼	25⅝	30	16.9
---	-----	----	-----	-----	-----	----	-----	-----	----	------



Must Specify (in this order):

- Model #
- Finish
- Primary Upholstery
- Accent Upholstery
- Glide

Description

- Standard with: Nylon Glides
- Available with Contrasting Upholsteries

List Price/Grade	Yards	COM/1	2	3	4	5	6	7	8	9	10	L1	L2
Single Upholstery	1.75	\$ 1530	1616	1688	1758	1864	1973	2129	2288	2477	2692	2073	2304
Contrasting Upholstery													
Primary	1.25	\$ 1552	1613	1665	1715	1791	1868	1980	2093	2228	2382	1940	2105
Accent	1.00	\$ 0	49	90	130	191	253	342	433	541	664	310	442

For ordering options, [see overview at the beginning of this section.](#)

Accents

Enhance your space with new Cush Pillows. Available in multiple shapes and sizes, and with or without piping, to bring the comforts of home or add sophistication to any space. Be inspired by our broad range of graded-in fabrics, contract fabrics or use a COM to personalize your Cush pillows.

CONSTRUCTION

- All pillows are sewn shut for added security
- All pillows feature a smooth non-woven fabric pillow insert
- Square and rectangle inserts are filled with a soft moldable poly fiber that simulates the look of down feathers
- Bolster pillows are filled with a resilient poly insert for extra durability

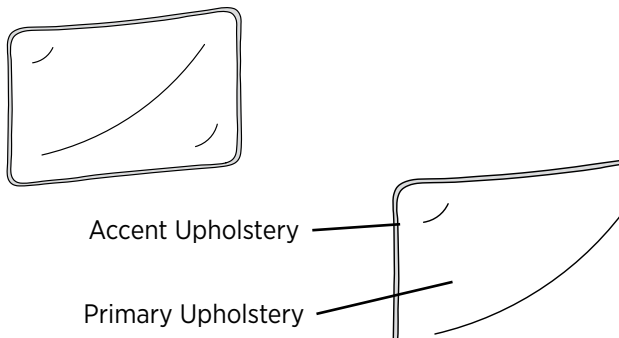
HOW TO ORDER EXAMPLE

Model No.	Description	Example
01-1806BPP	Primary Upholstery Accent Upholstery	KnollTextiles Buzz Bittersweet KnollTextiles Buzz Flash
01-1407TPRP	Primary Upholstery	Mayer Gem Ocean

UPHOLSTERY OPTIONS

Contrasting upholsteries available on pillows with piping in a wide variety of graded-in or contract options.

Contrasting Upholstery



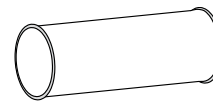
CERTIFICATIONS & COMPLIANCE

- CAL 117-2013 Compliance

STATEMENT OF LINE



Bolster Pillow
[01-1806BP](#)



Bolster Pillow
With Piping
[01-1806BPP](#)



23" Square Throw Pillow
[01-2323TPS](#)




23" Square Throw
Pillow With Piping
[01-2323TPSP](#)



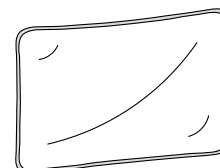
17" Square Throw Pillow
[01-1717TPS](#)



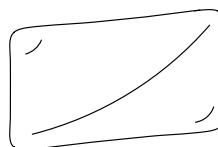
17" Square Throw
Pillow With Piping
[01-1717TPSP](#)



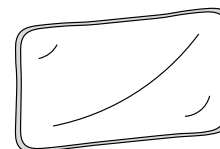
19"x11" Rectangle Throw
Pillow
[01-1911TPR](#)



19"x11" Rectangle Throw
Pillow With Piping
[01-1911TPRP](#)

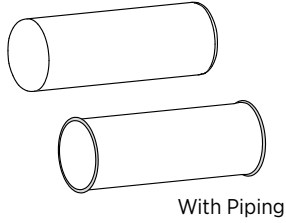


14"x7" Rectangle Throw
Pillow
[01-1407TPR](#)



14"x7" Rectangle Throw
Pillow With Piping
[01-1407TPRP](#)

Item	Model No.	Width	Depth	Height	Ship Wt	Cubic Ft
BOLSTER PILLOW	01-1806BP	18	6	6	2	2.1
	01-1806BPP With Piping	18	6	6	2	2.1



With Piping

Must Specify (in this order):

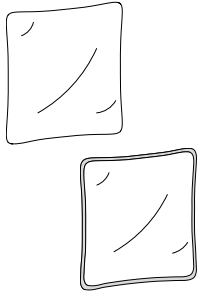
- Model #
- Primary Upholstery
- Accent Upholstery

Description

- Contrasting Upholsteries Available on Pillows With Piping
- Directional Upholstery May Not Match from Pillow to Pillow Due to Application

List Price/Grade	Yards	COM/1	2	3	4	5	6	7	8	9	10
Single Upholstery	1.00	\$ 298	347	388	428	489	551	640	731	839	962
Single Upholstery with Piping	1.00	\$ 451	500	541	581	642	704	793	884	992	1115
Contrasting Upholstery											
Primary	1.00	\$ 495	544	585	625	686	748	837	928	1036	1159
Accent	1.00	\$ 0	49	90	130	191	253	342	433	541	664

23" SQUARE THROW PILLOW	01-2323TPS	23	6	23	3	2.1
	01-2323TPSP With Piping	23	6	23	3	2.1



With Piping

Must Specify (in this order):

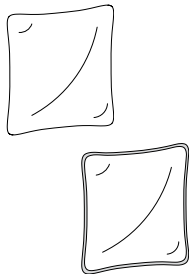
- Model #
- Primary Upholstery
- Accent Upholstery

Description

- Contrasting Upholsteries Available on Pillows With Piping
- Directional Upholstery May Not Match from Pillow to Pillow Due to Application

List Price/Grade	Yards	COM/1	2	3	4	5	6	7	8	9	10
Single Upholstery	1.00	\$ 246	295	336	376	437	499	588	679	787	910
Single Upholstery with Piping	1.00	\$ 375	424	465	505	566	628	717	808	916	1039
Contrasting Upholstery											
Primary	1.00	\$ 419	468	509	549	610	672	761	852	960	1083
Accent	1.00	\$ 0	49	90	130	191	253	342	433	541	664

17" SQUARE THROW PILLOW	01-1717TPS	17	6	17	3	2.1
	01-1717TPSP With Piping	17	6	17	3	2.1



With Piping

Must Specify (in this order):

- Model #
- Primary Upholstery
- Accent Upholstery

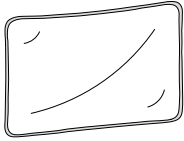
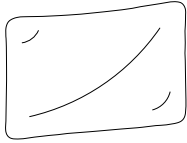
Description

- Contrasting Upholsteries Available on Pillows With Piping
- Directional Upholstery May Not Match from Pillow to Pillow Due to Application

List Price/Grade	Yards	COM/1	2	3	4	5	6	7	8	9	10
Single Upholstery	1.00	\$ 225	274	315	355	416	478	567	658	766	889
Single Upholstery with Piping	1.00	\$ 342	391	432	472	533	595	684	775	883	1006
Contrasting Upholstery											
Primary	1.00	\$ 386	435	476	516	577	639	728	819	927	1050
Accent	1.00	\$ 0	49	90	130	191	253	342	433	541	664

For ordering options, [see overview at the beginning of this section.](#)

Item	Model No.	Width	Depth	Height	Ship Wt	Cubic Ft
19"x11" RECTANGLE THROW PILLOW	01-1911TPR	19	4	11	2	2.1
	01-1911TPRP With Piping	19	4	11	2	2.1



With Piping

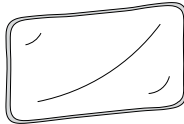
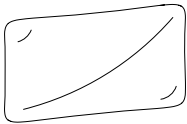
Must Specify (in this order):
 Model #
 Primary Upholstery
 Accent Upholstery

Description

- Contrasting Upholsteries Available on Pillows With Piping
- Directional Upholstery May Not Match from Pillow to Pillow Due to Application

List Price/Grade	Yards	COM/1	2	3	4	5	6	7	8	9	10
Single Upholstery	1.00 \$	254	303	344	384	445	507	596	687	795	918
Single Upholstery with Piping	1.00 \$	381	430	471	511	572	634	723	814	922	1045
Contrasting Upholstery											
Primary	1.00 \$	425	474	515	555	616	678	767	858	966	1089
Accent	1.00 \$	0	49	90	130	191	253	342	433	541	664

14"x7" RECTANGLE THROW PILLOW	01-1407TPR	14	4	7	2	1.0
	01-1407TPRP With Piping	14	4	7	2	1.0



With Piping

Must Specify (in this order):
 Model #
 Primary Upholstery
 Accent Upholstery

Description

- Contrasting Upholsteries Available on Pillows With Piping
- Directional Upholstery May Not Match from Pillow to Pillow Due to Application

List Price/Grade	Yards	COM/1	2	3	4	5	6	7	8	9	10
Single Upholstery	1.00 \$	221	270	311	351	412	474	563	654	762	885
Single Upholstery with Piping	1.00 \$	339	388	429	469	530	592	681	772	880	1003
Contrasting Upholstery											
Primary	1.00 \$	383	432	473	513	574	636	725	816	924	1047
Accent	1.00 \$	0	49	90	130	191	253	342	433	541	664

For ordering options, [see overview at the beginning of this section.](#)

COM/COL & Graded-In Programs

COM - CUSTOMER'S OWN MATERIAL

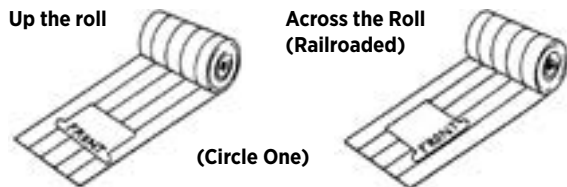
All Indiana Furniture seating is available with material furnished by the customer. Refer to grade 1 for list prices. Refer to individual model number for COM yardage requirements. The listed COM yardage requirement is based on the use of non-directional upholstery 54" wide for a quantity of one chair. Extra upholstery is required to match any pattern with a repeat, either vertically or horizontally. Use the chart below as a guide to add to plain COM yardage requirements listed in the price list.

For multiple chair quantities, contact customer service to optimize the yardage per chair at 800-422-5727.

Upholstery	Plain	2"- 14"	15"- 27"	28"- 36"
<u>Width</u>	<u>Upholstery</u>	<u>Repeat</u>	<u>Repeat</u>	<u>Repeat</u>
54"	0%	10%	25%	30%

Note: Upholsteries less than 54" wide will not be accepted.

Due to the upholstering process used by Indiana Furniture, some COM upholsteries are considered directional that may not be considered directional by the upholstery supplier. All Upholstery COM's are cut "up the roll" and all vinyls are cut "across the roll" by Indiana Furniture unless otherwise directed by the customer (see below). All directional upholsteries on Indiana Furniture frames match both vertically and horizontally. If you do not desire repeat match, please specify on order.



Note: Directional upholsteries, such as stripes, patterns and plaids may not meet your satisfaction due to contoured shapes and tufting of some models. Should you require such a selection, we will upholster as perfect as possible, but such orders are not subject to return. If in doubt, contact your Indiana Furniture Customer Service Representative prior to placing the order.

COM/COL ORDERING INSTRUCTIONS:

Fill out the form below and attach sample according to instructions on reverse side of form. **COM's/COL's must meet and include written confirmation from the supplier verifying CALTB 117-2013 compliance and you must designate the flammability materials within for the TB 117-2013 label.** Check the box above to comply with California Business and Professions Code Section 19094. Failure to complete these forms and supply samples will delay the scheduling of the purchase order. Orders will not be scheduled until upholstery is received from the supplier. Upholstery should not be ordered until Indiana Furniture has verified the yardage required.

Check one: COM COL

Dealer Name _____ Phone _____ Email _____

Contact Person _____ City _____ State _____ Zip _____

Mill/Supplier _____ Pattern _____ Color _____

Repeat Inches: Horizontal _____ Vertical _____ Directional: Up the Roll / RailRoad

Note: Required upholstery width is 54".

Face Reversible: Yes / No

Product COM/COL is to be applied to:

1) Model # _____ Qty* _____ Ydg. Ea. _____ x Repeat _____ = _____ Yds.

2) Model # _____ Qty* _____ Ydg. Ea. _____ x Repeat _____ = _____ Yds.

* For multiple chair quantities, contact customer service to optimize the yardage required.

FOR OFFICE USE ONLY:

Advise dealer of COM/COL Rqd: _____ Signed: _____

CSR

Notes: _____

COL - CUSTOMER'S OWN LEATHER

Indiana Furniture is pleased to accommodate COL selections whenever this special need arises. Refer to grade 1 for list prices. To calculate COL requirements, multiply the COM yardage required times 18 (1 yard of upholstery = 18 sq. ft. of usable leather). Customer's own leather specifications for Indiana Furniture seating shown within the price list are based on an average hide size of 45-50 square feet.

All square footage requirements are based on usable footage. The shape of a hide and the usable, clean footage may make it necessary for us to request more leather after COL is received.

Please note leather is a natural product, and variation in texture is a pleasing quality belonging exclusively to high grade, full top grain leathers.

Indiana Furniture reserves the right to inspect, approve, or reject any COM/COL upholstery. Once approved, Indiana Furniture cannot assume responsibility for the durability or tailoring quality of COM/COL material.

COM/COL Ordering Instructions:


1. Include a 6" sample of the upholstery stapled to the order indicating which side is to be exposed.
2. If COM has a pattern or stripe, indicate whether to apply vertically or horizontally. All stripes will be applied vertically unless specified otherwise.
3. Specify the upholstery supplier's name, upholstery pattern, pattern color, and pattern number.

For TB 117-2013, the upholstery materials in this product (check one):

_____ contain added flame retardant chemicals

_____ contain NO added flame retardant chemicals


TOP



6" x 6"
Sample



TOP



NOTE IMPORTANT REQUIRED INSTRUCTIONS:

Attach sample showing exposed side and mark direction upholstery is to be applied.

Form & Upholstery Swatch should be sent to:

Indiana Furniture
Attn Customer Service
1224 Mill Street
Jasper, IN 47546

Checklist

Have you completed the following requirements?

- 1) Attached Sample
- 2) Marked Direction
- 3) Verified Yardage with Indiana Furniture
- 4) Have upholstery tagged with your company name
- 5) Have upholstery tagged with your purchase order #
- 6) Have your vendor list their name, pattern, color and yardage on the packing list

COM/COL should be sent to:

Indiana Furniture
1224 Mill Street
Jasper, IN 47546

A Packing Slip Must Be Included

Do Not Order Upholstery Until Indiana Furniture Has Calculated Yardage

Pattern Name	Price Grade	Pattern Name	Price Grade
A New Twist	5	Miragi - O	8
April	9	Mock Croc	6
Baby Bear	6	Mooskin	9
Bacci	7	Morph	7
Baltic- O	8	My Way	8
Beach Blanket	7	Nightingale	6
Big Bang	5	Not-A-Hide	5
Bonnie	5	Pacific-O	8
Bronte	7	Palms	7
Buckaroo	9	Parley	4
Bull's Eye	9	Party Boat	8
Bye Bye Birdie	6	Patina Glaze	5
Calf Crazy	9	Persuasion	4
Canyon	4	Phantasea	9
Capri	6	Phoenix	4
Catwalk	10	Plastic Basket	5
Cheap Seats	6	Renna	7
Chimera	7	Ripple in Time	6
Copy Cow	5	Ritzi	5
Cornered	7	Roseus Regatta	10
Cowtown	6	Shagreen	5
Crosshatch	5	Shiki Silk	5
Cuddle	7	Shiny Hide	9
Dash of Color	6	Silicone Grid	9
Dazzler	8	Silicone Mountain	9
E-Scape	8	Silicone Prime	8
Extra Celestial	7	Silicone Slopes	9
Fionna	5	Simply Hyde	6
Focus	8	Sistine	6
Fulton	4	Sky Writing	6
Gelato	7	Sleek	7
Glaze	5	Space Cow	6
Grit	7	Splash	6
Haywire	8	Spree	8
Hemingway	7	Sticks and Strings	6
Hemp Canvas	6	Stitch In Time	7
Highland	6	Stripes	8
Hitch	5	Tartan	8
Hula Hoop	6	Tas	9
Huxley	7	Taurus	9
Impulse	9	Technohound	5
Jigsaw	6	The Keys	6
Kapow	5	Tolstoy	7
Kazam	5	Top Coats	7
Kri	8	Travel Roadies	5
La Piazza	7	Tumbleweed	6
Lafayette	5	Twinkle Sky	7
Lamb of Luxury	9	Twinkle Tapestry	7
Limerick	9	Udderly Perfected	8
Lucid Lines	8	Ultra Air	8
Lumber Jack	9	Undercover	6
Lumber Jane	9	Uptick	7
Luzon	8	Varick	4
Mammoth Deception	8	Vintage Glaze	6
Mesa	7	Watermarks	5
Metal Mesh	9	Westerly	7
Metro	7	Western Willie	6
Mindbender	7	Wishes	5
Minotaurus	9	Wow	5
		Zyon	6

Indiana Furniture strives to make as many upholsteries available as possible. However, it is not practical for us to test every offering on every chair as it is made available. If you have any concerns about our ability to upholster your selection on a particular frame please contact us and we will be glad to order a memo sample from this supplier for testing. Call Customer Service at 800.422.5727.

For Anzea Samples Call 817-336-2310 or Visit www.anzea.com

Pattern Name	Price Grade	Pattern Name	Price Grade	Pattern Name	Price Grade	Pattern Name	Price Grade
Aberdeen	7	Francesca Wool 2	9	Patina	7	Tritik	8
Ambiance	5	Gamma	5	Paxton	7	Typography	8
Angle	6	Gardenia	6	Perspective	7	Vanderbilt	6
Apex	7	Gatsby	5	Pinnacle	5	Vault	7
Apollo	6	Gem	6	Pixel	6	Velocity	7
Arabesque	7	Geostitch	8	Polished	6	Venture	8
Arashi	8	Glam	6	Pound	8	Victoria	7
Around	7	Glinda	8	Quest	8	Vivo	7
Astor	6	Glo	6	Radius	7	Volt	9
Athena	7	Great Wall	7	Raya	7	Wanderer	9
Atmosphere	3	Grid	7	Reality Check	7	Watson	4
Atomic	8	Hanji	7	Rio	6	Welsh Check	8
Aura	4	Harlequin	7	Rodeo	4	Windlass	8
Axis	7	High Rise	7	Rodeo 2	4	X Pattern	9
Bali	9	Highlands	8	Roundabout	6	York Plaid	8
Block Petal	7	Hush	6	Samsara	5	Zip	9
Boardwalk	5	I Pattern	8	Sanganeri	7		
Bocce	7	Illusion 2	4	Santa Fe	7		
Brayer	8	Infrastructure	9	Santorini	8		
Bronco	6	Insight	3	Saxon	7		
Burkina	7	Intaglio	6	Sea Willow	7		
Cadence	7	Intaglio	6	Sector	7		
Calais Stripe	7	Interstate	6	Sedona	5		
Caress	8	Iona	5	Seville	7		
Carnival	6	Isabella	5	Sherlock	5		
Cavo	8	Itajima	8	Sherlock 2	5		
Centring Stripe	7	Journey	7	Shimmer	5		
Ceramica	7	Kaolin	6	Shimmer 2	5		
Channel	6	Katano	7	Silverado	5		
Chroma	6	Key	7	Silverado 2	5		
Cirque	8	Kuba	7	Skye	7		
Coastline	6	Kumo	8	Soho	5		
Column	6	Legend	7	Solar	3		
Compass	8	Linea	7	Solitude	7		
Connect	9	Loara	8	Sonata Stripe	7		
Contour	5	Lore	7	Sonic	7		
Cosmos	6	Lunette	8	Spectrum	5		
Crescendo	7	Luxe	7	Sphere	9		
Crystal	6	Lyre	6	Spin	7		
Dakota	5	Lytic	7	Spirit	5		
Daytona	7	Majorca	8	Square One	8		
Delphi	5	Marquee	7	Staccato	8		
Drifter	5	Mason	7	Stallion	4		
Dynasty	6	Mason Stripe	7	Strata	5		
Eden	7	Meadow	7	Streamline	5		
Elementary	8	Montage	7	Sukhala	7		
Elevando	7	Moom Beam 2	7	Summit	4		
Embrace	5	Morgan	6	Sundial	7		
Emerson	4	Morocco	7	Sync	6		
Empress	5	Nahouri	7	Tailored	6		
Encore	5	Network	9	Talavera	9		
Engrave	6	Oculus	6	Tally	5		
Equinox	5	Odyessy	7	Tectonic	5		
Etch	6	Ombre Petal	8	The Plaid	9		
Evolution	8	Omega	6	Tick-Tock	7		
Fiji	6	Orinoco	5	Tiebele	7		
Flora	4	Palatine 2	6	Tilde	9		
Fragment	8	Paragon	8	Transform	3		
Francesca Wool	9	Parentheses	9	Traverse	7		

Indiana Furniture strives to make as many upholsteries available as possible. However, it is not practical for us to test every offering on every chair as it is made available. If you have any concerns about our ability to upholster your selection on a particular frame please contact us and we will be glad to order a memo sample from this supplier for testing. Call Customer Service at 800.422.5727.

For Arc Com Memo Samples Call: 800-223-5466 or Visit arc-com.com

Pattern Name	Price Grade	Pattern Name	Price Grade	Pattern Name	Price Grade	Pattern Name	Price Grade
45 RPM.....	5	Buccaneer	7	Crossover.....	5	Flights of Fancy.....	7
57 Chevron.....	7	Buenos Aires	6	Cruise.....	8	Flourish	8
78 RPM.....	5	Burlington	6	Cupertino	9	Flow	5
Abbey Road.....	6	Cabin	8	Cupid	5	Flower Market.....	7
Adare Manor.....	5	Cadillac	6	Cutting Edge.....	8	Foiled.....	6
Adlon.....	9	Calabaras	6	Dakar	5	Folio	5
Affinity	7	Calf.....	9	Dakota.....	6	Follow the Leader.....	6
Aficionado.....	7	Calyx.....	8	Danbury.....	4	Fridays.....	6
Allure	7	Cambric	6	Dance Line	7	Friendship	6
Amagansett.....	8	Cancan	7	Dance Party.....	6	Fronde.....	8
Amenity	5	Cane.....	7	Dante	8	Front Desk.....	6
Americas Cup.....	6	Cape Town	6	Dapple.....	8	Furstenberg.....	4
Andromeda.....	7	Caracas	7	Dash.....	5	Gaia	6
Anemone.....	7	Carat	7	Daydream.....	5	Gala.....	6
Animal	6	Carrel	7	Debonair.....	4	Galleon.....	6
Annual	8	Casco	8	Debutante	7	Ganesha.....	9
Antico.....	8	Catch Me If You Can.....	7	Deco District.....	8	Gate House	5
Aperture	5	Catty Corner.....	5	Digital.....	8	Gecko	9
Aphrodisiac.....	6	Catwalk	6	District.....	4	Gemma.....	6
Array	8	Cavern Club	6	Division	8	Getaway.....	8
Artesima	9	Cetus.....	7	Draper	6	Gia	8
Astronomy	7	Chain Link	6	Drizzle	5	Gilded Age.....	9
Aura	6	Chaise.....	6	Dublin.....	4	Glint	6
Autobahn	5	Chambray.....	8	Dumbo	4	Glissette.....	6
Aventura	7	Chamomile.....	6	Duomo	7	Glitz.....	6
B and B	6	Champagne.....	7	Duotone.....	8	Good Day Sunshine.....	7
Badlands.....	6	Charleston.....	6	Dupioni.....	5	Grasscloth	4
Bal Harbour	7	Charlotte.....	5	Ease.....	6	Great Dane.....	7
Balance	9	Charted	9	Echelon	7	Great Pretender.....	5
Balcony	7	Charted Reverse.....	9	Edge.....	6	Greenwich.....	6
Bamboozled	6	Chauffeur.....	5	Editor.....	9	Grenelle.....	8
Bargello.....	8	Chenille Waistcoat.....	5	Edwardian	7	Griffin.....	6
Barnard.....	8	Chronicle	8	Elegant.....	4	Haberddasher.....	5
Bauble	7	Cirque	6	Element.....	6	Hampstead	5
Baxter.....	5	Cirrus	7	Elite.....	7	Happy	9
Bayside	8	Classic	9	Emergent.....	8	Harbor Lights	5
Beachcomb.....	7	Clipper.....	7	Enamored.....	5	Harmony.....	7
Bedrock.....	6	Cloud Nine.....	5	English Leather.....	6	Hashtag.....	7
Beehive.....	5	Clydesdale.....	4	English Suede	6	Haute Seat	9
Ben Day	5	Coalesce	8	Enthusiast.....	7	Havana	8
Bergerac	7	Coconut Grove.....	8	Epingle.....	5	Healthy.....	9
Berkshire	6	Coexist	8	Equestrian	7	Heritage.....	6
Bermuda.....	7	Collins Ave	8	Equus.....	5	Hgi Reed.....	4
Biarritz.....	6	Community	8	Escapade.....	4	High Noon.....	5
Big Bird.....	6	Connect	9	Estoile.....	7	Highway	6
Big Game.....	6	Connery	5	Evolution	5	Himalayan	8
Billow.....	8	Cool Comfort.....	6	Excursion.....	8	Hint.....	5
Boardwalk	8	Coral Gables	8	Fabiana	6	Hit Parade	6
Bobbin.....	4	Corddry	6	Fairground	6	Hive	8
Boheme	5	Corinthian.....	6	Fashionista.....	6	Holmes.....	8
Boston	6	Couture	6	Fibonacci.....	8	Holstein.....	5
Boucle	7	Cowboy.....	5	Filly.....	6	Holyoke.....	8
Boudoir	6	Cozy	6	Financier	5	Homespun.....	6
Brick and Mortar	5	Craft	7	Fine Gauge.....	8	Hook	4
Brigantine.....	7	Crazy Horse	5	First Class.....	7	How Dashing	6
Britannia	6	Crepon.....	5	Fit	6	Hurlingham	4
Brompton.....	5	Crescendo	7	Flagship.....	5	Hush.....	4
Bryn Mawr.....	8	Crew	6	Flannela	8	Hyde.....	7

Architex continues on next page.

Indiana Furniture strives to make as many upholsteries available as possible. However, it is not practical for us to test every offering on every chair as it is made available. If you have any concerns about our ability to upholster your selection on a particular frame please contact us and we will be glad to order a memo sample from this supplier for testing. Call Customer Service at 800.422.5727.

For Architex Samples Call 800.621.0827 or Visit www.architex-ljh.com

Pattern Name	Price Grade	Pattern Name	Price Grade	Pattern Name	Price Grade	Pattern Name	Price Grade
Icon	8	Meadow	6	Pisa	8	Pureshimmer	7
Ingenious	8	Membership	6	Piscina	5	Puretwill	7
Inline	6	Merchant	6	Pisco	4	Purevelour	5
Inner Circle	9	Meridian	7	Pivot	7	Purevelvet	6
Insideout	9	Merrill	7	Pixel	5	Purevogue	7
Inspire	8	Metallurgic	6	Plaid All Over	6	Pureweave	7
Interlock	7	Mid Century	7	Plaited	6	Purewicker	6
Intersect	6	Midday	7	Platform	5	Qbert	6
Intricato	7	Midlands	6	Plenty	3	Quarry	6
Irresistible	9	Midtown	5	Plunge	8	Quilt	6
Irving	4	Milano	7	Poise	4	Rainbow	7
Isla	7	Mineral	7	Pollux	7	Razzle Dazzle	4
Isle	8	Mingle	5	Poplin	4	Rebel	6
Jackpot	6	Missing Link	8	Port Of Call	8	Reed	4
James Dean	6	Missonly	5	Porter	8	Reef	7
Jasper	4	Moda	6	Positano	8	Reel Leather	8
Javelin	5	Mon Petit	3	Posy	8	Reign	7
Jump For Joy	7	Monarchy	6	Preppy Handbook	5	Relax	4
Just Dandy	5	Monolith	6	Prescription	6	Resort	8
Kainai	5	Montauk	8	Presence	8	Revel	6
Kent	8	Montmartre	7	Prestige	4	Revival	6
Kettering	8	Mount McKinley	6	Pretty	6	Ring Toss	6
Kindred	8	Moxie	7	Printemps	8	Riva	8
Kismet	6	Mr Eddie	8	Privateer	9	Rocky Mountain	6
Knowledge	8	Muslin	4	Progress	8	Roman	6
Koi Lily	7	Mustang	4	Propel	5	Room Service	4
Laceum	9	Nakoda	5	Pumice	6	Rose Hill	5
Lake Como	6	Nest	8	Purcell	8	Royale	6
Lakota	5	New Deal	6	Pureachic	6	Rugged	7
Lavish	5	No Strings Attached	6	Pureapex	7	Ryder	6
Leatheretta	6	Noble	7	Pureasana	6	Sag Harbor	8
Leatherly	9	Nourish	4	Purebotanica	7	Salt Spring	7
Legacy	5	Ocean Drive	8	Purebrindle	6	Sandbox	6
Legend	6	Officine	7	Purechallis	7	Sandwashed	6
Leisure	6	Orchestra	8	Purechenille	6	Savant	5
Lennon	8	Organza	6	Purechic	6	Schooner	7
Line Drive	6	Orion	7	Purecoco	6	Science	7
Linea	6	Otto	8	Purecorduroy	7	Scottie	6
Lodge	5	Outfit	5	Purecurlicue	6	Scottsdale	6
Logoro	8	Pagoda	6	Puredeco	7	Seabed	8
Lombard	6	Palo Alto	9	Purefelt	6	Seamstress	5
Long Play	6	Paola	6	Purefleece	6	Seaside	6
Loom	4	Paragon	7	Pureflow	6	Seine	5
Loose Ends	7	Paramour	7	Pureglint	6	Serena	5
Luca	5	Particle	6	Puregratitude	6	Set Sail	5
Lucy In The Sky	7	Patent	7	Pureherringbone	7	Shabby and Chic	6
Lusso	7	Pathway	8	Purehopsack	6	Sharkskin	6
Luster	5	Pearlescent	8	Purekimbo	7	Shetland	6
Mademoiselle	6	Pelle	9	Purelinen	6	Shetland UB	6
Madore	7	Pendlesome	7	Puremeditation	6	Shilling	6
Mahony	8	Peony	7	Puremindfulness	6	Shine	5
Manifest	9	Percheron	3	Puremod	7	Shoreline	8
Mantle	6	Pergola	6	Puremontrose	7	Shower	8
Manzanita	9	Perlato	6	Purenubuck	6	Shuttle	4
Marais	7	Piet	7	Purepanama	7	Sightsee	4
Marcona	4	Pinkerton	6	Purepeace	6	Silicone Swayed	8
Marquiesette	6	Pinna	9	Pureplait	6	Silicone Tussah	8
McQueen	6	Pipeline	6	Purepoint	6	Skyway	6

Architex continues on next page.

Indiana Furniture strives to make as many upholsteries available as possible. However, it is not practical for us to test every offering on every chair as it is made available. If you have any concerns about our ability to upholster your selection on a particular frame please contact us and we will be glad to order a memo sample from this supplier for testing. Call Customer Service at 800.422.5727.

For Architex Samples Call 800.621.0827 or Visit www.architex-ljh.com

Pattern Name	Price Grade	Pattern Name	Price Grade
Slow Dance.....	6	Turnabout.....	6
Soft Spot.....	6	Turtle Bay.....	5
Sojourn.....	5	Tussar.....	8
Soothe.....	9	Tweed.....	4
Sound Bite.....	8	Tweedledee.....	6
Space Oddity.....	7	Tweedsmuir.....	6
Spectacle.....	6	Twinkle.....	6
Spencer.....	10	Tycoon.....	5
Spoonful.....	6	Ultrachevron.....	7
Sport Jacket.....	4	Ultracrush.....	7
Spotlight.....	6	Ultraflannel.....	7
Spree.....	6	Ultraluscious.....	7
St Barts.....	5	Ultraposh.....	7
Stage Bill.....	5	Unwind.....	4
Stage Coach.....	5	Urban.....	6
Stagecoach.....	5	Vache.....	9
Starboard.....	8	Valencia.....	8
Static.....	5	Valloires.....	8
Steed.....	6	Vanish.....	7
Straight Talk.....	8	Vassar.....	8
Straight Up.....	6	Vaulted.....	6
Stuyvesant.....	4	Veloce.....	8
Stylist.....	5	Venue.....	5
Subculture.....	5	Verve.....	6
Submariner.....	8	Vitality.....	6
Sullivan.....	8	Wade.....	7
Sultan.....	5	Waistcoat.....	5
Sun Kissed.....	8	Wardrobe.....	5
Sunnyvale.....	9	Wellesley.....	8
Surface.....	7	What The Fray.....	5
Suri.....	5	Whitehall.....	6
Swerve.....	5	Wind Wave.....	8
Sybarite.....	7	Wish.....	7
Sylk.....	8	Wisteria.....	7
Tailor Made.....	5	Wormwood.....	6
Takes Two To Tangle.....	5	Worsted.....	6
Tampa Bay.....	5	Yavapai.....	9
Tattered Tale.....	6	Yorkville.....	5
Tattered Tale UB.....	6	Your Bird Can Sing.....	7
Tech Tweed.....	6	Zenith.....	7
Telegraph.....	5		
Templeton.....	5		
Tendrill.....	7		
Terra.....	8		
Tessellation.....	8		
Textura.....	5		
Theatre District.....	5		
Theorem.....	6		
Thoroughbred.....	3		
Thrive.....	7		
Tinseltown.....	5		
Tonic.....	5		
Topsy Turvy.....	7		
Toronto.....	6		
Toulouse.....	6		
Trapunto.....	8		
Treble.....	6		
Tribeca.....	5		
Trident.....	4		
Triumph.....	7		

Indiana Furniture strives to make as many upholsteries available as possible. However, it is not practical for us to test every offering on every chair as it is made available. If you have any concerns about our ability to upholster your selection on a particular frame please contact us and we will be glad to order a memo sample from this supplier for testing. Call Customer Service at 800.422.5727.

For Architex Samples Call 800.621.0827 or Visit www.architex-ljh.com

Pattern Name	Price Grade
24/7 Flax	6
Aquarius	5
Blazer.....	6
Blazer Lite	5
Carlow	2
Craggan Flax.....	7
Era	3
Era 66	4
Gravity.....	3
Halcyon - Aspen.....	6
Halcyon - Blossom.....	6
Halcyon - Cedar.....	6
Hemp.....	7
Kork.....	8
Kyoto	5
Lucia	4
Main Line Flax.....	6
Main Line Twist.....	6
Manhattan	3
Nexus.....	4
Oceanic.....	5
Port	4
Quest.....	4
Regent.....	6
Rivet.....	4
Silk.....	7
Sonus.....	4
Sprint.....	4
Sumi.....	5
Synergy.....	6
Synergy 66.....	6
Synergy Quilt Channel	7
Synergy Quilt Chevron.....	7
Synergy Quilt Hourglass.....	7
Touch.....	5
Track	7
Yoredale.....	7

Indiana Furniture strives to make as many upholsteries available as possible. However, it is not practical for us to test every offering on every chair as it is made available. If you have any concerns about our ability to upholster your selection on a particular frame please contact us and we will be glad to order a memo sample from this supplier for testing. Call Customer Service at 800.422.5727.

For Camira Samples Call 616.288.0655 or Visit www.camirafabrics.com

Pattern Name	Price Grade	Pattern Name	Price Grade	Pattern Name	Price Grade
Acapella	7	Instinct	6	Tartan Print	8
Ace	8	Jigsaw	7	Theory	4
Alex	9	Junction	6	Tilt	8
Allure	5	Keystone	7	Touch	5
Amplify	6	Kid	7	Triad	8
Anagram	9	Labyrinth	8	Triad Stripe	8
Avenue	8	Lexicon	8	Triathlon	8
Axiom	9	Low Line	8	Ultra	7
Basket	8	Lush	6	Vector	6
Beam	9	Maxim	6	Zest	8
Bedrock	5	Maxwell Print	8		
Bespoke	5	Maxwell Street	9		
Bewitch	6	Maze	8		
Bijoux	8	Maze Print	8		
Boggle	7	Melody	7		
Boomerang	9	Meraki Stripe	7		
Boomerang Print	8	Merge	7		
Boulevard	8	Mineral	5		
Brick Lane	7	Moto	8		
Brimfield	8	Odyssey	5		
Brushstroke	7	Orenda Plaid	9		
Buff	7	Origin	7		
Camden	8	Outline	8		
Choreography	8	Panorama	8		
Chroma	9	Parade	8		
Collage	9	Paramour	6		
Color Riot	8	Perspective	8		
Colorado	7	Petal	8		
Constant	5	Pigment	5		
Countryside	7	Pike Print	8		
Covet	4	Pinwheel	9		
Cross Stitch	9	Primary	4		
Dapple	8	Prime	5		
Dotty	10	Prismatic	8		
Dotty Print	8	Puzzle	9		
Dune	8	Quartz	7		
Echo	7	Relay	10		
Elite	4	Reverb	8		
Emblem	8	Reverie	5		
Encircle	7	Revolve	8		
Entwine	7	Revolve Print	8		
Equinox	7	Rhythm	10		
Escapade	6	Rise	5		
Fine Line	8	Roxy	6		
Fizzy	8	Sanibel	7		
Folklore	8	Savile	7		
Formation	7	Scholar	6		
Framework	7	Semblance	6		
Fusion	7	Shoreline	8		
Gumption	6	Siltech Grain	7		
Hide	6	Siltech Press	8		
High Line	8	Soiree Print	8		
Hinge	7	Solstice	7		
Hive	9	Sonata	5		
Honeycomb	8	Sonnet	7		
Hue	8	Sprint	8		
Impress Under 100 Yards	5	Sumi	9		
Improv	8	Tandem	8		
Index	4	Tartan	7		

Indiana Furniture strives to make as many upholsteries available as possible. However, it is not practical for us to test every offering on every chair as it is made available. If you have any concerns about our ability to upholster your selection on a particular frame please contact us and we will be glad to order a memo sample from this supplier for testing. Call Customer Service at 800.422.5727.

For Carnegie Samples Call 800.727.6770 or Visit www.carnegiefabrics.com

Pattern Name	Price Grade	Pattern Name	Price Grade	Pattern Name	Price Grade
Aberdeen.....	6	Jubilee.....	7	Topo.....	7
Affinity.....	7	Latitude.....	5	Trapeze.....	5
Alter.....	7	Linen.....	8	Trek.....	5
Andes.....	6	Liquid Leather.....	5	Tribeca.....	5
Apex.....	7	Loop.....	6	Triumph.....	7
Arc.....	8	Lorie.....	5	Trove.....	5
Argon.....	4	Lumiere.....	6	Twist.....	7
Arion Stripes.....	7	Luxe.....	8	Valiant.....	7
Ascend.....	5	Lyon.....	4	Vector.....	7
Ascot.....	7	Majestic.....	5	Verdant.....	5
Asteria.....	7	Manta.....	8	Versa.....	7
Bliss.....	5	Marble.....	8	Verve.....	8
Blocks.....	8	Maxim.....	6	Vibrato.....	5
Bloom.....	7	Meru.....	4	Viper.....	5
Bonita.....	5	Monaco.....	5	Vita.....	5
Brilliant.....	8	Moonlets.....	7	Voltage.....	6
Bristol.....	5	Morse Code.....	7	Voyager.....	5
Cambridge.....	5	Napoli.....	6	Wander.....	7
Canyon.....	3	Nappa.....	8	Warp.....	7
Carthage.....	4	Natuur.....	6	Wayfarer.....	7
Castle.....	4	Nuance.....	5	Weathered Metal.....	5
Chakra.....	7	Oasis.....	5		
Chester.....	6	Odyssey.....	8		
Connection.....	7	Onward.....	7		
Contour.....	8	Orb.....	7		
Core.....	5	Ostro.....	5		
Crosscut.....	7	Parallel.....	7		
Crushed.....	6	Pascal.....	7		
Cubist.....	7	Pebbled.....	7		
Dakar.....	5	Perret.....	5		
Dalliance.....	7	Piazza.....	7		
Deco.....	8	Pixel.....	5		
Delirium.....	7	Plume.....	7		
Divergent.....	7	Regent.....	5		
Dresden.....	6	Rendezvous.....	7		
Drive.....	8	Revive.....	7		
Dublin.....	6	Ripple.....	5		
Dynasty.....	8	Rise.....	4		
Ebb N Flow.....	7	Riva.....	6		
Eclat.....	5	Rustique.....	5		
Embark.....	4	Sanctuary.....	5		
Emu.....	5	Sarto.....	4		
Essential.....	5	Savile Row.....	7		
Flare.....	4	Scatter.....	7		
Flash.....	5	Scoria.....	7		
Flow.....	5	Scotia.....	6		
Flux.....	7	Sebago.....	5		
Gilded II.....	5	Serene.....	7		
Granite.....	7	Serpent.....	5		
Granular.....	5	Sirocco.....	5		
Grove.....	6	Skye.....	4		
Guardian.....	5	Soave.....	4		
Heritage.....	5	Solitaire.....	7		
Highlands.....	7	Speckle.....	6		
Inception.....	4	Spectra.....	6		
Interlock.....	7	Terra.....	6		
Isle.....	5	Terrain.....	5		
Jasper.....	5	Thalia.....	5		
Journey.....	7	Thera.....	5		

Indiana Furniture strives to make as many upholsteries available as possible. However, it is not practical for us to test every offering on every chair as it is made available. If you have any concerns about our ability to upholster your selection on a particular frame please contact us and we will be glad to order a memo sample from this supplier for testing. Call Customer Service at 800.422.5727.

For Concertex Samples Call 201.784.8370 or Visit www.concertexfabrics.com

Pattern Name	Price Grade	Pattern Name	Price Grade	Pattern Name	Price Grade	Pattern Name	Price Grade
Adler	5	Geometric II	10	Net	8	Terra	6
Alcazar	5	Glamp	10	Nook	5	Tilt	8
Alphabet	5	Gleam	7	Opulent	5	Tiny Boucle	7
Angle	8	Glimmer	6	Overtone	3	Tiny Herringbone	7
Annex	5	Gridley	4	Particle	8	Tramway	8
Appleseed	7	Halyard	9	Pause	6	Treeline	8
Arne	5	Handsome Plaid	9	Pave	6	Trim	8
Aspect	4	Hashtag	5	Pennant	9	Trouville	8
Atria	7	Hatchmark	9	Pennant Celliant	10	Trove	5
Barcelona Crypton	5	Heather	8	Phenomena	7	Tweed Multi	5
Bark Cloth	7	Helsinki Crypton	5	Picnic	9	Ulster	3
Beguiled By The Wild	7	Hem Stitch	6	Pika	5	Ulster Upholstery	4
Big Dot	7	Hillside	7	Pinball	8	Union Cloth	6
Big Texture	7	Hint	7	Pinpoint	8	Velvet Corduroy	9
Billiard Cloth	6	Holmes	8	Pivot	6	Vero	6
Birdseye	4	Hyde	4	Pixel	8	Vine	7
Bitdrift	8	Hyphen	6	Pixel Cloud	8	W	6
Bixby Macro	8	Imprint	8	Plaid	8	Wend	5
Bixby Micro	8	Ink	8	Plexus	10	Whim	6
Bloomer	8	Interlock	7	Plus	8	Wildflower	9
Boucle	7	Interlude	7	Plush Grid	7	Willis	9
Boucle Melange	8	Interplay	8	Prime	4	Windowpane Crypton	6
Brushed Flannel	4	Iota	5	Queue	8	Woolish	4
Building Blocks	7	Jacquard I	8	Raia	8	Wrap	7
Burrard	9	Jacquard II	9	Rainwater	8		
Burrard Ground Cloth	7	Jaunt	8	Rein	4		
Carom	8	Josef	7	Reppweave	5		
Chamonix Crypton	5	Jumper	8	Rider	6		
Chenille Chevron	8	Kami	8	Rise	5		
Chunky Tweed	8	Keen	6	Rocket	4		
Circle Jacquard	9	Kin	5	Rodenbach	10		
Clad Celliant	5	Kindred	6	Rotary	8		
Cloud Velvet	5	Kith	5	Sail	8		
Code	6	Lake Placid Crypton	5	Samba	9		
Concentric	9	Lambert	9	Sapporo Crypton	5		
Corded	8	Lattice	8	Score	8		
Course	8	Layer	6	Senecal	3		
CrissCross	8	Leap	6	Shortcut	7		
Crossweave	5	Line Up	6	Sidetrack	5		
Crosswind	6	Line Variations	8	Silicone Element	7		
Cube Geo	8	Linen Like	6	Silicone Element Celliant	9		
Cubitt	8	Linnen	6	Silicone Lane	8		
Current	6	Little Dot	7	Silicone Nappa	8		
Curve	6	Loop To Loop	8	Silicone Skyline	8		
Dapple	8	Lounge	5	Sketch	7		
Distressed Texture	7	Lumi	8	Social Dance	8		
Double Weave	8	Luster	7	Sorano	5		
Draft	7	Mackintosh	5	Spandau	5		
Encircle	8	Mark	5	Speckle Boucle	7		
Everywhere Texture	6	Mateo	7	Standard	8		
Felt 2mm	9	Measure	5	Starburst	8		
Five Cities	8	Melange	5	Stitch	6		
Flow	8	Metallo	6	Stratum	8		
FOMO	6	Metta	5	Sunburst	8		
Forestbound	6	Mexico City Crypton	5	Swing	8		
Gale	6	Microgrid	6	Tack Cloth	8		
Gamut	4	Montreal Crypton	5	Tailor	8		
Gamut Celliant	5	Mountainous	9	Tangram	6		
Gather	5	Nest	7	Tap	7		

Indiana Furniture strives to make as many upholsteries available as possible. However, it is not practical for us to test every offering on every chair as it is made available. If you have any concerns about our ability to upholster your selection on a particular frame please contact us and we will be glad to order a memo sample from this supplier for testing. Call Customer Service at 800.422.5727.

For DesignTex Memo Samples Call: 800-221-1540 or Visit www.designtex.com



GUILFORD OF MAINE TEXTILES GRADING

<u>Pattern Name</u>	<u>Price Grade</u>	<u>Pattern Name</u>	<u>Price Grade</u>
Amaze (Panel).....	2	Quadrille (Panel).....	3
Anchorage	2	Rattan (Panel).....	3
Anchorage (Panel).....	2	Reason	3
Auster (Panel).....	2	Reeds (Panel).....	3
Axiom (Panel).....	2	Resolve (Panel).....	3
Bailey (Panel).....	2	Revival	4
BeeHave	2	Sand (Panel).....	3
BeeHave (Panel).....	2	Spinel (Panel).....	3
Broadcast (Panel).....	2	Sprite (Panel).....	2
Cadence	2	Staccato.....	4
Cape Cod (Panel).....	2	Stitch	2
Chase (Panel).....	2	Strata (Panel).....	2
Clarity	3	Studio 54 (Panel).....	3
Couture	2	Synopsis	2
Couture (Panel).....	2	Synopsis (Panel).....	2
Crosstown (Panel).....	2	Tempest (Panel).....	3
Dashing (Panel).....	2	Theory (Panel).....	2
Drift (Panel).....	3	To the Point	3
Dune (Panel).....	2	Tweed (Panel).....	2
Essence (Panel).....	2	Whisper (Panel).....	2
Evoke	3		
Excerpt	3		
Excerpt	3		
Felt (Panel).....	3		
Framework (Panel).....	2		
Frolic.....	2		
Groove (Panel).....	3		
Highbeams	2		
Highbeams (Panel).....	2		
Input	2		
Instant	4		
Intermix (Panel).....	2		
Intuition	3		
Intuition (Panel).....	3		
Jane	2		
Jane (Panel).....	2		
Lexicon	3		
Lido (Panel).....	2		
Marin (Panel).....	2		
Meander (Panel).....	2		
Metallation (Panel).....	2		
Metro (Panel).....	2		
Mingle (Panel).....	2		
Moguls.....	3		
Moment.....	3		
Moment.....	3		
Netiquette (Panel).....	2		
Off the Grid (Panel).....	2		
Open House	2		
Open House (Panel).....	2		
Palette	3		
Palette (Panel).....	3		
Paradise (Panel).....	2		
Pebble	2		
Phrase.....	2		
Punch Card	2		
Purpose (Panel).....	2		
Pursuit (Panel).....	2		
Quadrille	3		

Indiana Furniture strives to make as many upholsteries available as possible. However, it is not practical for us to test every offering on every chair as it is made available. If you have any concerns about our ability to upholster your selection on a particular frame please contact us and we will be glad to order a memo sample from this supplier for testing. Call Customer Service at 800.422.5727.

For Guilford of Maine Textiles Samples Call 800.544.0200 or Visit www.guilfordofmaine.com

Pattern Name	Price Grade	Pattern Name	Price Grade	Pattern Name	Price Grade	Pattern Name	Price Grade
Abacus.....	8	Dune.....	7	Mariner.....	7	Smart.....	8
Aegean.....	9	Durand.....	8	Marquee.....	10	Soiree.....	7
Alignment.....	7	Earthwork.....	9	Melange.....	10	Soliloquy.....	5
Alter Ego.....	9	Eclat Weave.....	9	Melody.....	6	Sonnet.....	5
Andissa.....	10	Entourage.....	8	Menagerie.....	9	Soon.....	10
Argyle.....	6	Entwine.....	6	Meroe.....	9	Spree.....	7
Arrondissement.....	10	Essence.....	7	Midpoint.....	8	Stacks.....	6
Atelier.....	10	Fancy Twill.....	10	Milestone.....	8	Stepping Stones.....	10
Atlas.....	8	Feeling Plaid.....	10	Mod Plaid.....	10	Striae Stripe.....	10
Attire.....	6	Ferry.....	6	Modern Tweed.....	10	Stripomania.....	5
Aurora.....	8	Fiori.....	9	Monarch.....	7	Summit.....	6
Axiom.....	7	Flower Power.....	7	Nature Walk.....	9	Sutton.....	6
Baxter.....	7	Forza.....	8	Night Life.....	9	Swank.....	10
Belize.....	8	Gala II.....	7	Off the Grid.....	8	Swing.....	9
Biota.....	9	Glider.....	9	Oh La La.....	5	Synth.....	6
Biscayne.....	10	Grande.....	8	On Point.....	7	Tabloid.....	6
Bistro.....	6	Grandview.....	8	Origins.....	8	Tempest.....	8
Block Party.....	5	Greenwich.....	8	Overture.....	5	Texnet.....	9
Bocce.....	6	Groovy.....	7	Palisade.....	7	Tight Rope.....	7
Boundary.....	6	Haze.....	10	Panache CR.....	9	Tilden.....	7
Brigadoon.....	5	Helios.....	5	Paradigm.....	9	Tinge.....	5
Buzz.....	8	Highland.....	9	Patchwork.....	7	Topos.....	5
Cairo.....	8	Holbrook.....	6	Pathway.....	7	Totem.....	10
Calypso.....	6	Hologram.....	10	Petal Pusher.....	6	Tower Grid.....	7
Cameo.....	9	Homage.....	8	Plaid On.....	6	Trophy.....	5
Cavalier.....	10	Hourglass.....	5	Plaidtastic.....	8	Twist Tie.....	10
Chain Link.....	7	Hudson.....	8	Ponder.....	4	Ultrasuede®.....	10
Chameleon.....	6	Ikat Square.....	9	Prairie.....	5	Uni-Form.....	5
Chance.....	5	Ikat Stripe.....	8	Premier.....	8	Utmost II.....	8
Charm.....	8	Imprint.....	9	Prep.....	7	Utopia.....	6
Chronicle.....	8	In Stitches.....	10	Prestini.....	6	Vast.....	5
Circa.....	9	Infinite.....	4	Presto.....	5	Vatera.....	8
Circle Point.....	7	Instinct.....	6	Prim.....	6	Venue.....	5
Classic Boucle.....	9	Island.....	8	Puff.....	5	Versa.....	6
Cleo.....	8	It's Complicated.....	9	Pullman.....	7	Vert.....	9
Close Knit.....	8	Journey.....	6	Quark.....	10	Vibe II.....	6
Code.....	7	Juno.....	9	Radiance.....	8	Vice Versa.....	8
Color Collage.....	10	Kabuki.....	8	Ransom.....	7	Vinyl.....	7
Color Field.....	6	Kampala.....	10	Rebel.....	8	Westwood.....	6
Common Ground.....	8	Katazome.....	9	Retreat.....	7	Whip.....	8
Commuter Cloth.....	5	Kaya CR.....	7	Rivers.....	9	Wild Thing.....	5
Coterie.....	9	Keaton.....	6	Roam.....	7	Wit.....	7
Cotton Duck.....	4	Kimono.....	10	Roundtrip.....	8	Woodland II.....	8
Cozy Cord.....	5	Kingston.....	10	Rush Hour.....	6	Wow Factor.....	7
Cross Tech.....	4	Knoll Felt.....	7	Sahara ND.....	8	Yeni.....	6
Crossroad.....	5	Knoll Hopsack.....	6	Sashiko.....	8	Zari CR.....	10
Dapper.....	10	Lagos.....	8	Sequin CR.....	8	Zen Wave.....	7
Day Tripper.....	6	Liberty.....	10	Seurat.....	8	Zoom.....	10
Delite.....	4	Little Devil.....	6	Shadow Play.....	5		
Demure.....	10	Looped In.....	9	Sherman.....	10		
Diva.....	6	Lore CR.....	8	Shima.....	10		
Dottie.....	5	Ludlow.....	6	Sideline.....	9		
Double Agent.....	9	Magnolia.....	7	Sinclair.....	8		

Indiana Furniture strives to make as many upholsteries available as possible. However, it is not practical for us to test every offering on every chair as it is made available. If you have any concerns about our ability to upholster your selection on a particular frame please contact us and we will be glad to order a memo sample from this supplier for testing. Call Customer Service at 800.422.5727.

For KnollTextiles Samples Call 866.565.5858 or Visit www.knoll.com

Pattern Name	Price Grade	Pattern Name	Price Grade	Pattern Name	Price Grade	Pattern Name	Price Grade
Abacus	8	Flint	8	Offset	9	Tempera	8
Ample	9	Flock (Panel)	5	Oxbow	9	Tempo	6
Amulet	10	Fluent Crypton	5	Pallet	9	Tracery	9
Anagram	9	Fold	8	Parallel (Panel)	6	Transmit (Panel)	4
Analog	8	Frequency	7	Pare	7	Trio	9
Apex	7	Fruit	10	Parquet	8	Trundle	6
Apt	9	Garden	10	Pepitas	9	Turret	6
Arcade	9	Gemma	8	Pepper	7	Twist	9
Article	5	Gemma Multi	8	Petra	8	Valley	7
Beck	7	Gild	7	Pick	6	Valor	10
Beryl	7	Glen	5	Pick Crypton	7	Vases	10
Bind	10	Grove	8	Pinnacle	7	Veer	6
Bluff	7	Gust	7	Pitch	7	Vineyard	10
Bond	7	Hearth	9	Plait	7	Wend	7
Boundary	7	Hewn	9	Pocket	8	Willow	7
Bright Angle	9	Houndstooth	10	Prime	8		
Bright Cube	9	Imbue	10	Prompt	6		
Bright Grid	9	Inlay	10	Province	8		
Brim	9	Instill	7	Quay	6		
Brindle	6	Jasper	7	Rail	8		
Brio	8	Keen	7	Range	8		
Buffer	7	Lariat	6	Reef	10		
Bureau	5	League	6	Regatta	9		
Campana	8	Lean	7	Relay	10		
Caper	6	Ledger	6	Rill	7		
Chalet	8	Lens	7	Roman	9		
Chasm	7	Levity	7	Roster	5		
Chime	6	Lift	9	Route	7		
Circuit	7	Limn	10	Runner	8		
Coin	6	Linden	8	Runner Standard	6		
Coin Crypton	8	Link	9	Scape	8		
Column	8	Lithe	8	Scuba	7		
Compound	7	Loop	7	Scute	7		
Conduit	6	Luce	8	Scuttle	7		
Confetti	10	Lumen (Panel)	5	Segmented Stripe	10		
Cosset	8	Lunar	6	Sendal	7		
Crew	8	Manner	5	Sequence	7		
Crisp (Panel)	5	Mantle	5	Serried	8		
Cursive	9	Mechanism	9	Shadow	7		
Cycle	7	Medium	5	Shake	9		
Darning Sampler	9	Meld	5	Sharkskin 2 (Panel)	7		
Darning Sampler Large	10	Merit	5	Shift	10		
Dingbats	10	Mesh	9	Site	7		
Distill	7	Messenger	5	Soft Tweed	10		
Drape	8	Metaphor	4	Sort	6		
Dwell	5	Method	4	Span	7		
Eave	6	Metric	5	Spare	10		
Ellipsis	7	Mexidot	9	Spiral (Panel)	5		
Elm	5	Micro	6	Splay	7		
Emit	6	Milestone	5	Stature	7		
Enmesh	7	Mister	9	Structure	5		
Entwine	9	Mode	5	Strum	7		
Equate	7	Monsoon	9	Study	9		
Etch	10	Multiply	6	Sudden	8		
Fathom	6	Murmur	5	Sundry	9		
Feature	7	Muse	4	Swathe	10		
Festoon	8	Nico	6	Switch	7		
Field (Panel)	6	Nimble	7	Tangram	10		
Firma	8	Note	6	Taper	9		

Indiana Furniture strives to make as many upholsteries available as possible. However, it is not practical for us to test every offering on every chair as it is made available. If you have any concerns about our ability to upholster your selection on a particular frame please contact us and we will be glad to order a memo sample from this supplier for testing. Call Customer Service at 800.422.5727.

For Maharam Samples Call 800.645.3943 or Visit www.maharam.com

MAYER FABRICS

MAYER FABRIC GRADING

Pattern Name	Price Grade	Pattern Name	Price Grade	Pattern Name	Price Grade	Pattern Name	Price Grade
Abbey	5	Equal (Panel)	2	Mandala	8	Silverweave	4
Acclaim	2	Essence	4	Marathon	2	Sketch	4
Acuco	7	Etch	3	Marmara	4	Slick	2
Align	3	Fanfare	7	Matka	4	Social Network	2
All Seasons	3	Fedora	2	Matter	5	Soho	5
Ankara	4	Fiji	2	Maverick	3	Soleil	7
Antique	4	Finale	5	Mayfair	5	Sophisticate	4
Apollo Silicone	7	Flair (Panel)	2	Meander	3	Spacer Mesh	3
Arabesque	2	Florentino	2	Melange (Panel)	2	Spectre (Panel)	2
Arcade	5	Form	5	Metal Strips	7	Splendor	5
Aristocrat	2	Forte	2	Micro Dot	4	Spokes	7
Balance	4	Foundation 10	2	Midway	3	Static	6
Bali	2	Fractal	6	Milagro	7	Strata (Panel)	2
Basic (Panel)	1	Fresco (Panel)	2	Milano	4	Sula	7
Batik	3	Fretwork	7	Mingle	4	Suna	7
Blueprint (Panel)	2	Function	4	Mira	4	Sutra	6
Bolero	5	Gala	4	Mode	4	Sydney	2
Boro	6	Galveston	4	Molecule	7	Tango	3
Botany	5	Gatsby	4	Moonscape	3	Terrain (Panel)	3
Boteh	8	Gem	3	Mosaic	2	Textura	7
Caressa	3	Genesis	2	Mosaic Plus Nanoguard	2	Theory 10	3
Carousel	7	Genesis Plus Nanoguard	3	Multi Crepe (Panel)	2	Time Line	2
Caspian	4	Graph (Panel)	2	Neo	5	Truss	5
Catwalk	4	Grasscloth (Panel)	2	Nexus (Panel)	3	Turnabout	3
Centric	5	Gravity	5	Niche	5	Variant 10	3
Channel	4	Gridline (Panel)	3	Nirvana	6	Vector	7
Chaps	4	Haarlem	7	Noble	3	Venetian	9
Chequers	5	Havana	3	Nomad	5	Verona	4
Cipher (Panel)	2	Haven	4	Nylon-Stat	6	Vertex	6
Circumference	4	Hexagon	4	Odessa	4	Vibrant	2
Cirque	4	Huipil	6	Optic 10	3	Viewpoint	6
Code (Panel)	2	Icon	4	Outback	3	Villa	6
Collage	7	Imprint	3	Palermo	5	Vinyl Stat - Esd	5
Comalapa	7	Infinity	6	Paragon (Panel)	3	Vogue	4
Connect	6	Interlace	4	Patio	2	Volante'	10
Contempo	4	Interlude (Panel)	2	Pebble Beach (Panel)	2	Voyager	5
Continuum 10	3	Intrigue	3	Plaza	5	Whirligig	7
Copa (Panel)	2	Jekyll & Hyde	4	Polygon	3	Whirlwind (Panel)	3
Cosmopolitan	5	Jitterbug	3	Positive Thoughts	6	Wilson	6
Crazy Quilt	7	Jive	3	Prism 10	3	Wool Boucle	8
Cross Check	2	Journey	2	Puno	6	Xanadu	6
Cuddle Up	5	Kantha	7	Quattro	2	Zazen	6
Curlicue	4	Kensington	4	Ranchero	2	Zen	6
Dande	4	Key Largo	3	Reflector	7	Zest (Panel)	2
Darning	7	Labyrinth	7	Refuge	6	Zip	3
Debonair	5	Landscape	5	Relativity	6		
Destiny	2	Latitude	4	Reverb	3		
Destiny Plus Nanoguard	2	Lavish	5	Rumba	2		
Disco	2	Legacy	4	Samba	3		
Discovery	5	Links	4	Saori	7		
Durango	3	London	5	Score	5		
Duraweave 10	2	Longhorn	5	Scout	4		
Echo	4	Longitude	4	Sequel	3		
Editor	5	Loop	4	Sequel Plus Nanoguard	4		
Elevation	4	Lotus	7	Shantung	3		
Engrave	3	Luminary (Panel)	2	Shift	5		
Ephesus	6	Malibu	4	Signs	8		

Indiana Furniture strives to make as many upholsteries available as possible. However, it is not practical for us to test every offering on every chair as it is made available. If you have any concerns about our ability to upholster your selection on a particular frame please contact us and we will be glad to order a memo sample from this supplier for testing. Call Customer Service at 800.422.5727.

For Mayer Samples Call 800.428.4415 or Visit www.mayerfabrics.com

Pattern Name	Price Grade	Pattern Name	Price Grade	Pattern Name	Price Grade	Pattern Name	Price Grade
3D Grid3D Grid	9	Climb	8	Fling 497	7	Kinney	5
Ace	4	Clip 544	9	Float	4	Kit	6
Acoustic	7	Coffee Berry II 480	7	Flock	4	Knack	4
Acrobat	6	Collect	6	Flow	7	Landmark 503	8
Agora II	5	Color Works 543	10	Flux	8	Landscape 472	9
Aldo	9	Colorwheel	7	Focal	5	Lapland 531	10
Alhambra 401	8	Confetti 450	8	Fold	9	Lasanna CV	5
Allover 372	8	Cotton CV	6	Follow CV	6	Lasso CV	6
Almanac	8	Cover Cloth	3	Foray	6	Lateral	6
Amenity II	7	Cozy 456	9	Foundation	7	Layers 408	9
Amuse	5	Croquet	8	Fragments 540	8	Leafdot CV	6
Analog	8	Crossing Colors	9	Free	5	Ledge	5
Anthology CV	5	Crossing Lines 407	8	Frida CV	6	Lella	8
Anywhere 371	8	Crosswise	6	Fuse	4	Leno	8
April	6	Cube	7	Geo	8	Lens	4
Aquavit 536	9	Culture	6	Glide	6	Level	7
Archer	8	Current	4	Glint (Panel)	3	Light 522	8
Archipelago 537	10	Curtain Call (Panel)	3	Gradient 492	8	Lina	9
Ascend	6	Cutout	9	Graph	2	Linen CV	5
Audubon	8	Cycle	6	Grid	4	Lines ON Stripes 490	8
Bandwidth II	7	Dart	4	Groove 409	7	Lineup	4
Bangle	3	Dash	7	Groove Epu	5	Linguine II 484	7
Banter	8	Dayspell	7	Guideline	7	Lloyd	9
Beachcomber II 482	7	Decode	4	Guild	2	Lore	8
Beeline Epu	5	Deka	4	Guru	4	Lucio	10
Beep	5	Delano	9	Habit	4	Ludwig	9
Beta	4	Destinations 315	9	Hacienda II 481	7	Mandala	7
Bloko	8	Dexter Epu	4	Halo	7	Mapping Ideas	9
Blurred Plaid 527	8	Docket	8	Hearsay	8	Marathon 460	8
Bobby	4	Domain	6	Highline	8	Marathon C-Zero	2
Bold Plaid 530	10	Domani 357	9	Hitch	6	Marcel	9
Boom II	5	Dome CV	5	Hobnob	4	Meander (Panel)	3
Borders	7	Drawing Lines	8	Honeycomb 521	8	Measure 436	8
Boxcar	8	Drift	8	Hop	7	Melange 427	7
Bravo II	4	Ebb	8	Hue	4	Mello	4
Breeze 423	8	Edison	8	Hue 425	7	Memory	9
Brink	7	Embark	7	Hyde CV	4	Mezzanine	7
Brisk	8	Encore (Panel)	3	Icon 494	8	Mezzotint 545	9
Build	6	Endurance Epu	3	Improv CV	5	Mikro	7
Buoy	7	Eon Epu	5	IN Repeat 437	8	Millennium C-Zero	2
Byways	8	Epic	4	IN Stitches 263	8	Mix 477	10
Cairns	8	Essay	8	Indian Jewel 240	10	Mixology CV	5
Calypso II 483	7	Etude	8	Infinity C-Zero	2	Mogul Epu	5
Camber	8	Eureka 389	7	Infusion	7	Mossy 474	8
Cameo (Panel)	3	Everywhere Epu 495	6	Insight	2	Nagoya	8
Canter Epu	3	Evo CV	4	Interim	8	Nifty	5
Caravan	5	Evolve	8	Interlock	9	Nimble	8
Carlo	9	Explore	8	Intermix II	5	Northern Lights 470	10
Central	6	Expo	3	Iota	7	Note CV	4
Centric	7	Faux Felt	4	Jackpot CV	6	Oath	6
Chameleon 520	8	Faux MO	6	Jitney	7	Obi Stripe 444	10
Channel	6	Felt	8	Jot	4	Odyssey C-Zero	2
Chant	7	Felt Melange	8	Journal	8	Ona	10
Chime CV	6	Feltro	4	Just Add Plaid 501	10	Origin	1
Chipper	8	Fern II 486	7	Kayak	8	Otto	4
Chromatic	7	Fidget CV	6	Keeper CV	5	Ovals 542	8
Cityscape	8	Fleecey 462	8	Keynote	5	Overpass	6
Civil	7	Fleet	7	Kindred	7	Pact (Panel)	3
Clang	5	Flicker 500	9	Kinect (Panel)	3	Painting Strokes	8

Indiana Furniture strives to make as many upholsteries available as possible. However, it is not practical for us to test every offering on every chair as it is made available. If you have any concerns about our ability to upholster your selection on a particular frame please contact us and we will be glad to order a memo sample from this supplier for testing. Call Customer Service at 800.422.5727.

For Momentum Samples Call 800.366.6839 or Visit www.memosamples.com

<u>Pattern Name</u>	<u>Price Grade</u>	<u>Pattern Name</u>	<u>Price Grade</u>	<u>Pattern Name</u>	<u>Price Grade</u>
Palazzo 360.....	10	Shuttle.....	6	Staircase 541.....	9
Panorama.....	8	Sidestep.....	7	Starboard.....	8
Pantheon.....	8	Silica.....	7	Story.....	8
Parable.....	7	Silica Andy.....	7	Stroll.....	4
Parenthesis.....	3	Silica Arc.....	7	Strum.....	7
Pax.....	7	Silica Bauble.....	7	Strut.....	5
Perk.....	3	Silica Blend.....	6	Subdivide.....	8
Phase.....	8	Silica Bracket.....	7	Sunbeam 523.....	8
Photon.....	8	Silica Bubbler.....	7	Sunny.....	6
Phrase.....	7	Silica Checker.....	7	Sweater 533.....	9
Pierre.....	9	Silica Chopsticks.....	7	Swim.....	3
Ping.....	5	Silica Compass.....	7	Synergy.....	6
Pip.....	5	Silica Cusp.....	7	Syntax.....	4
Pique.....	5	Silica Deflect.....	7	Tack.....	4
Places Spaces Faces.....	9	Silica Effloresce.....	7	Tactic.....	8
Plan.....	5	Silica Etc.....	7	Tag.....	8
Platform.....	7	Silica Etch.....	7	Tanner.....	4
Plaza 502.....	9	Silica Excursion.....	7	Tela Solar 369.....	6
Plus.....	8	Silica Fiona.....	7	Tenor (Panel).....	3
Pod.....	9	Silica Flick.....	7	Terrace 493.....	9
Poetic CV.....	5	Silica Fresco.....	7	Tesla.....	7
Point.....	4	Silica Fritz.....	7	Tilt.....	7
Polka.....	8	Silica Gidget.....	7	Tivoli 534.....	9
Pop UP.....	10	Silica Hiatus.....	7	Toggle.....	4
Prato.....	10	Silica Hoop.....	7	Traction.....	8
Printwork Epu.....	5	Silica Jig.....	7	Tradewinds CV.....	6
Propel.....	7	Silica Kip.....	7	Tradition C-Zero.....	2
Propensity II.....	4	Silica Leather.....	6	Trapeze.....	8
Proverb (Panel).....	3	Silica Likely.....	7	Trefoil.....	7
Proximity.....	8	Silica Motive.....	7	Triangles 491.....	9
Pursue.....	8	Silica Reach.....	7	Tribeca CV.....	4
Quince.....	8	Silica Roam.....	7	Trilogy.....	6
Raft.....	8	Silica Scout.....	7	Trivia.....	8
Rein II.....	5	Silica Spoke.....	7	Tufted.....	8
Reverb.....	8	Silica Strata.....	7	Turin.....	8
Revolve.....	8	Silica Stride.....	7	Turkish Delight 434.....	7
Ribbons 421.....	9	Silica Suede.....	6	Universe (Panel).....	3
Riga.....	8	Silica Tao.....	7	Uplift.....	7
Ring.....	7	Silica Tech.....	7	Vanguard CV.....	4
Ringer CV.....	6	Silica Thatch.....	7	Velocity.....	5
Rise.....	4	Silica Today Here Now.....	7	Via.....	4
Rivet.....	5	Silica Triad.....	7	Villa II 487.....	7
Rombu.....	8	Silica Waltz.....	7	Viva II.....	7
Ronda.....	8	Silica Wifi.....	7	Vox.....	3
Roster.....	8	Silk Struktur.....	9	Wander.....	7
Row.....	5	Site Line.....	8	Waver.....	6
Rubato.....	7	Sketching Air.....	9	Weaving Palettes.....	8
Rush Hour.....	8	Skip.....	4	Well Well Well.....	9
Rustic 528.....	9	Slice.....	4	Whim.....	7
Sail.....	8	Small Talk.....	8	Whit Epu.....	5
Sandy Shores 312.....	10	Smart Soft.....	5	Why Why Why.....	9
Santa FE Sun 290.....	10	Solace.....	5	Widget.....	3
Sanya CV.....	5	Solar Canvas 287.....	6	Wish 485.....	7
Score.....	6	Solitaire.....	5	Wool Weave 510.....	10
Scrabble.....	5	Speakeasy CV.....	5	Yarnplay CV.....	6
Script (Panel).....	3	Spontaneous.....	8	Zipped.....	8
Seacoast 538.....	9	Sport.....	5		
Sensory CV.....	5	Sprinter 464.....	8		
Serendipity 422.....	8	Spunk CV.....	5		

Indiana Furniture strives to make as many upholsteries available as possible. However, it is not practical for us to test every offering on every chair as it is made available. If you have any concerns about our ability to upholster your selection on a particular frame please contact us and we will be glad to order a memo sample from this supplier for testing. Call Customer Service at 800.422.5727.

For Momentum Samples Call 800.366.6839 or Visit www.memosamples.com



PALLAS TEXTILES GRADING

Pattern Name	Price Grade	Pattern Name	Price Grade	Pattern Name	Price Grade
Abstract Chevron	7	Grill Cloth	6	Polka Dotty	6
Adele	6	Grille	6	Popcorn	5
Alea	6	Groove	7	Posh	6
Allure	7	Ground Breaking	6	Promenade	6
Amari	6	H2O	6	Prose	7
Aphrodite	5	Halftone	6	Reel To Reel	7
Arc	8	Harmony	7	Reflection	5
Arjuna	4	Haven	7	Reverb	6
Artemis	7	Hearth	6	Reverie	4
Asha	6	Heritage	5	Rogue	5
Asymmetric	6	Hitch	7	Rooftops	6
Athalie	7	Holy Cow	6	Round	7
Awe	6	Holy Cow Too	6	Rove	6
Axis	6	Hyperion	7	Sandstone	5
Ballad	7	Icon	5	Seeking Truth	7
Basaltes	7	Infinite Helix	6	Selvedge	6
Basket	6	Inlay	6	Sheepish	7
Bedford	6	Jaunt	7	Sherlock	7
Bonnaroo	6	Jet Set	7	Shift	8
Boulevard	6	Juggernaut	6	Solid Footing	6
Bounce	6	Kwaart	7	Sonnet	7
Brio	7	Lattice	7	Spontaneous	7
Brogue	6	Le Fleur	7	Spot On	5
Burnish	6	Line	5	Spun	5
Chic	7	Louver	6	Stamped Out	6
Chitra	6	Lull	7	Stereo Stripe	6
Coco	6	Lumiere	4	Stipple	6
Composition	7	Lyric	6	Stippling	7
Construct	7	Magique	7	Stitch	6
Curio	6	Marbles	6	Suji Stripe	7
Curve	6	Marrakesh Express	6	Surface	6
Cybele	6	Melody Maker	6	Sway	6
Decked Out	7	Merge	5	Taboo	7
Deeply Rooted	7	Mesh	6	Tartan	7
Deflect - 27.236	6	Milano	7	Tatami	5
Deflection	5	Mix	7	Tech	5
Déjà vu	5	Mod	7	Terra	5
Demeter	7	Modern Blaze	6	Tessalation	5
Demi	7	Mosaic	5	The Burbs	6
Dot Dot Dot	7	Mystere	6	Threads	6
Drift	6	Nap	4	Translation	6
Edge	7	Nappa	6	Trapunto	7
Essence	6	Neo	7	Trek	7
Etch	6	Night Cap	6	Trellis	6
Ethos	6	Nomad	7	Tulips	7
Flexing Muscles	6	Ode	7	Twine	5
Flow	6	Off Track	5	Unraveled	6
Flux	7	On The Fringe	7	Unspun	7
Folie	7	Ooh La Lana	6	Urbanized	5
Fracture	6	Origin	5	Utopia	6
French Crepe	7	Painted Stripe	7	Veer	6
Friendship Bracelet	5	Panache	4	Vertices	6
Frieze	5	Patagonia	7	Vespa	5
Fuse	7	Patina	6	Wander	4
Gather	5	Perception	7	West Bengal	6
Gene Pool	7	Petals	5	Whim	6
Glam	6	Phenomena	7	Work Horse	7
Glitz	5	Pinch Pleat	6		
Graph	5	Plush	6		
Grid	6	Point	5		

Indiana Furniture strives to make as many upholsteries available as possible. However, it is not practical for us to test every offering on every chair as it is made available. If you have any concerns about our ability to upholster your selection on a particular frame please contact us and we will be glad to order a memo sample from this supplier for testing. Call Customer Service at 800.422.5727.

For Pallas Textiles Samples Call 800.472.5527 or Visit www.pallastextiles.com

Pattern Name	Price Grade	Pattern Name	Price Grade	Pattern Name	Price Grade	Pattern Name	Price Grade
Ace	3	Chaos	9	Fleck	3	Lava 2.0	7
Ace	4	Charlotte	4	Flex	3	Level	5
Acrobat	7	Chroma (Color Porcini Only)	5	Focus (Panel)	3	Level 2.0	5
Adagio	5	Cinema	7	Fractal	7	Lexie	7
Aerie (Panel)	3	Cirque	5	Frequency	5	Lift	8
Aero	3	Cirque 2.0	5	Frequency 2.0	5	Linea (Panel)	5
Affinity	7	Citadel	4	Fuse	3	Live Wire	7
Affinity 2.0	7	Citadel 2.0	4	Fuse 2.0	3	Loophole	5
Alamo	3	Clean Slate	5	Galileo	7	Loophole 2.0	5
Alfresco	6	Clean Slate 2.0	5	Galileo 2.0	7	Lorelai - MB	6
Alignment	7	Collins (Panel)	3	Genesis (Panel)	2	Lulu (Panel)	3
Ally (Panel)	3	Color Block	7	GeoMet	5	Lunaria	7
Amplify	3	Colorguard	3	Gesture	8	Luster	6
Anagram	5	Colorguard 2.0	3	Glimpse	6	Luther II (Panel)	3
Aperture (Panel)	3	Concourse	7	Grand Sierra	4	Mandala	6
Arbor	5	Connect	4	Grand Sierra 2.0	4	Mantra	8
Ardent	4	Connect 2.0	4	Graph	5	Marquetry	7
Arioso	7	Continuum	5	Gravity	5	Martini	7
Armature	7	Converge	7	Grille	5	Martini 2.0	7
Array (Panel)	3	Core	3	Grille 2.0	5	Mason (Panel)	3
Artisan	3	Core 2.0	3	Handwork	6	Matrix	5
Attache'	4	Corium	7	Happy Tappy	8	Maze	7
Avant	4	Criss Cross	4	Harrison - MB	5	Median	7
Backdrop (Panel)	3	Criss Cross 2.0	4	Hashtag	6	Menagerie	8
Bandwidth	7	Current	7	Hexie	7	Mesa	9
Banyan	6	Cush	3	Hi-Fi	4	Meteor	7
Bari	7	Cyma	7	Highlands	4	Metropolis	10
Bari 2.0	7	Dapple (Panel)	3	Highlight	4	Mica	5
Batik	7	Dart	4	Hive	4	Mica 2.0	5
Baxter	5	Detail	4	Honeycomb Shag	5	Migration	8
Bespoke	5	Didi	6	Hopsack	5	Moby	3
Bijou	6	District	6	Hush	7	Moccasin	4
Binary (Panel)	4	Divvy	8	Impress w/StaKleen™	6	Moccasin 2.0	4
Bistro	4	Drift	6	Imprint (Panel)	3	Mod	7
Blink Ombre	5	Duet	6	Infinity Plush	8	Modena	7
Blip	3	Eddy	8	Inked	7	Modena 2.0	7
Bliss	7	Effervescence	7	Inside Track	4	Modernist	8
Bloom	9	Effervescence 2.0	7	Intermix (Panel)	3	Monhegan	7
Bond	6	Eli	7	Ishi	8	Montage	5
Boomerang	7	Eli 2.0	7	Jambi Stripe Too!	6	Montana	4
Borderline	7	English Pub	5	Jillian	3	Montana 2.0	4
Box Chain	3	Entrada	4	Juxy	7	Multiply	9
Breton	6	Equator	7	Juxy 2.0	7	Myth	7
Brilliant	4	Essential	3	Kalahari	6	Natural World	7
Brixton	7	Etch	7	Kennebunk	7	Natural World 2.0	7
Broadband	7	Euclid	3	Kid	6	Naugaleather	5
Brushwork	7	Excursion	2	Kilkenny Tweed	4	Naugasoft	4
Bryant Park	3	Expressions	5	Kilkenny Tweed 2.0	4	Nest	7
Bubblerake	7	Feature	8	Kinetic	6	Network	6
Bubblerake 2.0	7	Fenestra Too!	7	Kingsman	5	New Hempstead	3
Burkshire	5	Fiberdrill	6	Kusari	5	Night Life	7
Calibration	7	Fiddlesticks	8	Kusari 2.0	5	Nikko (Panel)	3
Cannon Beach	8	Fidget	5	La Scalina	7	Nishiki	4
Cassidy	4	Figment	7	Lara	3	Nishiki 2.0	4
Cassidy 2.0	4	Finley	5	Laredo	4	Nubbly	6
Catalina	7	Fizz	5	Lateral	3	Obscura	5
Ceremony	7	Fizz 2.0	5	Latitude	2	Odeon	7
Channel	5	Flanders	4	Lattice	4	Offset	7
Channel 2.0	5	Flare	8	Lava	7	Olivia	3

Stinson continues on next page.

Indiana Furniture strives to make as many upholsteries available as possible. However, it is not practical for us to test every offering on every chair as it is made available. If you have any concerns about our ability to upholster your selection on a particular frame please contact us and we will be glad to order a memo sample from this supplier for testing. Call Customer Service at 800.422.5727.

For CF Stinson Samples Call 800.841.6279 or Visit www.cfstinson.com

Pattern Name	Price Grade	Pattern Name	Price Grade	Pattern Name	Price Grade	Pattern Name	Price Grade
Olympus	7	San Simeon	8	System	5		
Olympus 2.0	7	Sarto	5	Tally (Panel)	4		
Orbit	5	Satchel	4	Tangram	5		
Orbit 2.0	5	Scoprena	7	Tender	9		
Origami	7	Scout	4	Tendril	4		
Orvilla	7	Scout 2.0	4	Tendril 2.0	4		
Outlander	4	Script	5	Tessuto	4		
Overlay	5	Script 2.0	5	Tessuto 2.0	4		
Oxford	4	Season	8	Threads	7		
Oxford 2.0	4	Sedona	9	Thrive	7		
Pacifica	8	Sensor	7	Tidbit	6		
Paloma	4	Sentry - HC	4	Tilt	4		
Paradox	7	Sentry - HC 2.0	4	Tinker	7		
Patriot Plus II	4	Sequence	4	Torus	6		
Patriot Plus II 2.0	4	Serene	8	Touch Base	5		
Perimeter	5	Shantung	4	Touchstone	4		
Perspective	7	Shantung 2.0	4	Tranquility	7		
Perspective 2.0	7	Shift	4	Transcend	3		
Petal Dots	7	Shimmy	5	Traverse	8		
Piccadilly	6	Shuffle	9	Tribeca	3		
Pinball	6	Sideline	5	Trio	7		
Ping Pong	7	Sight Line (Panel)	3	Truss	7		
Pod	7	Silicone-Avail	8	Tuft	7		
Polka	4	Silicone-Downtown	8	Tussah (Panel)	3		
Polygon	7	Silicone-Uptown	8	Twist	7		
Posh	5	Sirocco	7	Valise	2		
Power Grid	6	Sleek	4	Vanish	8		
Premier	5	Sleek 2.0	4	Vapor	7		
Prime (Panel)	2	Sleeping Bear Dunes	7	Vector	5		
Prisma	6	Smoothie	4	Verge	7		
Prodigy	8	Smoothie 2.0	4	Voltage	8		
Profile	3	Solitaire	3	Volterra-HC	9		
Promenade	5	Spirit Millennium	4	Vortexia	7		
Promenade 2.0	5	Splice	8	Vortexia 2.0	7		
Queue	6	Spree (Panel)	3	Walk the Line	7		
Raffia	5	Sprint	3	Walk the Line 2.0	7		
Raffia 2.0	5	Square One	4	Watercolor Grid	7		
Rally	3	Stage	5	Waterwand	7		
Raya	7	Stallion	7	Waterwand 2.0	7		
Realm	5	Staple	2	Weft	4		
Retrograde	4	Stat-Con	7	Whirl	7		
Revolve	7	Stellar	4	Wicker	7		
Revolve 2.0	7	Stitch in Time	3	Wicker 2.0	7		
Rhythm	8	Storyboard	8	Winnly	5		
Rialto	4	Strand	5	Wish	9		
Riddle	3	Stratford	9	Wyatt	5		
Ringer (Panel)	3	Stride	5	Ybor	6		
Ripple	7	Striga	8	Zanzibar	8		
Ripple 2.0	7	Stuff	9	Ziggy	4		
Ritz	5	Summit	6	Ziggy 2.0	4		
Rivera	6	Sunburst	7	Zoom	6		
Riverstone	5	Sundance w/StaKleen™	6				
Roadmap	5	Surf (Panel)	2				
Rogue II	4	Swift (Panel)	3				
Round Trip	7	Swipe	7				
Route	4	Switchboard	5				
Rubric	7	Swivel	7				
Runway	4	Symphony Classic	4				
Salinas	8	Sync	7				

Indiana Furniture strives to make as many upholsteries available as possible. However, it is not practical for us to test every offering on every chair as it is made available. If you have any concerns about our ability to upholster your selection on a particular frame please contact us and we will be glad to order a memo sample from this supplier for testing. Call Customer Service at 800.422.5727.

For CF Stinson Samples Call 800.841.6279 or Visit www.cfstinson.com

FABRIC GRADING



Pattern Name	Price Grade
Caprone	L1
Davenport	L1
Old English.....	L2

For Cortina Samples Call 800.356.1177 or Visit www.cortinaleathers.com



Pattern Name	Price Grade
Lena	L1
Sierra	L1
Vulcano.....	L1

For Green Hides Leather Samples Call 888.326.0122 or Visit www.greenhides.com

SPRADLING®

Pattern Name	Price Grade
Dolce.....	4
Genero.....	2
Maglia.....	3
Modena.....	2
Silvertex.....	3
Whisper	2

For Spradling Fabric Samples Call 800.333.0955 or Visit spradling.group/en-us

Ultrafabrics.

Pattern Name	Price Grade		
Brisa Distressed.....	5	Ultraleather Fusion Shimmer	6
Brisa Fresco.....	6	Ultraleather Original	5
Brisa Original.....	5	Ultraleather Pearlized.....	5
UF Select Impasto	3	Ultraleather Pro.....	6
UF Select Lino.....	3	Ultraleather Promessa.....	5
UF Select Montage.....	3	Ultraleather Reef.....	6
Ultraleather Fusion.....	5	Ultraleather Tottori.....	5
		Ultraleather Volar Bio-Based.....	7
		Ultratech Eco Tech.....	6
		Ultratech Helix.....	7
		Ultratech Wired.....	6

For Ultrafabric Samples Call 877.309.6648 or Visit www.ultrafabricsinc.com



Occasional Tables

SURFACE MATERIAL DIGITAL IMAGES & BROCHURE

The finishes represented on Indiana Furniture's Surface Material Finish Brochure were reproduced using the finest technology available. Samples of our finishes and laminates are available for order through our Collateral Store. Please verify your desired finish before ordering as such orders are not subject to return to Indiana Furniture.

Contact your local Indiana Furniture Sales Representative or our Customer Service team should you need assistance.

GLIDES

All tables ship with non-marring glides, some series offering leveling glides as standard. See pricing pages for each series for more information.

FINISH

Indiana Furniture standard occasional table finishes correspond to casegoods and conferencing finishes and laminates. Minor variations in finish color and value may occur due to the natural characteristics of wood. Consult this price list for specific finish availability within each series.

Special Finishes: Indiana Furniture is able to accommodate our customer's needs for specific finish matches. Please submit a 3"x5" sample panel to Customer Service for quotation and lead time.

An overview of our finishes and laminate options can be found on the inside of the back cover of this price list.

Arlington offers all the grace and embellishments associated with traditional styling with an added emphasis on value. Finely crafted in select solids with walnut and cherry veneers and high pressure laminate worksurfaces, Arlington ensures quality and expert craftsmanship with a selection of configurations for today's functional workspaces.

CONSTRUCTION

- Veneers on exposed surfaces feature select grade, plain sliced American Black Walnut or Cherry veneers, carefully selected and matched to assure proper balance and consistency
- Veneer tops have a 5-ply balanced construction, 1¾" thick with solid hardwood rims with butt corners
- HPL tops have a 3-ply balanced construction, 1¾" thick, with solid hardwood rims with butt corners
- Grain direction runs left to right
- All units ship with heavy duty, adjustable leveling glides to ensure proper leveling and compensation for uneven floors
- Shipped KD; Some Assembly Required

HOW TO ORDER EXAMPLE

Model No.	Description	Example
29-2124ET	Top Material Finish	W CO

VENEER (W) OPTIONS

Veneer features UVAdvantage, an ultra-violet finish, on all exposed surfaces by utilizing roll-coat UV technology. Apron rails and table legs use a multi-step, hand finished process with a catalyzed finish

AW	Artisan Walnut	HW	Harvest Walnut
CO	Columbian Walnut	LW	Legacy Walnut
DC	Dark Cherry	MW	Mahogany Walnut
DFW	Dark Forest Walnut	SCH	Select Cherry
EW	Espresso	SKC	Shaker Cherry
GC	Golden Cherry	WC	Williamsburg Cherry

HPL (P) TOP OPTIONS

WOODGRAIN

CO	Columbian Walnut	SCH	Select Cherry
EF	Espresso	SKC	Shaker Cherry
GC	Golden Cherry	WC	Williamsburg Cherry
MW	Mahogany Walnut		

TABLE EDGE PROFILE



Arlington

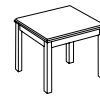
CERTIFICATIONS & COMPLIANCE

- Intertek Sustainability Certified
- BIFMA level® Certified
- BIFMA Compliant® Certified
- TSCA Title VI (CARB) Compliance
- US Green Building's LEED® Contribution

STATEMENT OF LINE



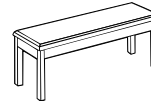
End Table:
29-2124ET
[\(See Details\)](#)



Lamp Table:
29-2424LT
[\(See Details\)](#)

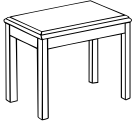


Square Magazine
Table:
29-3636MT
[\(See Details\)](#)



Magazine Table:
29-1847MT
[\(See Details\)](#)

Item	Model No.	W	D	H	Ship Wt	Cubic Ft	List Price	
END TABLE	29-2124ET	21	24	21½	25	2.0	P\$ 963	W\$ 1123



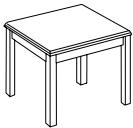
Must Specify (in this order):

- Model #
- Top Material
- Finish/Color

Description

- Available with Veneer (W) or HPL (P) Top, Must Specify
- Hardwood Legs
- Shipped KD; Some Assembly Required

LAMP TABLE	29-2424LT	24	24	21½	25	2.0	P\$ 1078	W\$ 1156
------------	-----------	----	----	-----	----	-----	----------	----------



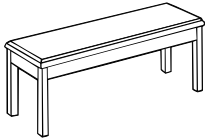
Must Specify (in this order):

- Model #
- Top Material
- Finish/Color

Description

- Available with Veneer (W) or HPL (P) Top, Must Specify
- Hardwood Legs
- Shipped KD; Some Assembly Required

MAGAZINE TABLE	29-1847MT	47	18	16	47	3.4	P\$ 1156	W\$ 1349
----------------	-----------	----	----	----	----	-----	----------	----------



Must Specify (in this order):

- Model #
- Top Material
- Finish/Color
- Leg

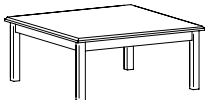
Description

- Available with Veneer (W) or HPL (P) Top, Must Specify
- Left to Right Grain Direction on Worksurface
- Hardwood Legs
- Shipped KD; Some Assembly Required
- Optional 30" Legs; See Below

Desk Base Molding Options: Must Specify and Add

SH-36	Optional 30" H Legs	\$ 209
-------	---------------------	--------

SQUARE MAGAZINE TABLE	29-3636MT	36	36	16	60	5.5	P\$ 1235	W\$ 1443
-----------------------	-----------	----	----	----	----	-----	----------	----------



Must Specify (in this order):

- Model #
- Top Material
- Finish/Color

Description

- Available with Veneer (W) or HPL (P) Top, Must Specify
- Hardwood Legs
- Shipped KD; Some Assembly Required



Wilmington/Arlington

P = HPL W = Veneer

For ordering options, [see overview at the beginning of this section.](#)

From lounge areas, to private office, to conference settings, the Bailey Collection can make a statement. Bailey tables are offered in square and rectangular cocktail tables, as well as end tables, in a wide range of veneers and laminates with two edge profiles. Pair Bailey tables with the collection's chairs, settees, sofas, and ottomans.

CONSTRUCTION

- Bases for tables are manufactured using steel frames with a chrome finish
- The wood veneer tops are made of select grade sliced Black Walnut, Cherry, Maple, or composite veneers for maximum grain and color consistency
- Veneer tops are ¾" with 1mm veneer edge bands
- Laminate tops are ¾" with 1mm PVC edge bands
- Ships fully assembled

HOW TO ORDER EXAMPLE

Model No.	Description	Example
720-3030SQ	Finish	TK

TFL (T) AND HPL (P) LAMINATE OPTIONS

WOODGRAIN

AS	Asian Night	PNW	Pinnacle Walnut
BW	Beigewood	SCH	Select Cherry
CO	Columbian Walnut	SKC	Shaker Cherry
EF	Espresso	SBP	Smoky Brown Pear
GC	Golden Cherry	TK	Studio Teak
HVM	Harvest Maple	SM	Sugar Maple
MW	Mahogany Walnut	WTA	Weathered Ash
ORW	Oak Riftwood	WC	Williamsburg Cherry

SOLID

BL	Black	PPD	Pepperdust
WH	Designer White	SG	Slate Grey
FHG	Fashion Grey	WHS	White Sand

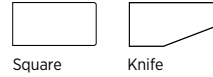
VENEER (W) OPTIONS AVAILABLE

Veneer tops feature UVAdvantage, an ultra-violet finish, on all exposed surfaces by utilizing roll-coat UV technology

AW	Artisan Walnut	MW	Mahogany Walnut
AS	Asian Night	MO	Medium Oak*
CO	Columbian Walnut	ORW	Oak Riftwood*
DC	Dark Cherry	SCH	Select Cherry
DFW	Dark Forest Walnut	SKC	Shaker Cherry
EF	Espresso	SBP	Smoky Brown Pear
FO	Fawn Oak*	SM	Sugar Maple
GC	Golden Cherry	SW	Sunglow Walnut
HVM	Harvest Maple	WTA	Weathered Ash*
HW	Harvest Walnut	WC	Williamsburg Cherry
LW	Legacy Walnut		

* Finish is Low Sheen

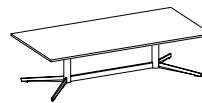
TABLE EDGE PROFILES



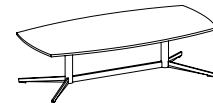
CERTIFICATIONS & COMPLIANCE

- Intertek Sustainability Certified
- BIFMA level® Certified
- BIFMA Compliant® Certified
- TSCA Title VI (CARB) Compliance
- US Green Building's LEED® Contribution

STATEMENT OF LINE



Rectangular
Cocktail Tables
[\(See Details\)](#)



Soft Rectangular
Cocktail Tables
[\(See Details\)](#)



Square
Cocktail Tables
[\(See Details\)](#)



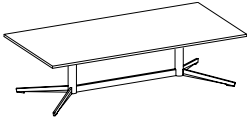
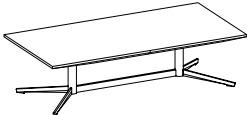
Soft Square
Cocktail Tables
[\(See Details\)](#)



Square
End Tables
[\(See Details\)](#)



Soft Square
End Tables
[\(See Details\)](#)

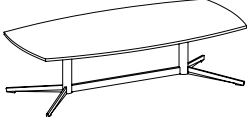
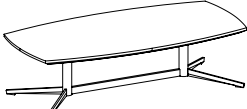
Item	Model No.		W	D	H	Ship Wt	Cubic Ft	List Price		
RECTANGULAR COCKTAIL TABLE  	SQUARE EDGE									
	720-2550RT	TFL	25	50	14	34.9	3.2	T\$	1350	
	720-2550RTH	HPL	25	50	14	34.9	3.2	P\$	1586	
	719-2550RT	Veneer	25	50	14	34.9	3.2	W\$	1918	
	KNIFE EDGE									
	720-2550RTKH	HPL	25	50	14	34.9	3.2	P\$	1966	
719-2550RTK	Veneer	25	50	14	34.9	3.2	W\$	2059		

Must Specify (in this order):

Model #
Finish/Color

Description

- Standard with: Chrome Base
- Table Ships Fully Assembled

Item	Model No.		W	D	H	Ship Wt	Cubic Ft	List Price		
SOFT RECTANGULAR COCKTAIL TABLE  	SQUARE EDGE									
	720-2550SRT	TFL	25	50	14	34.9	3.2	T\$	1350	
	720-2550SRTH	HPL	25	50	14	34.9	3.2	P\$	1586	
	719-2550SRT	Veneer	25	50	14	34.9	3.2	W\$	1918	
	KNIFE EDGE									
	720-2550SRTKH	HPL	25	50	14	34.9	3.2	P\$	1966	
719-2550SRTK	Veneer	25	50	14	34.9	3.2	W\$	2059		

Must Specify (in this order):

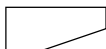
Model #
Finish/Color

Description

- Standard with: Chrome Base
- Table Ships Fully Assembled





Square



Knife

T = TFL P = HPL W = Veneer

For ordering options, [see overview at the beginning of this section.](#)



Item	Model No.		W	D	H	Ship Wt	Cubic Ft	List Price		
SQUARE COCKTAIL TABLE 	SQUARE EDGE									
	720-3030SQ	TFL	30	30	14	29.7	2.80	T\$	838	
	720-3030SQH	HPL	30	30	14	29.7	2.80	P\$	1137	
	719-3030SQ	Veneer	30	30	14	29.7	2.80	W\$	1319	
	KNIFE EDGE									
	720-3030SQKH	HPL	30	30	14	29.7	2.80	P\$	1433	
	719-3030SQK	Veneer	30	30	14	29.7	2.80	W\$	1435	

Must Specify (in this order):

Model #
Finish/Color

Description

- Standard with: Chrome Base
- Table Ships Fully Assembled

Item	Model No.		W	D	H	Ship Wt	Cubic Ft	List Price		
SOFT SQUARE COCKTAIL TABLE 	SQUARE EDGE									
	720-3030SSQ	TFL	30	30	14	29.7	2.80	T\$	838	
	720-3030SSQH	HPL	30	30	14	29.7	2.80	P\$	1137	
	719-3030SSQ	Veneer	30	30	14	29.7	2.80	W\$	1319	
	KNIFE EDGE									
	720-3030SSQKH	HPL	30	30	14	29.7	2.80	P\$	1433	
	719-3030SSQK	Veneer	30	30	14	29.7	2.80	W\$	1435	

Must Specify (in this order):

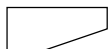
Model #
Finish/Color

Description

- Standard with: Chrome Base
- Table Ships Fully Assembled




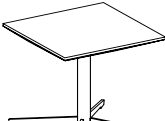
Square



Knife

T = TFL P = HPL W = Veneer



For ordering options, [see overview at the beginning of this section.](#)

Item	Model No.		W	D	H	Ship Wt	Cubic Ft	List Price	
 	SQUARE END TABLE		SQUARE EDGE						
	720-2020ET	TFL	20	20	20	20	2.0	T\$	916
	720-2020ETH	HPL	20	20	20	20	2.0	P\$	1136
	719-2020ET	Veneer	20	20	20	20	2.0	W\$	1205
	KNIFE EDGE								
	720-2020ETKH	HPL	20	20	20	20	2.0	P\$	1265
719-2020ETK	Veneer	20	20	20	20	2.0	W\$	1323	

Description

- Standard with: Chrome Base
- Table Ships Fully Assembled

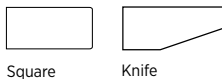
Must Specify (in this order):
Model #
Finish/Color

Item	Model No.		W	D	H	Ship Wt	Cubic Ft	List Price	
 	SOFT SQUARE END TABLE		SQUARE EDGE						
	720-2020SET	TFL	20	20	20	20	2.0	T\$	916
	720-2020SETH	HPL	20	20	20	20	2.0	P\$	1136
	719-2020SET	Veneer	20	20	20	20	2.0	W\$	1205
	KNIFE EDGE								
	720-2020SETKH	HPL	20	20	20	20	2.0	P\$	1265
719-2020SETK	Veneer	20	20	20	20	2.0	W\$	1323	

Description

- Standard with: Chrome Base
- Table Ships Fully Assembled

Must Specify (in this order):
Model #
Finish/Color



T = TFL P = HPL W = Veneer

For ordering options, [see overview at the beginning of this section.](#)

The Britta Collection showcases a Mid-Century Scandinavian aesthetic with an appealing contemporary feel. Available in two edge styles and a broad range of finishes to create an inviting space with warm and energetic sensibility. Pair Britta tables with the collection's guest, single lounge, and settee options, which all feature a wall-saver design, to create an entire setting.

CONSTRUCTION

- The wood veneer table tops are 1" thick and are made of select grade sliced Walnut, Cherry, or Maple veneers for maximum grain and color consistency
- The knife edge profile features a 5-ply balanced construction with a solid hardwood rim; the square edge profile features a 3-ply balanced construction with a 3mm veneer edge band
- The aprons and legs are solid maple hardwood and ship with adjustable glides
- Ships fully assembled

HOW TO ORDER EXAMPLE

Model No.	Description	Example
231-1818ET	Finish Edge Profile	DFW K

VENEER (W) OPTIONS

Veneer tops feature UVAdvantage, an ultra-violet finish, on all exposed surfaces by utilizing roll-coat UV technology. Apron rails and table legs use a multi-step, hand finished process with a catalyzed finish.


AW	Artisan Walnut	HW	Harvest Walnut
CO	Columbian Walnut	LW	Legacy Walnut
DC	Dark Cherry	MW	Mahogany Walnut
DFW	Dark Forest Walnut	SCH	Select Cherry
EF	Espresso	SKC	Shaker Cherry
GC	Golden Cherry	SM	Sugar Maple
HVM	Harvest Maple	WC	Williamsburg Cherry

TABLE EDGE PROFILE

Y	Square Edge
K	Knife Edge



Square



Knife

CERTIFICATIONS & COMPLIANCE

- Intertek Sustainability Certified
- BIFMA level® Certified
- BIFMA Compliant® Certified
- TSCA Title VI (CARB) Compliance
- US Green Building's LEED® Contribution

STATEMENT OF LINE



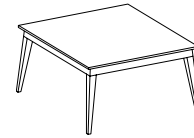
Square End Table:
231-1818ET
[\(See Details\)](#)



Square Cocktail Table:
231-2323SCT
[\(See Details\)](#)



Rectangular Cocktail Table:
231-4723RCT
[\(See Details\)](#)



Square Cocktail Table:
231-3535SCT
[\(See Details\)](#)

Item	Model No.		W	D	H	Ship Wt	Cubic Ft	List Price	
END TABLE	231-1818ET	Square Edge	18	18	20	18	10.8	Y\$	1349
		Knife Edge						K\$	1726



Must Specify (in this order):

Model #
Finish
Edge

Description

- Standard with: Adjustable Glides
- Available with [Square \(Y\)](#) or [Knife \(K\)](#) Edge; Must Specify
- Ships Fully Assembled

SMALL SQUARE COCKTAIL TABLE	231-2323SCT	Square Edge	23	23	16	21	10.8	Y\$	1379
		Knife Edge						K\$	1767



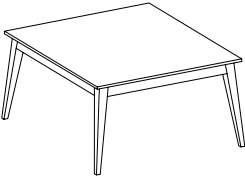
Must Specify (in this order):

Model #
Finish
Edge

Description

- Standard with: Adjustable Glides
- Available with [Square \(Y\)](#) or [Knife \(K\)](#) Edge; Must Specify
- Ships Fully Assembled

SQUARE COCKTAIL TABLE	231-3535SCT	Square Edge	34 $\frac{7}{8}$	34 $\frac{7}{8}$	16	45	25.7	Y\$	1652
		Knife Edge						K\$	2122



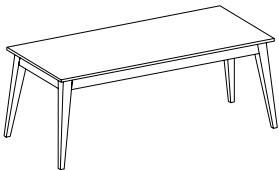
Must Specify (in this order):

Model #
Finish
Edge

Description

- Standard with: Adjustable Glides
- Available with [Square \(Y\)](#) or [Knife \(K\)](#) Edge; Must Specify
- Ships Fully Assembled

RECTANGULAR COCKTAIL TABLE	231-4723RCT	Square Edge	46 $\frac{7}{8}$	23	16	36	23.1	Y\$	1617
		Knife Edge						K\$	2080



Must Specify (in this order):

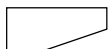
Model #
Finish
Edge

Description

- Standard with: Adjustable Glides
- Available with [Square \(Y\)](#) or [Knife \(K\)](#) Edge; Must Specify
- Ships Fully Assembled



Square



Knife

For ordering options, [see overview at the beginning of this section.](#)

Always stylish, comfortable and effortlessly adaptable, Canvas enlivens environments with refined aesthetics. Project a fresh, polished attitude with our enhanced selection of multidimensional components. Your creation of an ultra-functional workspace is limited only by your imagination.

CONSTRUCTION

- Exposed surfaces are produced from wood-grained or solid color laminates fused to a particle-board core.
- TFL chassis are fastened by screws and heavy-duty metal fasteners
- Tops are 1" thick thermally-fused (TFL) or high-pressure (HPL) laminate using 3mm PVC rims on profiled edges Grain direction runs left to right
- Slab ends come standard with adjustable levelers
- Ships fully assembled

HOW TO ORDER EXAMPLE

Model No.	Description	Example
66-2424ET	Top Material	T
	Top Color	PPD
	Edge Profile	F
	Chassis Color	WTA

TFL (T) AND HPL (P) LAMINATE OPTIONS

WOODGRAIN

AS	Asian Night	PNW	Pinnacle Walnut
BW	Beigewood	SCH	Select Cherry
CO	Columbian Walnut	SKC	Shaker Cherry
EF	Espresso	SBP	Smoky Brown Pear
GC	Golden Cherry	TK	Studio Teak
HVM	Harvest Maple	SM	Sugar Maple
MW	Mahogany Walnut	WTA	Weathered Ash
ORW	Oak Riftwood	WC	Williamsburg Cherry

SOLID

BL	Black	PPD	Pepperdust
WH	Designer White	SG	Slate Grey
FHG	Fashion Grey	WHS	White Sand

TABLE EDGE PROFILE

F	Double Kerf
G	Duo
X	Flute
Y	Square



Double Kerf

Duo

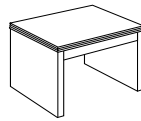
Flute

Square

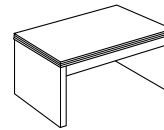
CERTIFICATIONS & COMPLIANCE

- Intertek Sustainability Certified
- BIFMA level® Certified
- BIFMA Compliant® Certified
- TSCA Title VI (CARB) Compliance
- US Green Building's LEED® Contribution

STATEMENT OF LINE

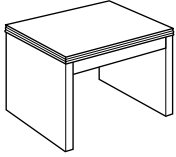


End Table:
66-2424ET
[\(See Details\)](#)



Magazine Table:
66-2442MT
[\(See Details\)](#)

Item	Model No.		W	D	H	Ship Wt	Cubic Ft	List Price	
END TABLE	66-2424ET	TFL	24	24	22	65	9.4	T\$	921
		HPL						P\$	1058



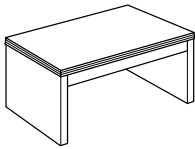
Must Specify (in this order):

- Model #
- Top Material
- Top Color
- Edge
- Chassis Color

Description

- Standard with: TFL Slab Ends and Apron Rail, with Adjustable Glides
- Available in Contrasting Top and Chassis Color
- Choose from TFL (T) or HPL (P) Top in Four Edge Profiles; [See Colors and Details](#)
- Ships Fully Assembled

MAGAZINE TABLE	66-2442MT	TFL	42	24	16	70	11.9	T\$	971
		HPL						P\$	1137

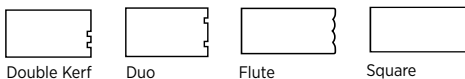


Must Specify (in this order):

- Model #
- Top Material
- Top Color
- Edge
- Chassis Color

Description

- Standard with: TFL Slab Ends and Apron Rail, with Adjustable Glides
- Available in Contrasting Top and Chassis Color
- Choose from TFL (T) or HPL (P) Top in Four Edge Profiles; [See Colors and Details](#)
- Ships Fully Assembled



Double Kerf Duo Flute Square

T=TFL P=HPL

For ordering options, [see overview at the beginning of this section.](#)

Carefully matched select veneer tops with solid hardwood legs and aprons form a collection of beautiful wood tables suitable for nearly any application.

CONSTRUCTION

- Constructed of a 5-ply veneer top, 1½" thick
- Legs are solid Maple hardwood and ship with nylon glides
- Aprons are steam bent with Maple veneer faces
- Grain direction runs left to right
- Elliptical Magazine and Rounded End Tables ship fully assembled; all other models require some assembly

HOW TO ORDER EXAMPLE

Model No.	Description	Example
294-4222EMT	Finish	HVM

VENEER (W) OPTIONS

Veneer tops feature UVAAdvantage, an ultra-violet finish, on all exposed surfaces by utilizing roll-coat UV technology. Apron rails and table legs use a multi-step, hand finished process with a catalyzed finish

AW	Artisan Walnut	HW	Harvest Walnut
CO	Columbian Walnut	LW	Legacy Walnut
DC	Dark Cherry	MW	Mahogany Walnut
DFW	Dark Forest Walnut	SCH	Select Cherry
EF	Espresso	SKC	Shaker Cherry
GC	Golden Cherry	SM	Sugar Maple
HVM	Harvest Maple	WC	Williamsburg Cherry

TABLE EDGE PROFILE

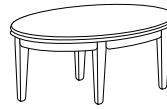


Phoenix

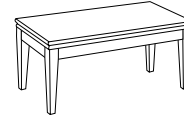
CERTIFICATIONS & COMPLIANCE

- Intertek Sustainability Certified
- BIFMA level® Certified
- BIFMA Compliant® Certified
- TSCA Title VI (CARB) Compliance
- US Green Building's LEED® Contribution

STATEMENT OF LINE



Elliptical Magazine Table:
294-4222EMT
[\(See Details\)](#)



Magazine Table:
294-4222MT
[\(See Details\)](#)




Lamp Table:
294-2222LT
[\(See Details\)](#)




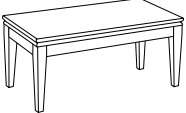




End Table:
294-2622ET
[\(See Details\)](#)

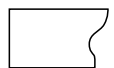


Rounded End Table:
294-2222RET
[\(See Details\)](#)



Console Table:
294-4216CT
[\(See Details\)](#)

Item	Model No.	W	D	H	Ship Wt	Cubic Ft	List Price
ELLIPTICAL MAGAZINE TABLE	294-4222EMT	42	22	16	48	14.4	\$ 2808
	Description						
	• Ships Assembled						
<u>Must Specify (in this order):</u>							
Model #							
Finish							
MAGAZINE TABLE	294-4222MT	42	22	16	33	3.7	\$ 1811
	Description						
	• Ships KD; Some Assembly Required						
<u>Must Specify (in this order):</u>							
Model #							
Finish							
LAMP TABLE	294-2222LT	22	22	22	27	2.4	\$ 1382
	Description						
	• Ships KD; Some Assembly Required						
<u>Must Specify (in this order):</u>							
Model #							
Finish							
END TABLE	294-2622ET	26	22	22	36	2.8	\$ 1456
	Description						
	• Ships KD; Some Assembly Required						
<u>Must Specify (in this order):</u>							
Model #							
Finish							
ROUNDED END TABLE	294-2222RET	22	22	22	24	2.4	\$ 1917
	Description						
	• Ships Assembled						
<u>Must Specify (in this order):</u>							
Model #							
Finish							
CONSOLE TABLE	294-4216CT	42	16	30	36	3.9	\$ 1726
	Description						
	• Ships KD; Some Assembly Required						
<u>Must Specify (in this order):</u>							
Model #							
Finish							



Phoenix

For ordering options, [see overview at the beginning of this section.](#)

A foundational suite of casegoods and tables primed to evolve with your needs. Gesso allows you to combine luxurious veneers, top grade laminates and other materials to create stylish, reconfigurable work spaces.

CONSTRUCTION

- Exposed surfaces feature select grade plain sliced hardwood veneers in Cherry, Maple, American Black Walnut, White Oak, or composite veneers
- Veneer and standard high pressure laminate tops are 3-ply balanced construction and 1 $\frac{3}{8}$ " thick, with 3mm wood edge-banded rims contoured to the selected profile
- Grain direction runs left to right
- All units ship with heavy duty, adjustable leveling glides to ensure proper leveling and compensation for uneven floors
- Ships fully assembled

HOW TO ORDER EXAMPLE

Model No.	Description	Example
65-2424ET	Top Material	W
	Finish	LW
	Edge Profile	G

VENEER (W) OPTIONS

Veneer tops feature UVAdvantage, an ultra-violet finish, on all exposed surfaces by utilizing roll-coat UV technology.

AW	Artisan Walnut	MW	Mahogany Walnut
AS	Asian Night	MO	Medium Oak*
CO	Columbian Walnut	ORW	Oak Riftwood*
DC	Dark Cherry	SCH	Select Cherry
DFW	Dark Forest Walnut	SKC	Shaker Cherry
EF	Espresso	SBP	Smoky Brown Pear
FO	Fawn Oak*	SM	Sugar Maple
GC	Golden Cherry	SW	Sunglow Walnut
HVM	Harvest Maple	WTA	Weathered Ash*
HW	Harvest Walnut	WC	Williamsburg Cherry
LW	Legacy Walnut		

* Finish is Low Sheen

HPL (P) LAMINATE OPTIONS

WOODGRAIN

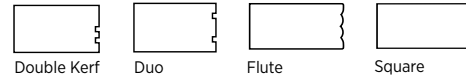
AS	Asian Night	PNW	Pinnacle Walnut
BW	Beigewood	SCH	Select Cherry
CO	Columbian Walnut	SKC	Shaker Cherry
EF	Espresso	SBP	Smoky Brown Pear
GC	Golden Cherry	TK	Studio Teak
HVM	Harvest Maple	SM	Sugar Maple
MW	Mahogany Walnut	WTA	Weathered Ash
ORW	Oak Riftwood	WC	Williamsburg Cherry

SOLID

BL	Black	PPD	Pepperdust
WH	Designer White	SG	Slate Grey
FHG	Fashion Grey	WHS	White Sand

TABLE EDGE PROFILE

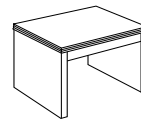
F	Double Kerf
G	Duo
X	Flute
Y	Square



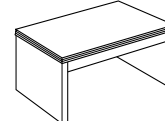
CERTIFICATIONS & COMPLIANCE

- Intertek Sustainability Certified
- BIFMA level® Certified
- BIFMA Compliant® Certified
- TSCA Title VI (CARB) Compliance
- US Green Building's LEED® Contribution

STATEMENT OF LINE

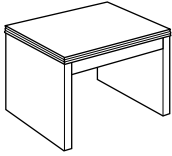


End Table:
65-2424ET
([See Details](#))



Magazine Table:
65-2442MT
([See Details](#))

Item	Model No.		W	D	H	Ship Wt	Cubic Ft	List Price
END TABLE	65-2424ET	HPL Veneer	24	24	22	65	9.4	W/P\$ 1531



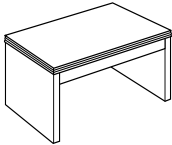
Must Specify (in this order):

- Model #
- Top Material
- Finish/Color
- Edge

Description

- Standard with: Veneer Slab Ends and Apron Rail, with Adjustable Glides
- Choose from HPL (P) or Veneer (W) Top in Four Edge Profiles; [See Colors and Details](#)
- Ships Fully Assembled

MAGAZINE TABLE	65-2442MT	HPL Veneer	42	24	16	70	11.9	W/P\$ 1612
----------------	-----------	---------------	----	----	----	----	------	------------

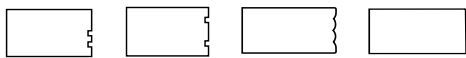


Must Specify (in this order):

- Model #
- Top Material
- Finish/Color
- Edge

Description

- Standard with: Veneer Slab Ends and Apron Rail, with Adjustable Glides
- Choose from HPL (P) or Veneer (W) Top in Four Edge Profiles; [See Colors and Details](#)
- Ships Fully Assembled



Double Kerf Duo Flute Square

P = HPL W = Veneer

For ordering options, [see overview at the beginning of this section.](#)

Inspiration is designed to bring function and style to open area workspaces. Freestanding lamp and magazine tables complete waiting areas, welcoming lobbies, or office spaces. Pair Inspiration tables with the complementing guest, tandem, and high occupancy seating to give guests a stylish and comfortable sitting area.

CONSTRUCTION

- Exposed wood components are manufactured using European Beech and are free of spirits, discoloration, pits, shakes, and wormholes
- Constructed with 3-ply veneer tops, 1 $\frac{3}{16}$ " thick, featuring a self edge
- Joints are double-doweled or mortised and tenoned, screwed, and glued for maximum strength and durability
- Aprons are 3-ply veneer hardwood faces
- Frames are individually hand assembled and sanded prior to being finished
- Non-marring nylon glides included in each leg at floor level
- Some assembly required

HOW TO ORDER EXAMPLE

Model No.	Description	Example
48-2424LT	Finish	TT

WOOD FINISHES

Indiana Furniture uses a multi-step, hand finishing process on all exposed wood surfaces.

Tables feature a catalyzed varnish finish which offers durability, lasting beauty, and resistance to normal wear.

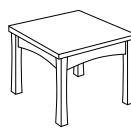
AW Artisan Walnut	LW Legacy Walnut
AS Asian Night	MW Mahogany Walnut
BW Beigewood*	MO Medium Oak*
BL Black	ORW Oak Riftwood*
CO Columbian Walnut	PNW Pinnacle Walnut
DC Dark Cherry	SCH Select Cherry
DFW Dark Forest Walnut*	SKC Shaker Cherry
WH Designer White	SBP Smoky Brown Pear*
EF Espresso	TK Studio Teak
FO Fawn Oak*	SM Sugar Maple
GC Golden Cherry	SW Sunglow Walnut
HVM Harvest Maple*	WTA Weathered Ash*
HW Harvest Walnut	WC Williamsburg Cherry

* Finish is Low Sheen


CERTIFICATIONS & COMPLIANCE

- Intertek Sustainability Certified
- BIFMA level® Certified
- BIFMA Compliant® Certified
- TSCA Title VI (CARB) Compliance
- US Green Building's LEED® Contribution

STATEMENT OF LINE

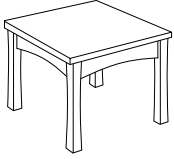


Lamp Table:
48-2424LT
([See Details](#))



Magazine Table:
48-1836MT
([See Details](#))

Item	Model No.	W	D	H	Ship Wt	Cubic Ft	List Price
LAMP TABLE	48-2424LT	24	24	21¾	27	3.0	\$ 1345



Description

- Ships KD; Some Assembly Required

Must Specify (in this order):

Model #
Finish

MAGAZINE TABLE	48-1836MT	36	18	15¾	28	2.8	\$ 1249
----------------	-----------	----	----	-----	----	-----	---------


Description

- Ships KD; Some Assembly Required

Must Specify (in this order):

Model #
Finish

For ordering options, [see overview at the beginning of this section.](#)

Open spaces really come together with Isla Lounge & Tables Collection. Create conversation settings or private areas by mixing components to fit the space and needs of the environment. Power and data options keep everyone working on-the-go.

CONSTRUCTION

- External wood parts are kiln-dried hardwoods; internal parts are structurally engineered plywood; European Beech on legs
- Joints are double-doweled or mortised and tenoned, screwed, and glued for maximum strength and durability
- Tops are ¾" thick on occasional tables, 1" thick on Laminate tops, and 1 ⅜" on Veneer tops
- Non-marring adjustable nylon guides included in each leg at floor level
- Ships fully assembled

HOW TO ORDER EXAMPLES

378-1626ET	Top Material	T
	Finish	AS
	Upholstery	Mayer Fedora Topaz
	Leg	WLEG, AS
	Power	PWRUSBA

TFL (T) LAMINATE TABLE TOP OPTIONS

WOODGRAIN

AS	Asian Night	PNW	Pinnacle Walnut
BW	Beigewood	SCH	Select Cherry
CO	Columbian Walnut	SKC	Shaker Cherry
EF	Espresso	SBP	Smoky Brown Pear
GC	Golden Cherry	TK	Studio Teak
HVM	Harvest Maple	SM	Sugar Maple
MW	Mahogany Walnut	WTA	Weathered Ash
ORW	Oak Riftwood	WC	Williamsburg Cherry

SOLID

BL	Black	PPD	Pepperdust
WH	Designer White	SG	Slate Grey
FHG	Fashion Grey	WHS	White Sand

VENEER (W) TABLE TOP OPTIONS

Veneer tops feature UVAdvantage, an ultra-violet finish, on all exposed surfaces by utilizing roll-coat UV technology.

AW	Artisan Walnut	MW	Mahogany Walnut
AS	Asian Night	MO	Medium Oak*
CO	Columbian Walnut	ORW	Oak Riftwood*
DC	Dark Cherry	SCH	Select Cherry
DFW	Dark Forest Walnut	SKC	Shaker Cherry
EF	Espresso	SBP	Smoky Brown Pear
FO	Fawn Oak*	SM	Sugar Maple
GC	Golden Cherry	SW	Sunglow Walnut
HVM	Harvest Maple	WTA	Weathered Ash*
HW	Harvest Walnut	WC	Williamsburg Cherry
LW	Legacy Walnut		

* Finish is Low Sheen

SOLID SURFACE (S) TABLE TOP OPTIONS

AR	Arroyo	SNW	Snow White
PE	Pebble Beach	SN	Starry Night
SE	Sedona	TN	Tundra

SOLID SURFACE EDGE PROFILE OPTIONS

SI Straight



LEG OPTIONS

WLEG	Wood Leg, Specify Finish	Std
CLEG	Chrome Leg	\$ N/C
PLEG	Aluminum Leg	\$ 200
	ALUM Aluminum	NOIR Noir
	MIST Mist	OYST Oyster
	SUGC Sugar Cookie	

LEG WOOD FINISHES

Indiana Furniture uses a multi-step, hand-finishing process on all exposed wood frames. Legs feature a catalyzed varnish finish offering durability, lasting beauty, and resistance to normal wear.

AW	Artisan Walnut	LW	Legacy Walnut
AS	Asian Night	MW	Mahogany Walnut
BW	Beigewood*	MO	Medium Oak*
BL	Black	ORW	Oak Riftwood*
CO	Columbian Walnut	PNW	Pinnacle Walnut
DC	Dark Cherry	SCH	Select Cherry
DFW	Dark Forest Walnut*	SKC	Shaker Cherry
WH	Designer White	SBP	Smoky Brown Pear*
EF	Espresso	TK	Studio Teak
FO	Fawn Oak*	SM	Sugar Maple
GC	Golden Cherry	SW	Sunglow Walnut
HVM	Harvest Maple*	WTA	Weathered Ash*
HW	Harvest Walnut	WC	Williamsburg Cherry

* Finish is Low Sheen

UPHOLSTERY OPTIONS

Available in single upholstery in a wide variety of graded-in or contract options, including fabric, vinyl, and leather.

POWER OPTIONS

PWRUSBA	Power and Two USB Ports, Aluminum	\$ 829
---------	-----------------------------------	--------

CERTIFICATIONS & COMPLIANCE

- CAL 117-2013 Compliance
- Intertek Sustainability Certified
- BIFMA level® Certified
- BIFMA Compliant® Certified
- TSCA Title VI (CARB) Compliance
- US Green Building's LEED® Contribution

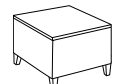
STATEMENT OF LINE



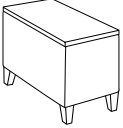
End Table:
378-1626ET
(See Details)



Lamp Table:
378-2226ET
(See Details)



Magazine Table:
378-2626MT
(See Details)

Item	Model No.		W	D	H	Ship Wt	Cubic Ft	List Price
END TABLE 	378-1626ET	TFL	16	26½	15½	42	11.0	T\$ 899
		Veneer						W\$ 1001
		Solid Surface						S\$ 1647

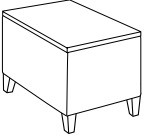
Must Specify (in this order):

- Model #
- Surface Material
- Finish/Color
- Fabric
- Leg/Color
- Optional Power

Description

- Standard with: Upholstered Chassis and Wood Legs
- Choose TFL (T), Veneer (W), or Solid Surface (S) Top; [Specify Surface Material and Color](#)
- Add Upholstery Grade Pricing to Top Material Price
- Choose from [Three Leg Options](#) and Centered [Power Option](#)

Add List Price/Grade	Yards	COM/1	2	3	4	5	6	7	8	9	10	L1	L2
Single Upholstery	1.00	\$ 0	49	90	130	191	253	342	433	541	664	310	442

LAMP TABLE 	378-2226ET	TFL	22	26½	15½	48	12.0	T\$ 943
		Veneer						W\$ 1158
		Solid Surface						S\$ 1950

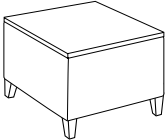
Must Specify (in this order):

- Model #
- Surface Material
- Finish/Color
- Fabric
- Leg/Color
- Optional Power

Description

- Standard with: Upholstered Chassis and Wood Legs
- Choose TFL (T), Veneer (W), or Solid Surface (S) Top; [Specify Surface Material and Color](#)
- Add Upholstery Grade Pricing to Top Material Price
- Choose from [Three Leg Options](#) and Centered [Power Option](#)

Add List Price/Grade	Yards	COM/1	2	3	4	5	6	7	8	9	10	L1	L2
Single Upholstery	1.00	\$ 0	49	90	130	191	253	342	433	541	664	310	442

MAGAZINE TABLE 	378-2626MT	TFL	26½	26½	15½	57	15.0	T\$ 998
		Veneer						W\$ 1227
		Solid Surface						S\$ 2217

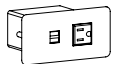
Must Specify (in this order):

- Model #
- Surface Material
- Finish/Color
- Fabric
- Leg/Color
- Optional Power

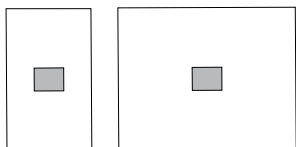
Description

- Standard with: Upholstered Chassis and Ganging Hardware
- Choose TFL (T), Veneer (W), or Solid Surface (S) Top; [Specify Surface Material and Color](#)
- Add Upholstery Grade Pricing to Top Material Price
- Choose from [Three Leg Options](#) and Centered [Power Option](#)

Add List Price/Grade	Yards	COM/1	2	3	4	5	6	7	8	9	10	L1	L2
Single Upholstery	1.00	\$ 0	49	90	130	191	253	342	433	541	664	310	442



1 Electrical Power and 2 USB Outlets



Power is centered into End, Lamp, and Magazine Tables, as shown above

T = TFL W = Veneer S = Solid Surface

For ordering options, [see overview at the beginning of this section.](#)

Jefferson echoes history and creates a timeless foundation for today's sophisticated work place. Finely crafted in select solids with walnut veneers, the tailored details of this collection accentuate our expert craftsmanship and perfect attention to detail.

CONSTRUCTION

- Veneers on exposed surfaces are select grade sliced American Black Walnut and Cherry are carefully selected and matched to assure proper balance and consistency
- Veneer and HPL tops featuring the C2 tops are 5-ply balanced construction, 1 $\frac{3}{16}$ " thick, with solid hardwood mitered rims
- Grain direction runs left to right
- All units ship with heavy duty, adjustable leveling glides to ensure proper leveling and compensation for uneven floors
- Ships KD; some assembly required

HOW TO ORDER EXAMPLE

Model No.	Description	Example
46-1824ET	Top Material	W
	Finish	LW

VENEER (W) AND PREMIUM VENEER (PV) OPTIONS

Veneer tops feature UVAdvantage, an ultra-violet finish, on all exposed surfaces by utilizing roll-coat UV technology. Apron rails and table legs use a multi-step, hand finished process with a catalyzed finish.

AW	Artisan Walnut	HW	Harvest Walnut
CO	Columbian Walnut	LW	Legacy Walnut
DC	Dark Cherry	MW	Mahogany Walnut
DFW	Dark Forest Walnut	SCH	Select Cherry
EW	Espresso	SKC	Shaker Cherry
GC	Golden Cherry	WC	Williamsburg Cherry

HPL (P) TOP OPTIONS

WOODGRAIN

CO	Columbian Walnut	SCH	Select Cherry
EF	Espresso	SKC	Shaker Cherry
GC	Golden Cherry	WC	Williamsburg Cherry
MW	Mahogany Walnut		

TABLE EDGE PROFILE

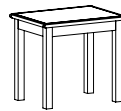


C2

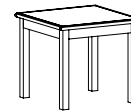
CERTIFICATIONS & COMPLIANCE

- Intertek Sustainability Certified
- BIFMA level® Certified
- BIFMA Compliant® Certified
- TSCA Title VI (CARB) Compliance
- US Green Building's LEED® Contribution

STATEMENT OF LINE



End Table:
46-1824ET
[\(See Details\)](#)

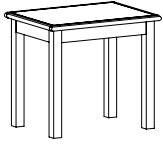


Lamp Table:
46-2424LT
[\(See Details\)](#)



Magazine Table:
46-1847MT
[\(See Details\)](#)

Item	Model No.	W	D	H	Ship Wt	Cubic Ft	List Price
END TABLE	46-1824ET	24	18	21 ²⁵ / ₃₂	27	2.0	W/P\$ 1273 PV\$ 1427

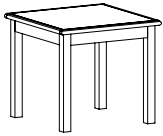
**Description**

- Available with Veneer (PV/W) or HPL (P) Top, [See Color Options and Specify](#)
- Hardwood Legs
- Shipped KD; Some Assembly Required

Must Specify (in this order):

Model #
Top Material
Finish/Color

LAMP TABLE	46-2424LT	24	24	21 ²⁵ / ₃₂	37	3.3	W/P\$ 1621 PV\$ 1816
------------	-----------	----	----	----------------------------------	----	-----	-------------------------

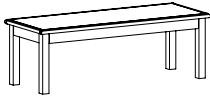
**Description**

- Available with Veneer (PV/W) or HPL (P) Top, [See Color Options and Specify](#)
- Hardwood Legs
- Shipped KD; Some Assembly Required

Must Specify (in this order):

Model #
Top Material
Finish/Color

MAGAZINE TABLE	46-1847MT	47	18	15 ²⁵ / ₃₂	42	3.4	W/P\$ 1531 PV\$ 1715
----------------	-----------	----	----	----------------------------------	----	-----	-------------------------

**Description**

- Available with Veneer (PV/W) or HPL (P) Top, [See Color Options and Specify](#)
- Hardwood Legs
- Optional 30"H Legs
- Ships KD; Some Assembly Required

Must Specify (in this order):

Model #
Top Material
Finish/Color
Leg

Leg Option: Specify & Add

SH-46	30"H Legs	20	0.9	\$ 209
-------	-----------	----	-----	--------



C2

P = HPL W = Veneer

For ordering options, [see overview at the beginning of this section.](#)

Discover the perfect table collection that goes anywhere. With a mix of materials, Jot complements a diverse range of interiors from ultra modern to classic. Its metal base, available in five refreshed colors, supports tops in solid surface, veneer, or laminate. Scaled for a perfect fit, Jot makes a great first impression front and center or corner-tucked for convenient storage. Jot's UV Advantage finish features a crystal clear topcoat developed for durability in high traffic areas.

CONSTRUCTION

- Veneer tops are ¾" thick with veneer edge bands; made of select grade, sliced Black Walnut, Cherry, Maple, or Composite species
- TFL tops are ¾" thick with a 1mm PVC edge band
- Solid surface tops are ¾" thick and are available in six colors and two edge profiles
- Bases are manufactured using ¾" steel frames and powder coated in your choice of five standard colors
- Joints on bases are mitered and fully welded for maximum strength and durability
- Tops are securely fastened to the bases with metal screws
- Ships fully assembled

HOW TO ORDER EXAMPLES

410-1412AT	Top Material	T
	Finish	TK
	Edge Detail (if applicable)	-
	Metal Base Color	ALUM

TFL (T) LAMINATE TABLE TOP OPTIONS

WOODGRAIN

AS	Asian Night	PNW	Pinnacle Walnut
BW	Beigewood	SCH	Select Cherry
CO	Columbian Walnut	SKC	Shaker Cherry
EF	Espresso	SBP	Smoky Brown Pear
GC	Golden Cherry	TK	Studio Teak
HVM	Harvest Maple	SM	Sugar Maple
MW	Mahogany Walnut	WTA	Weathered Ash
ORW	Oak Riftwood	WC	Williamsburg Cherry

SOLID

BL	Black	PPD	Pepperdust
WH	Designer White	SG	Slate Grey
FHG	Fashion Grey	WHS	White Sand

VENEER (W) TABLE TOP OPTIONS

Tops feature UVAdvantage, an ultra-violet finish, on all exposed surfaces by utilizing roll-coat UV technology.

AW	Artisan Walnut	MW	Mahogany Walnut
AS	Asian Night	MO	Medium Oak*
CO	Columbian Walnut	ORW	Oak Riftwood*
DC	Dark Cherry	SCH	Select Cherry
DFW	Dark Forest Walnut	SKC	Shaker Cherry
EF	Espresso	SBP	Smoky Brown Pear
FO	Fawn Oak*	SM	Sugar Maple
GC	Golden Cherry	SW	Sunglow Walnut
HVM	Harvest Maple	WTA	Weathered Ash*
HW	Harvest Walnut	WC	Williamsburg Cherry
LW	Legacy Walnut		

* Finish is Low Sheen

SOLID SURFACE (S) TABLE TOP OPTIONS

AR	Arroyo	SNW	Snow White
PE	Pebble Beach	SN	Starry Night
SE	Sedona	TN	Tundra

SOLID SURFACE EDGE PROFILE OPTIONS

S1	Straight
S2	Roman



Straight



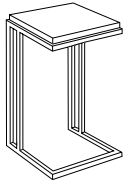
Roman

METAL BASE OPTIONS

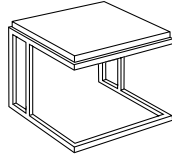
ALUM	Aluminum
MIST	Mist
NOIR	Noir
OYST	Oyster
SUGC	Sugar Cookie

CERTIFICATIONS & COMPLIANCE

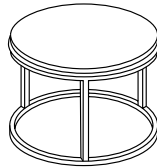
- Intertek Sustainability Certified
- BIFMA level® Certified
- BIFMA Compliant® Certified
- TSCA Title VI (CARB) Compliance
- US Green Building's LEED® Contribution



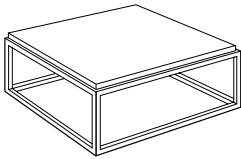
Auxiliary Table:
410-1412AT
[\(See Details\)](#)



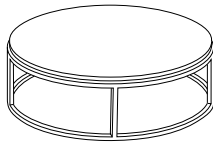
Square End Tables:
410-1818ET: 18"
410-2424ET: 24"
[\(See Details\)](#)



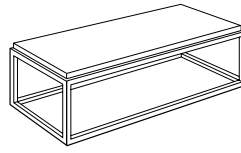
Circular End Table:
410-2020CT
[\(See Details\)](#)



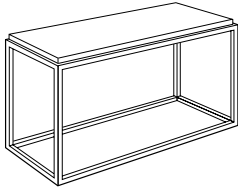
Square Cocktail Table:
410-3636SQ
[\(See Details\)](#)



Circular Cocktail Table:
410-3636CT
[\(See Details\)](#)

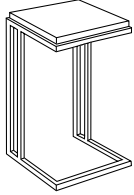


Rectangular Cocktail Table:
410-2248MT
[\(See Details\)](#)



Console Table:
410-1848ST
[\(See Details\)](#)

Item	Model No.		W	D	H	Ship Wt	Cubic Ft	List Price
AUXILIARY TABLE	410-1412AT	TFL	12½	14	26½	46	8.6	T\$ 1218
		Veneer						W\$ 1369
		Solid Surface						S\$ 2222



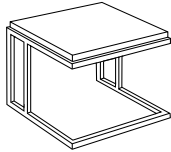
Must Specify (in this order):

Model #
Top Material
Finish/Color
Edge Profile (if applicable)
Base Color

Description

- Standard with: Decorative Metal Base and Nylon Glides
- Select Your Choice of TFL (T), Veneer (W), or Solid Surface (S) Top; [See Top and Base Color Options](#)

Item	Model No.		W	D	H	Ship Wt	Cubic Ft	List Price
SQUARE END TABLE	410-2424ET	TFL	24	24	20	46	8.6	T\$ 1202
		Veneer						W\$ 1468
		Solid Surface						S\$ 2599
	410-1818ET	TFL	18	18	20	34	5.1	T\$ 1122
		Veneer						W\$ 1323
		Solid Surface						S\$ 2161



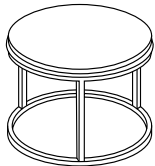
Must Specify (in this order):

Model #
Top Material
Finish/Color
Edge Profile (if applicable)
Base Color

Description

- Standard with: Decorative Metal Base and Nylon Glides
- Select Your Choice of TFL (T), Veneer (W), or Solid Surface (S) Top; [See Top and Base Color Options](#)

Item	Model No.		W	D	H	Ship Wt	Cubic Ft	List Price
CIRCULAR END TABLE	410-2020CT	TFL	20	20	20	36	6.2	T\$ 1090
		Veneer						W\$ 1392
		Solid Surface						S\$ 4061



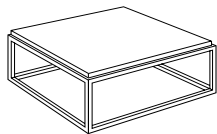
Must Specify (in this order):

Model #
Top Material
Finish/Color
Edge Profile (if applicable)
Base Color

Description

- Standard with: Decorative Metal Base and Adjustable Levelers
- Select Your Choice of TFL (T), Veneer (W), or Solid Surface (S) Top; [See Top and Base Color Options](#)

Item	Model No.		W	D	H	Ship Wt	Cubic Ft	List Price
SQUARE COCKTAIL TABLE	410-3636SQ	TFL	36	36	15	68	13.4	T\$ 1440
		Veneer						W\$ 1742
		Solid Surface						S\$ 4310



Must Specify (in this order):

Model #
Top Material
Finish/Color
Edge Profile (if applicable)
Base Color

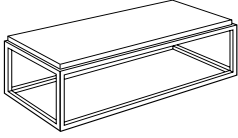
Description

- Standard with: Decorative Metal Base and Nylon Glides
- Select Your Choice of TFL (T), Veneer (W), or Solid Surface (S) Top; [See Top and Base Color Options](#)

T = TFL W = Veneer S = Solid Surface

For ordering options, [see overview at the beginning of this section.](#)

Item	Model No.		W	D	H	Ship Wt	Cubic Ft	List Price
RECTANGULAR COCKTAIL TABLE	410-2248MT	TFL	48	22	15	92	11.0	T\$ 1372
		Veneer						W\$ 1623
		Solid Surface						S\$ 3526



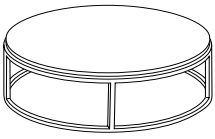
Must Specify (in this order):

Model #
Top Material
Finish/Color
Edge Profile (if applicable)
Base Color

Description

- Standard with: Decorative Metal Base and Nylon Glides
- Select Your Choice of TFL (T), Veneer (W), or Solid Surface (S) Top; [See Top and Base Color Options](#)

CIRCULAR COCKTAIL TABLE	410-3636CT	TFL	36	36	15	68	13.4	T\$ 1361
		Veneer						W\$ 1730
		Solid Surface						S\$ 6207



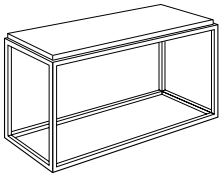
Must Specify (in this order):

Model #
Top Material
Finish/Color
Edge Profile (if applicable)
Base Color

Description

- Standard with: Decorative Metal Base and Adjustable Levelers
- Select Your Choice of TFL (T), Veneer (W), or Solid Surface (S) Top; [See Top and Base Color Options](#)

CONSOLE TABLE	410-1848ST	TFL	48	18	28	86	17.4	T\$ 1476
		Veneer						W\$ 1755
		Solid Surface						S\$ 3342



Must Specify (in this order):

Model #
Top Material
Finish/Color
Edge Profile (if applicable)
Base Color

Description

- Standard with: Decorative Metal Base and Adjustable Levelers
- Select Your Choice of TFL (T), Veneer (W), or Solid Surface (S) Top; [See Top and Base Color Options](#)

T = TFL W = Veneer S = Solid Surface

For ordering options, [see overview at the beginning of this section.](#)

Create a variety of looks from refined transitional to clean contemporary with an abundance of finishes and edge details. Madera features ultra violet finish for long lasting beauty in corporate environments, as well as a premium veneer option, which offers a grade of veneer exceeding the general commercial market standards.

CONSTRUCTION

- Choose from premium veneer or select veneer on exposed surfaces in American Black Walnut, White Oak, Cherry, or Maple species
- Veneer tops are available in the 6 edge profiles and have a 5-ply balanced construction, 1 $\frac{3}{16}$ " thick, with hardwood rims
- High pressure laminate (HPL) tops have a 3-ply balanced construction, 1 $\frac{3}{16}$ " thick, with solid hardwood rims
- Grain direction runs left to right
- All units ship with heavy duty, adjustable leveling glides to ensure proper leveling and compensation for uneven floors
- Ships fully assembled

HOW TO ORDER EXAMPLE

Model No.	Description	Example
14-1824ET	Top Material	W
	Finish	AW
	Edge Profile	X

VENEER (W) AND PREMIUM VENEER (PV) OPTIONS

Veneer tops feature UVAdvantage, an ultra-violet finish, on all exposed surfaces by utilizing roll-coat UV technology.

AW	Artisan Walnut	HW	Harvest Walnut
CO	Columbian Walnut	LW	Legacy Walnut
DC	Dark Cherry	MW	Mahogany Walnut
DFW	Dark Forest Walnut	MO	Medium Oak*
EF	Espresso	SCH	Select Cherry
FO	Fawn Oak*	SKC	Shaker Cherry
GC	Golden Cherry	SM	Sugar Maple
HVM	Harvest Maple	WC	Williamsburg Cherry

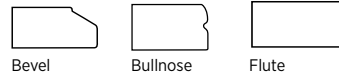
* Finish is Low Sheen

HPL (P) LAMINATE OPTIONS

CO	Columbian Walnut	SCH	Select Cherry
EF	Espresso	SKC	Shaker Cherry
GC	Golden Cherry	SM	Sugar Maple
HVM	Harvest Maple	WC	Williamsburg Cherry
MW	Mahogany Walnut		

TABLE EDGE PROFILE

B	Bevel
D	Bullnose
X	Flute
A	Radius
Y	Square
E	Tri-Round



Bevel

Bullnose

Flute



Radius

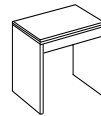
Square

Tri-Round

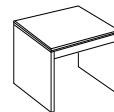
CERTIFICATIONS & COMPLIANCE

- Intertek Sustainability Certified
- BIFMA level® Certified
- BIFMA Compliant® Certified
- TSCA Title VI (CARB) Compliance
- US Green Building's LEED® Contribution

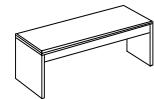
STATEMENT OF LINE



End Table:
14-1824ET
[\(See Details\)](#)

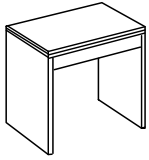


Lamp Table:
14-2828LT
[\(See Details\)](#)



Magazine Table:
14-1847MT
[\(See Details\)](#)

Item	Model No.		W	D	H	Ship Wt	Cubic Ft	List Price	
END TABLE	14-1824ET	Veneer or HPL	24	18	21 $\frac{1}{16}$	48	7.6	W/P\$	1281
		Premium Veneer						PV\$	1500



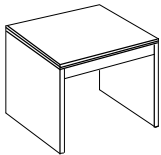
Description

- Standard with: Left to Right Grain Direction on Worksurface, Vertical Grain Direction on Solid End Panels
- Available in Premium Veneer (PV) or Standard Veneer (W); [See Finish Options and Specify](#)
- Available with Veneer (PV/W) or HPL (P) Top; [See Color Options and Specify](#)
- Ships Assembled

Must Specify (in this order):

- Model
- Premium or Standard Veneer
- Chassis
- Top Surface Material
- Finish/Color
- Edge Profile

LAMP TABLE	14-2828LT	Veneer or HPL	28	28	21 $\frac{1}{16}$	56	12.3	W/P\$	1658
		Premium Veneer						PV\$	1944



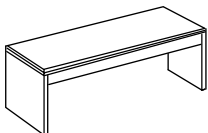
Description

- Standard with: Left to Right Grain Direction on Worksurface, Vertical Grain Direction on Solid End Panels
- Available in Premium Veneer (PV) or Standard Veneer (W); [See Finish Options and Specify](#)
- Available with Veneer (PV/W) or HPL (P) Top; [See Color Options and Specify](#)
- Ships Assembled

Must Specify (in this order):

- Model
- Premium or Standard Veneer
- Chassis
- Top Surface Material
- Finish/Color
- Edge Profile

MAGAZINE TABLE	14-1847MT	Veneer or HPL	47	18	15 $\frac{1}{16}$	75	9.9	W/P\$	1400
		Premium Veneer						PV\$	1639



Description

- Standard with: Left to Right Grain Direction on Worksurface, Vertical Grain Direction on Solid End Panels
- Available in Premium Veneer (PV) or Standard Veneer (W); [See Finish Options and Specify](#)
- Available with Veneer (PV/W) or HPL (P) Top; [See Color Options and Specify](#)
- Ships Assembled

Must Specify (in this order):

- Model #
- Surface Material
- Finish/Color
- Edge Profile



Bevel




Bullnose



Flute



Radius



Square



Tri-Round

P = HPL W = Veneer PV = Premium Veneer

For ordering options, [see overview at the beginning of this section.](#)

In partnership with Edge Design, a UK-based company, we welcome Me, Myself & I.

With the growth of open and breakout areas in the working environments, Me, Myself & I provides a relaxed and collective seating and tables solution.

CONSTRUCTION

- Exposed parts are manufactured using European Beech
- Joints are double-doweled or mortised and tenoned, screwed, and glued for maximum strength and durability
- Frames are individually hand assembled and sanded prior to being finished; Legs are 9¾"H on the rectangular table and 14"H on the square table
- Non-marring nylon glides included in each leg at floor level
- Tables have 1½" thick HPL surface with 1mm PVC edge band
- Square edge profile
- Ships fully assembled

HOW TO ORDER EXAMPLE

Model No.	Description	Example
MMIT-2	Leg Finish	BW
	Top Color	WH

HPL (P) LAMINATE OPTIONS ON TABLES TOPS

WOODGRAIN

AS	Asian Night	PNW	Pinnacle Walnut
BW	Beigewood	SCH	Select Cherry
CO	Columbian Walnut	SKC	Shaker Cherry
EF	Espresso	SBP	Smoky Brown Pear
GC	Golden Cherry	TK	Studio Teak
HVM	Harvest Maple	SM	Sugar Maple
MW	Mahogany Walnut	WTA	Weathered Ash
ORW	Oak Riftwood	WC	Williamsburg Cherry

SOLID


WH	Designer White
----	----------------

WOOD FINISHES AVAILABLE ON LEGS

AW	Artisan Walnut	LW	Legacy Walnut
AS	Asian Night	MW	Mahogany Walnut
BW	Beigewood*	MO	Medium Oak*
BL	Black	ORW	Oak Riftwood*
CO	Columbian Walnut	PNW	Pinnacle Walnut
DC	Dark Cherry	SCH	Select Cherry
DFW	Dark Forest Walnut*	SKC	Shaker Cherry
WH	Designer White	SBP	Smoky Brown Pear*
EF	Espresso	TK	Studio Teak
FO	Fawn Oak*	SM	Sugar Maple
GC	Golden Cherry	SW	Sunglow Walnut
HVM	Harvest Maple*	WTA	Weathered Ash*
HW	Harvest Walnut	WC	Williamsburg Cherry

* Finish is Low Sheen

TABLE EDGE PROFILE




Square

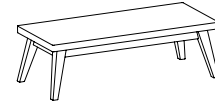
CERTIFICATIONS & COMPLIANCE

- Intertek Sustainability Certified
- BIFMA level® Certified
- BIFMA Compliant® Certified
- TSCA Title VI (CARB) Compliance
- US Green Building's LEED® Contribution

STATEMENT OF LINE



Square Table:
MMIT-1
[\(See Details\)](#)

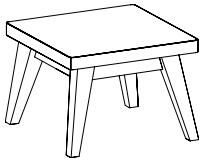


Rectangle Table:
MMIT-2
[\(See Details\)](#)

ME, MYSELF & I

TABLES BY EDGE DESIGN (MMI SERIES)

Item	Model No.	W	D	H	Ship Wt	Cubic Ft	List Price
SQUARE TABLE	MMIT-1	22	22	16	31	10.8	\$ 950



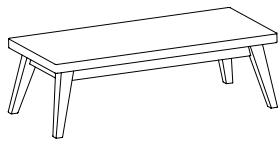
Description

- Features Square Edge Profile
- Available with Contrasting Top and Leg Color; [See Colors and Specify](#)

Must Specify (in this order):

Model #
Leg Finish
Top Color

RECTANGLE TABLE	MMIT-2	51	22	16	66	25.9	\$ 1295
-----------------	--------	----	----	----	----	------	---------



Description

- Features Square Edge Profile
- Available in Contrasting Surface and Leg Color; [See Colors and Specify](#)

Must Specify (in this order):

Model #
Leg Finish
Top Color



Square

For ordering options, [see overview at the beginning of this section.](#)

Crafted in American veneers, Phoenix's clean, transitional styling is at ease in both contemporary and traditional settings. It is a perfect choice for value-minded companies who want a sophisticated, yet uncomplicated, solution.

CONSTRUCTION

- Veneers on exposed surfaces are select grade sliced American Black Walnut and Cherry, and are carefully selected and matched to assure proper balance and consistency
- Veneer tops are 5-ply balanced construction and 1 $\frac{1}{32}$ " thick. High pressure laminate (HPL) tops are 3-ply balanced construction and 1 $\frac{1}{32}$ " thick
- Grain direction runs left to right
- All units ship with heavy duty, adjustable leveling glides to ensure proper leveling and compensation for uneven floors
- Some assembly required

HOW TO ORDER EXAMPLE

Model No.	Description	Example
21-1847MT	Top Material	P
	Finish	SKC

VENEER (W) OPTIONS

Veneer features UVAdvantage, an ultra-violet finish, on all exposed surfaces by utilizing roll-coat UV technology. Apron rails and table legs use a multi-step, hand finished process with a catalyzed finish.

AW	Artisan Walnut	HW	Harvest Walnut
CO	Columbian Walnut	LW	Legacy Walnut
DC	Dark Cherry	MW	Mahogany Walnut
DFW	Dark Forest Walnut	SCH	Select Cherry
EW	Espresso	SKC	Shaker Cherry
GC	Golden Cherry	WC	Williamsburg Cherry

HPL (P) TOP OPTIONS

CO	Columbian Walnut	SCH	Select Cherry
EF	Espresso	SKC	Shaker Cherry
GC	Golden Cherry	WC	Williamsburg Cherry
MW	Mahogany Walnut		

TABLE EDGE PROFILE

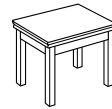


Phoenix

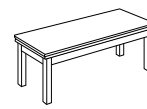
CERTIFICATIONS & COMPLIANCE

- Intertek Sustainability Certified
- BIFMA level® Certified
- BIFMA Compliant® Certified
- TSCA Title VI (CARB) Compliance
- US Green Building's LEED® Contribution

STATEMENT OF LINE

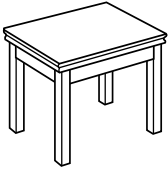


End Table:
21-1824ET
([See Details](#))



Magazine Table:
21-1847MT
([See Details](#))

Item	Model No.		W	D	H	Ship Wt	Cubic Ft	List Price	
END TABLE	21-1824ET	HPL Veneer	18	24	22	25	2.0	P\$ 871 W\$ 919	



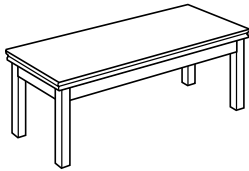
Description

- Available with Veneer (W) or HPL (P) Top, [See Color Options and Specify](#)
- Shipped KD; Some Assembly Required

Must Specify (in this order):

Model #
Top Material
Finish/Color

MAGAZINE TABLE	21-1847MT	HPL Veneer	47	18	16	42	3.4	P\$ 1135 W\$ 1240	
----------------	-----------	---------------	----	----	----	----	-----	----------------------	--



Description

- Available with Veneer (W) or HPL (P) Top, [See Color Options and Specify](#)
- Shipped KD; Some Assembly Required
- Optional 30" Leg; See Below

Leg Option: Specify & Add

30H-2SQ	30"H Legs					20	0.9	\$ 209	
---------	-----------	--	--	--	--	----	-----	--------	--

Must Specify (in this order):

Model #
Top Material
Finish/Color
Leg



Phoenix

P = HPL W = Veneer

For ordering options, [see overview at the beginning of this section.](#)

Plush Lounge seamlessly brings together the endurance needed for commercial spaces with the relaxed comforts of home. Introducing a smart range of freestanding and modular seating components, along with coordinating tables, that provide the flexibility and comfort needed in today's ever-changing environments.

CONSTRUCTION

- Exposed wood parts are kiln-dried hardwoods, selected from the highest grades of plain sliced hardwood veneers and are free of spirits, discoloration, pits, shakes, and wormholes
- Joints are mortised and tenoned, screwed, and glued for maximum strength and durability
- Maple Wood Legs are 2"Wx2½Dx6"H; Metal Legs are 2"Wx2"Dx6"H
- Non-marring adjustable nylon glides included at floor level
- Table tops are ¾" thick and feature a vertical square profiled edge



- Ships fully assembled

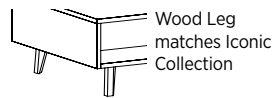

HOW TO ORDER EXAMPLES

TABLE		
620-2445CT	Top Material	W
	Finish/Color	ORW
	Cabinet Accent	CAPPD
	Leg	PLALUM
	Leg Finish	-
	Power Location	C
	Power	01-DUOBEZELS

TABLE LEG OPTIONS

Plush cocktail table comes standard with Black or Aluminum Metal legs. Optional Wood Leg matches our Iconic Caseloads Collection. Must Specify Leg and Color.

PLBLK	Black Metal Leg	STD
PLALUM	Aluminum Metal Leg	STD
ICON	Wood Leg (<i>Matches the Iconic Collection</i>)	\$ 308



LEG WOOD FINISHES

Indiana Furniture uses a multi-step, hand finishing process on all exposed wood. Table legs feature a catalyzed varnish finish which offers durability, lasting beauty, and resistance to normal wear.

AW	Artisan Walnut	LW	Legacy Walnut
AS	Asian Night	MW	Mahogany Walnut
BW	Beigewood*	MO	Medium Oak*
BL	Black	ORW	Oak Riftwood*
CO	Columbian Walnut	PNW	Pinnacle Walnut
DC	Dark Cherry	SCH	Select Cherry
DFW	Dark Forest Walnut*	SKC	Shaker Cherry
WH	Designer White	SBP	Smoky Brown Pear*
EW	Espresso	TK	Studio Teak
FO	Fawn Oak*	SM	Sugar Maple
GC	Golden Cherry	SW	Sunglow Walnut
HVM	Harvest Maple*	WTA	Weathered Ash*
HW	Harvest Walnut	WC	Williamsburg Cherry

*Finish is Low Sheen

VENEER TABLES WITH VENEER (W) OR HPL (P) TOP OPTIONS

Veneer tables feature UVAdvantage, an ultra-violet finish, on all exposed surfaces by utilizing roll-coat UV technology.

Veneer tables available with Veneer (W) or HPL (P) Top. Must specify Top Material and Finish Color. Tables are available with contrasting chassis and leg colors.

AW	Artisan Walnut	MW	Mahogany Walnut**
AS	Asian Night**	MO	Medium Oak*
CO	Columbian Walnut**	ORW	Oak Riftwood*, **
DC	Dark Cherry	SCH	Select Cherry**
DFW	Dark Forest Walnut	SKC	Shaker Cherry**
EF	Espresso**	SBP	Smoky Brown Pear**
FO	Fawn Oak*	SM	Sugar Maple**
GC	Golden Cherry**	SW	Sunglow Walnut
HVM	Harvest Maple**	WTA	Weathered Ash*, **
HW	Harvest Walnut	WC	Williamsburg Cherry**
LW	Legacy Walnut		

*Finish is Low Sheen

**HPL Color Options with Veneer Tables

See Next Page for TFL/HPL Top Colors

TFL TABLES WITH TFL (T) OR HPL (P) TOP OPTIONS

TFL tables available with TFL (T) or HPL (P) Top. Must specify Top Material and Color.

WOODGRAIN

AS	Asian Night	PNW	Pinnacle Walnut
BW	Beigewood	SCH	Select Cherry
CO	Columbian Walnut	SKC	Shaker Cherry
EF	Espresso	SBP	Smoky Brown Pear
GC	Golden Cherry	TK	Studio Teak
HVM	Harvest Maple	SM	Sugar Maple
MW	Mahogany Walnut	WTA	Weathered Ash
ORW	Oak Riftwood	WC	Williamsburg Cherry

SOLID

BL	Black	WH	Designer White
----	-------	----	----------------

INTERIOR CABINET TABLE ACCENT HPL (P) OPTIONS

Select Veneer tables feature an optional interior HPL accent color. See specific veneer tables for details.

CABL	Black	CAPPD	Pepperdust
CABSH	Blush	CASG	Slate Grey
CAWH	Designer White	CASV	Summer Vacation
CAENL	Enamel	CASUS	Surfin USA
CAFHG	Fashion Grey	CAWHS	White Sand
CAFK	First Kiss		




TABLE POWER OPTIONS

Power Options + Locations: Specify the grommet, power, and location.





Grommet	<i>Specify</i>		\$ 72
Black	GBR60		
Silver	GSR60		
Additional Power and Grommet Accessories, See Plush seating section			
D150 Wireless Charger			\$ 380
Wireless & Three (3) USB Ports			
Black	01-DOCK150B		
White	01-DOCK150W		
D950 Wireless & USB Charger			\$ 249
Wireless Charging			
Black	01-DOCK950B		
White	01-DOCK950W		
ECA Cove			\$ 915
One (1) Electrical Power and Two (2) USB Outlets			
Black	01-COVIUBL		
Silver	01-COVIUAL		

TABLE POWER OPTIONS CONTINUE




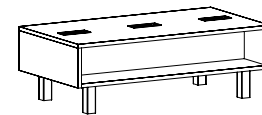
DUOBEZEL			\$ 633
Two (2) Electrical Power and Two (2) USB Outlets			
Black	01-DUOBEZELB		
White	01-DUOBEZELS		
Silver	01-DUOBEZELW		
TRIOBEZEL			\$ 680
Three (3) Electrical Power, Two (2) USB Outlets, and One (1) Open Data Port			
Black	01-TRIOBEZELB		
White	01-TRIOBEZELS		
Silver	01-TRIOBEZELW		
<i>Open Port Options for TRIOBEZEL</i>			
VGA Data Port	01-LCOMVGA		\$ 114
HDMI Data Port (Open Market Only)	01-LCOMHDMI		\$ 155
RJ45 Data Port	01-LCOMRJ45		\$ 74
DPORT4			\$ 1025
Two (2) USB Outlets, and Two (2) Open Data Port			
Aluminum	01-DPORT4A		
Black	01-DPORT4B		
<i>Port Options for DPORTS</i>			
USB Port	01-USBPORT		\$ 151
Voice Coupler	01-VOICE1		\$ 69
Data Port	01-RJ4DATA		\$ 156

TABLE POWER LOCATIONS

NONE	None	LC	Left and Centered
C	Centered	RC	Right and Centered
R	Right	LR	Left and Right
L	Left	LCR	Left, Right and Centered



L/R: 6" from ends and 12" from front
C: 22 1/2" from ends and 12" from front

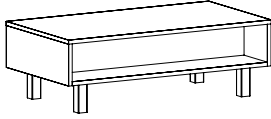
Cocktail Table Shown with Metal Leg and Three TRIOBEZEL on Left and Right and Center

All power options available in Left, Right and Center.

CERTIFICATIONS & COMPLIANCE

- CAL 117-2013 Compliance
- Intertek Sustainability Certified
- BIFMA level® Certified
- BIFMA Compliant® Certified
- TSCA Title VI (CARB) Compliance
- US Green Building's LEED® Contribution

Item	Model No.		W	D	H	Ship Wt	Cubic Ft	List Price	
COCKTAIL TABLE	620-2445CT	Veneer/HPL	45	24	15	77	9.4	W/P\$	2035
		Veneer Chassis							
	620-2445CTT	TFL	45	24	15	77	9.4	T\$	1243
		TFL Chassis						P\$	1357



Shown with Metal Leg

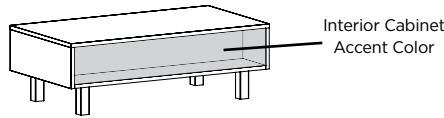
Must Specify (in this order):
 Model #
 Top Material
 Finish/Color
 Cabinet Accent Color (Veneer Only)
 Leg
 Leg Finish/Color
 Power Location
 Power

Description

- Standard with: Metal Legs
- Chassis Available in Veneer (W) or TFL (T); See [Veneer Finishes](#) and [TFL Color Options](#) and Specify
- Top Available with Veneer (W), TFL (T) or HPL (P), See [Veneer/HPL Finishes](#) and [TFL/HPL Color Options](#) and Specify
- Primary Finish and Wood Legs Available in Contrasting Finish Colors
- 9"D Cubby Area on Both Sides of the Table
- Optional Cabinet Interior Accent Color Available on Veneer Tables Only; [See Color Options and Specify](#)
- See [Leg Options](#) and [Power Options](#)

Veneer Table Cabinet Accent Option: Specify Color & Add

Interior Cabinet Table Accent Color	Available on Veneer Tables Only; See Color Options and Specify	\$ 180
-------------------------------------	---	--------



For ordering options, [see overview at the beginning of this section.](#)

In partnership with Edge Design, a UK-based company, we welcome Spirit.

Spirit has a refined and inviting form, and capitalizes on versatility and comfort. Complete your waiting area, welcoming lobby, or office space with Spirit tables.

CONSTRUCTION

- Non-marring nylon glides included in each leg at floor level
- Tables have 1" TFL or 1½" HPL surface thickness with 1mm PVC edge band and Square edge profile
- Bases are comprised of bent wire frames or hardwood legs securely attached to a metal substructure.
- Black or Aluminum Powder Coat, and Chrome wireframes
- Ships fully assembled

HOW TO ORDER EXAMPLE

Model No.	Description	Example
ST11C	Top Color	WTA
	Base	STWFA

TFL (T) AND HPL (P) LAMINATE TABLE OPTIONS

WOODGRAIN

AS	Asian Night	PNW	Pinnacle Walnut
BW	Beigewood	SCH	Select Cherry
CO	Columbian Walnut	SKC	Shaker Cherry
EF	Espresso	SBP	Smoky Brown Pear
GC	Golden Cherry	TK	Studio Teak
HVM	Harvest Maple	SM	Sugar Maple
MW	Mahogany Walnut	WTA	Weathered Ash
ORW	Oak Riftwood	WC	Williamsburg Cherry

SOLID

BL	Black	PPD	Pepperdust
WH	Designer White	SG	Slate Grey
FHG	Fashion Grey	WHS	White Sand

TABLE BASE OPTIONS

Not all bases are available on each model. Check availability on pricing pages.

STWFA	Wireframe, Aluminum	N/C
STWFB	Wireframe, Black	N/C
STWFC	Wireframe, Chrome	\$ 55
SLBO	4-Star Wood Base, Blonde Oak	N/C
SLSPW	4-Star Wood Base, Spiced Walnut	N/C

TABLE EDGE PROFILE



Square

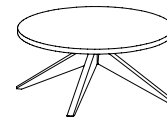
CERTIFICATIONS & COMPLIANCE

- Intertek Sustainability Certified
- BIFMA level® Certified
- BIFMA Compliant® Certified
- TSCA Title VI (CARB) Compliance
- US Green Building's LEED® Contribution

STATEMENT OF LINE

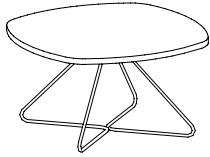


Spirit Table:
ST11C: TFL
ST11CH: HPL
[\(See Below\)](#)



Spirit Round Table:
SLT-1W: TFL
SLT-1WH: HPL
[\(See Below\)](#)

Item	Model No.		W	D	H	Ship Wt	Cubic Ft	List Price	
SPIRIT TABLE	ST11C	TFL	27	27	17	31	11.4	T\$	797
	ST11CH	HPL	27	27	17	31	11.4	P\$	962



Must Specify (in this order):

- Model #
- Top Color
- Base Color

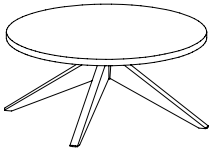
Description

- Standard with: 1" TFL Top or 1½" HPL Top ([See Top Colors and Specify](#)) and Wireframe Base (See Below)
- Features Square Edge Profile

Leg Option: Specify & Add

STWFA	Wireframe, Aluminum	N/C
STWFB	Wireframe, Black	N/C
STWFC	Wireframe, Chrome	\$ 55

SPIRIT ROUND TABLE	SLT-1W	TFL	31½	31½	14½	31	11.4	T\$	1405
	SLT-1WH	HPL	31½	31½	14½	31	11.4	P\$	1557



Must Specify (in this order):

- Model #
- Top Color
- Base Color

Description

- Standard with: 1" TFL Top or 1½" HPL Top ([See Top Colors and Specify](#)) and 4-Star Swivel Wood Base (Select Blonde Oak or Spiced Walnut)
- Features Square Edge Profile



Square

T = TFL P = HPL

For ordering options, [see overview at the beginning of this section.](#)

Topsy table's classic square style is a go-to when you need an understated table with looks that say reliability. Turvy tables give an extra punch of style with the tapered legs and curvy appeal. Both available in wood, laminate, or solid surface tops with powder coated metal frames in five colors.

CONSTRUCTION

- Square and Rectangular models feature a 1" thick top; Round models feature ¾" thick top
- Veneer tops are made of select grade, sliced Black Walnut, Oak, Cherry, Maple, or Composite species
- TFL Laminate tops have a 1mm PVC edge band
- Solid surface tops are available in six colors and two edge profiles
- Bases are manufactured using steel frames and powder coated in your choice of five standard colors
- Joints on bases are mitered and fully welded for maximum strength and durability
- Tops are securely fastened to the bases with metal screws
- Ships fully assembled

HOW TO ORDER EXAMPLES

521-2626ET	Top Material	S
	Finish	AR
	Edge Detail (if applicable)	S1
	Metal Base Color	MIST

TFL (T) LAMINATE TABLE TOP OPTIONS

WOODGRAIN

AS	Asian Night	PNW	Pinnacle Walnut
BW	Beigewood	SCH	Select Cherry
CO	Columbian Walnut	SKC	Shaker Cherry
EF	Espresso	SBP	Smoky Brown Pear
GC	Golden Cherry	TK	Studio Teak
HVM	Harvest Maple	SM	Sugar Maple
MW	Mahogany Walnut	WTA	Weathered Ash
ORW	Oak Riftwood	WC	Williamsburg Cherry

SOLID

BL	Black	PPD	Pepperdust
WH	Designer White	SG	Slate Grey
FHG	Fashion Grey	WHS	White Sand

VENEER (W) TABLE TOP OPTIONS

Tops feature UVAdvantage, an ultra-violet finish, on all exposed surfaces by utilizing roll-coat UV technology.

AW	Artisan Walnut	MW	Mahogany Walnut
AS	Asian Night	MO	Medium Oak*
CO	Columbian Walnut	ORW	Oak Riftwood*
DC	Dark Cherry	SCH	Select Cherry
DFW	Dark Forest Walnut	SKC	Shaker Cherry
EF	Espresso	SBP	Smoky Brown Pear
FO	Fawn Oak*	SM	Sugar Maple
GC	Golden Cherry	SW	Sunglow Walnut
HVM	Harvest Maple	WTA	Weathered Ash*
HW	Harvest Walnut	WC	Williamsburg Cherry
LW	Legacy Walnut		

* Finish is Low Sheen

SOLID SURFACE (S) TABLE TOP OPTIONS

AR	Arroyo	SNW	Snow White
PE	Pebble Beach	SN	Starry Night
SE	Sedona	TN	Tundra

SOLID SURFACE EDGE PROFILE OPTIONS

S1	Straight
S2	Roman



Straight Roman

METAL BASE OPTIONS

ALUM	Aluminum
MIST	Mist
NOIR	Noir
OYST	Oyster
SUGC	Sugar Cookie

CERTIFICATIONS & COMPLIANCE

- Intertek Sustainability Certified
- BIFMA level® Certified
- BIFMA Compliant® Certified
- TSCA Title VI (CARB) Compliance
- US Green Building's LEED® Contribution

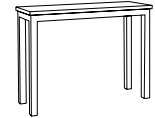
STATEMENT OF LINE



Square End Table:
521-2626ET
([See Details](#))



Square Magazine Table:
521-4040MT
([See Details](#))



Rectangular Console Table:
521-4014CT
([See Details](#))



Round End Table:
521-2626RET
([See Details](#))



Round Magazine Table:
521-4040RMT
([See Details](#))



Round Console Table:
521-4014RCT
([See Details](#))

Item	Model No.		W	D	H	Ship Wt	Cubic Ft	List Price	
SQUARE END TABLE	521-2626ET	TFL	26¼	26¼	26¾	48	13.2	T\$	2258
		Veneer						W\$	2388
		Solid Surface						S\$	3893



Must Specify (in this order):

Model #
Top Material
Edge (if applicable)
Base Color

Description

- Standard with: 2" Powder Coated Steel Metal Base and Adjustable Levelers
- Choose a TFL, Veneer, or Solid Surface Top
- [See Top Options, Base Color Options and Specify](#)

SQUARE MAGAZINE TABLE	521-4040MT	TFL	40½	40½	18¾	78	20.4	T\$	2595
		Veneer						W\$	2836
		Solid Surface						S\$	6572



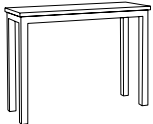
Must Specify (in this order):

Model #
Top Material
Edge (if applicable)
Base Color

Description

- Standard with: 2" Powder Coated Steel Metal Base and Adjustable Levelers
- Choose a TFL, Veneer, or Solid Surface Top
- [See Top Options, Base Color Options and Specify](#)

RECTANGULAR CONSOLE TABLE	521-4014CT	TFL	40½	14	30¾	50	12.5	T\$	2416
		Veneer						W\$	2533
		Solid Surface						S\$	4022



Must Specify (in this order):

Model #
Top Material
Edge (if applicable)
Base Color

Description

- Standard with: 2" Powder Coated Steel Metal Base and Adjustable Levelers
- Choose a TFL, Veneer, or Solid Surface Top
- [See Top Options, Base Color Options and Specify](#)

T = TFL W = Veneer S = Solid Surface

For ordering options, [see overview at the beginning of this section.](#)

TOPSY TURVY™

COCKTAIL, END + MAGAZINE TABLES (521 SERIES)

Item	Model No.		W	D	H	Ship Wt	Cubic Ft	List Price	
ROUND END TABLE	521-2626RET	TFL	26¼	26¼	26¾	36	13.2	T\$	2047
		Veneer						W\$	2345
		Solid Surface						S\$	4531



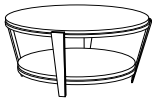
Must Specify (in this order):

Model #
Top Material
Edge (if applicable)
Base Color

Description

- Standard with: Tapered Steel Metal Base and Lower Storage Shelf
- Choose a TFL, Veneer, or Solid Surface Top;
- [See Top Options, Base Color Options and Specify](#)

ROUND MAGAZINE TABLE	521-4040RMT	TFL	40½	40½	18¾	63	20.4	T\$	2389
		Veneer						W\$	3031
		Solid Surface						S\$	7842



Must Specify (in this order):

Model #
Top Material
Edge (if applicable)
Base Color

Description

- Standard with: Tapered Steel Metal Base and Lower Storage Shelf
- Choose a TFL, Veneer, or Solid Surface Top
- [See Top Options, Base Color Options and Specify](#)

ROUND CONSOLE TABLE	521-4014RCT	TFL	40½	14	30¾	38	12.5	T\$	2303
		Veneer						W\$	2659
		Solid Surface						S\$	4404



Must Specify (in this order):

Model #
Top Material
Edge (if applicable)
Base Color

Description





















- Standard with: Tapered Steel Metal Base and Lower Storage Shelf
- Choose a TFL, Veneer, or Solid Surface Top
- [See Top Options, Base Color Options and Specify](#)

T = TFL W = Veneer S = Solid Surface

For ordering options, [see overview at the beginning of this section.](#)

Surface Materials

Wood Finishes and Woodgrain, Solid, and 3D Laminates







					
Beigewood (BW) TFL, HPL, Seating*	Sugar Maple (SM) Veneer, TFL, HPL, Seating	Oak Riftwood (ORW) Veneer*, TFL, HPL, Seating*	Sunglow Walnut (SW) Veneer, Seating	Fawn Oak (FO) Veneer*, Seating*	Weathered Ash (WTA) Veneer*, TFL, HPL, Seating*
					
Smoky Brown Pear (SBP) Veneer, TFL, HPL, Seating*	Asian Night (AS) Veneer, TFL, HPL, Seating	Studio Teak (TK) TFL, HPL, Seating	Pinnacle Walnut (PNW) TFL, HPL, Seating	Harvest Maple (HVM) Veneer, TFL, HPL, Seating*	Medium Oak (MO) Veneer*, Seating*
					
Golden Cherry (GC) Veneer, TFL, HPL, Seating	Legacy Walnut (LW) Veneer, Seating	Artisan Walnut (AW) Veneer, Seating	Shaker Cherry (SKC) Veneer, TFL, HPL, Seating	Select Cherry (SCH) Veneer, TFL, HPL, Seating	Williamsburg Cherry (WC) Veneer, TFL, HPL, Seating
					
Harvest Walnut (HW) Veneer, Seating	Dark Cherry (DC) Veneer, Seating	Mahogany Walnut (MW) Veneer, TFL, HPL, Seating	Columbian Walnut (CO) Veneer, TFL, HPL, Seating	Dark Forest Walnut (DFW) Veneer, Seating*	Espresso (EW/EF) Veneer, TFL, HPL, Seating
					
Designer White (WH) TFL, HPL, Seating	White Sand (WHS) TFL, HPL	Fashion Grey (FHG) TFL, HPL	Pepperdust (PPD) TFL, HPL	Slate Grey (SG) TFL, HPL	Black (BL) TFL, HPL, Seating
					
Pewter Mesh (PTM) HPL (training tables only)	Steel Mesh (STM) HPL (training tables only)	Matte White (WH3) 3D Laminate (Iconic Only)	Concrete (CR3) 3D Laminate (Iconic Only)	Matte Black (BL3) 3D Laminate (Iconic Only)	Enamel (ENL) HPL Accent (Iconic Only)
					
Blush (BSH) HPL Accent (Iconic Only)	First Kiss (FK) HPL Accent (Iconic Only)	Surfin USA (SUS) HPL Accent (Iconic Only)	Summer Vacation (SV) HPL Accent (Iconic Only)		

* Finish is Low Sheen







Frosted & High Gloss Acrylics

				
Frosted (FSTA)	White (WHA)	Wired Mercury (WMA)	Graphite (GPA)	Black (BLA)

Solid Surfaces

					
Snow White (SNW)	Pebble Beach (PE)	Sedona (SE)	Arroyo (AR)	Tundra (TN)	Starry Night (SN)

Metal Options

					
Oyster White (OYST)	Sugar Cookie (SUGC)	Aluminum (ALUM)	Chrome (CHRM)	Mist (MIST)	Black (BLK) / Noir (NOIR)

Colors represented are high-resolution reproductions and may vary slightly from the actual product. To order samples, please contact our Customer Service team or order online at www.indianafurniture.com. Graining and finish colors may vary yet will continue to complement, across Veneer, HPL, TFL, and Seating products due to the inherent differences of these materials.

Indiana[®]

FURNITURE

1224 Mill Street
PO Box 270
Jasper, Indiana 47547-0270

Tel 812.482.5727
Toll 800.422.5727
Fax 812.482.9035
sales@indianafurniture.com
www.indianafurniture.com

Federal Classification: Small Business

©2022 Indiana Furniture 4/22

