

ARLINGTON

Casegoods Series

Price List

Effective 3.15.09

Add 3.75% List Price Increase Effective May 1, 2011

INDIANA
FURNITURE

**INDIANA FURNITURE
PRODUCT WARRANTY**

Indiana Furniture warrants the products manufactured by it to be free from defects in material and workmanship as follows: (a) casegoods for a period of twelve (12) years of single shift service from the date of purchase; and (b) seating for a period of five (5) years of single shift service from the date of purchase with the exception of the Marquee Series, which shall be covered for a period of twelve (12) years of single shift service from the date of purchase.

During the applicable warranty period, Indiana Furniture, as its sole obligation, will repair or replace (at its option) any product, part, or component covered by this warranty and sold after June 1, 2010, which fails under normal use as a result of a defect in material or workmanship. Indiana Furniture will repair or replace the aforementioned product, part, or component with a comparable product, part or component.

This warranty extends only to the original purchasers who acquire new Indiana Furniture products through authorized dealers, or from others specifically authorized by Indiana Furniture to sell its products. Any product, part, or component must have been installed and maintained according to Indiana Furniture's published instructions in order to be eligible for coverage under this warranty and must not have been subject to misuse or abuse. Any improper assembly, modification, alteration, attachment, misuse, abuse, or negligent use by the purchaser or the dealer will void this warranty. Indiana Furniture does not warrant the performance of the product when used in combination with other than original Indiana Furniture products.

This warranty covers all defects encountered in the normal use of Indiana Furniture products, but does not apply to the following:

- damage caused by carrier
- COM/COL (Customers Own Material/Leather) specified
- color, grain or texture of wood and other covering materials due to natural variations
- changes in wood or fabric color due to aging or exposure to light
- defects or damages arising out of the coverage of furniture tops with glass or other foreign materials
- normal wear and tear

As the manufacturer of your furniture, Indiana Furniture stands behind its craftsmanship and pledges to do everything it can to resolve, as quickly as possible, any problems you may have within the terms and conditions of this warranty.

If you encounter a defect covered by the foregoing warranty, you should contact the dealer from whom the product was purchased. In the event the dealer is unable to resolve your warranty issues, you should contact Indiana Furniture. Please ensure that you have all of the pertinent facts when contacting the dealer or Indiana Furniture, including the model number and factory order number from the inspection label attached to the product.

You may contact us as follows:

Telephone:
1-812-482-5727
1-800-422-5727 USA
1-800-362-9470 Canada
1-812-482-9035 Facsimile

Email:
custserv@indianafurniture.com

Mail:
Indiana Furniture
Attn: Quality Assurance Manager
1224 Mill Street, P.O. Box 270
Jasper, Indiana 47547-0270

This document includes all of the warranties given and remedies available with respect to the products manufactured by Indiana Furniture. Indiana Furniture disclaims any other warranties, whether expressed or implied, statutory or otherwise, to the extent legally permissible.

TO THE EXTENT ALLOWED BY LAW, ANY IMPLIED WARRANTIES, INCLUDING ANY WARRANTY OF MERCHANTABILITY OR FITNESS FOR A PARTICULAR PURPOSE, ARE EXPRESSLY DISCLAIMED.

INDIANA FURNITURE SHALL NOT BE LIABLE FOR LOSS OF TIME, CONVENIENCE, COMMERCIAL LOSS OR INCIDENTAL OR CONSEQUENTIAL DAMAGES ARISING FROM ANY PRODUCT DEFECT.



VENEER

Veneers on exposed surfaces are select grade sliced American Black Walnut and are carefully selected and matched to assure proper balance and consistency.

TOPS

High pressure laminate tops are 3-ply balanced construction, 1 1/16" thick with solid hardwood rims. Grain direction runs left to right unless otherwise noted.

CHASSIS CONSTRUCTION

Pedestals are of mortised and tenoned construction with all joints securely fastened with screws, hardwood screw rail brackets and glue blocks. Solid hardwood parting rails assure a sturdy pedestal. Bases are solid hardwood with mitered corners. Superior construction offers tight tolerances and long term durability. All units equipped with heavy-duty adjustable glides to ensure proper leveling and compensate for uneven floors.

DRAWERS

All drawer fronts are standard with elegant walnut bookmatched veneer faces. Fronts are 3-ply construction and 3/4" thick. Drawer sides and backs are constructed with 7/16" thick oak-grained medium density fiberboard. Drawers are constructed with 1/8" thick oak-grained hardboard bottoms. Lateral files have 1/4" thick bottoms for storage applications. Drawers are assembled to assure maximum strength and durability.

DRAWER SUSPENSION

File drawers have high quality, progressive full extension slides with precision steel ball bearings to ensure a smooth, quiet operation. Tray and box drawers are equipped with 3/4" extension ball bearing roller suspensions. All suspensions have a lifetime warranty.

FILING HARDWARE

All file drawers are standard with custom fitted filing systems designed to accommodate a variety of filing requirements. Legal width file drawers provide legal filing front to back, and letter or legal filing side to side. Letter width file drawers provide letter filing front to back, and letter or legal filing side to side.

LOCKING MECHANISM

Central locking is standard on all desks. One key in the lock cylinder locks all drawers in the desk. Removable lock cylinders allow for units to be re-keyed at a later date if required. Units are shipped randomly keyed as standard.

FINISH

The multi-step, finish process used by Indiana Furniture provides years of lasting beauty. High quality finish materials offer distinctive grain clarity and superior resistance to normal wear and easy maintenance.

ARLINGTON 2900 INTERIOR DRAWER DIMENSIONS

Item	Drawers	W	L	D
29-3672DP	Tray	12 5/16	19 1/4	1 29/32
29-3066DP	File	12 5/16	19 1/4	8 29/32
	Box	12 5/16	19 1/4	3 2 1/32
	Center	29 1/2	19 1/4	1 29/32
29-3672LP	Tray	12 5/16	19 1/4	1 29/32
29-3672RP	File	12 5/16	19 1/4	8 29/32
	Box	12 5/16	19 1/4	3 2 1/32
	Center	27 9/16	19 1/4	1 29/32
29-3066LP	Tray	12 5/16	19 1/4	1 29/32
29-3066RP	File	12 5/16	19 1/4	8 29/32
	Box	12 5/16	19 1/4	3 2 1/32
	Center	21 9/16	19 1/4	1 29/32
29-3060DP	Tray	12 5/16	19 1/4	1 29/32
	File	12 5/16	19 1/4	8 29/32
	Box	12 5/16	19 1/4	3 2 1/32
29-3060LP	Tray	12 5/16	19 1/4	1 29/32
	File	12 5/16	19 1/4	8 29/32
	Box	12 5/16	19 1/4	3 2 1/32
29-3060RP	Tray	12 5/16	19 1/4	1 29/32
	File	12 5/16	19 1/4	8 29/32
	Box	12 5/16	19 1/4	3 2 1/32
29-2142LF	Tray	12 5/16	16 1/4	1 29/32
	File	12 5/16	16 1/4	8 29/32
	Box	12 5/16	16 1/4	3 2 1/32
29-2445LF	Box	12 5/16	16 1/4	3 2 1/32
29-2445RF	Box	12 5/16	16 1/4	3 2 1/32
29-2142LR	Box	12 5/16	16 1/4	8 29/32
29-2142RR	File	12 5/16	16 1/4	3 2 1/32
29-2445LR	Box	12 5/16	16 1/4	8 29/32
29-2445RR	File	12 5/16	16 1/4	3 2 1/32
29-2072SC	Tray	15 5/16	16 1/8	1 29/32
29-2072KC	File	15 5/16	16 1/8	8 29/32
29-2072LC	Box	15 5/16	16 1/8	3 2 1/32
29-2072RC	Box	15 5/16	16 1/8	3 2 1/32
29-2066SC	Tray	12 5/16	16 1/8	1 29/32
29-2066KC	File	12 5/16	16 1/8	8 29/32
29-2066LC	Box	12 5/16	16 1/8	3 2 1/32
29-2066RC	Box	12 5/16	16 1/8	3 2 1/32
29-2030L2	File	24 13/16	16 1/8	9 2 1/32
29-2060DL	File	24 13/16	16 1/8	9 2 1/32
29-2072LL	File	24 13/16	16 1/8	9 2 1/32
29-2072RL	File	24 13/16	16 1/8	9 2 1/32
29-2036L4	File	30 11/16	16 1/8	8 7/32
29-2036L2	File	30 11/16	16 1/8	8 7/32
29-3672TD	Tray	21 9/16	19 1/4	1 29/32
29-3066TD	Tray	21 9/16	19 1/4	1 29/32
29-2648LP	Tray	12 5/16	19 1/4	1 29/32
29-2648RP	File	12 5/16	19 1/4	8 29/32
	Box	12 5/16	19 1/4	3 2 1/32

Add 3.75% List Price Increase Effective May 1, 2011

How To Order:

29 - 3672DP - RM - P - A
 | | | | |
 Series Model # Finish Top Pull

Finish Options:

HC Heritage Cherry on Walnut
 IW Imperial Walnut
 RM Royal Mahogany

Top Options:

P High Pressure Laminate

Edge Detail:



Traditional

All units are standard with a traditional edge detail.

Pull Options:



A



B

Quick Ship:

Select sku's are IN STOCK. Heritage Cherry on Walnut and Royal Mahogany finishes are in stock with A pulls. Imperial Walnut is in stock with B pulls.

Quantities are limited to 5 per sku. Contact Customer Service at 800-422-5727 for more information.

ARLINGTON 2900 SERIES

Standard Options

GROMMET LOCATIONS

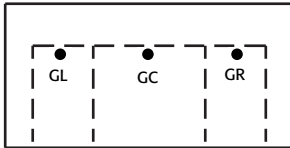
Add upcharge of \$41 list for each grommet.

Specify grommet locations.

- GL - Grommet Left
- GC - Grommet Center
- GR - Grommet Right

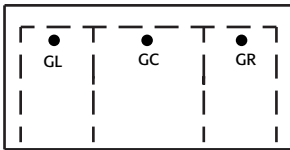
Example: 29-3066LP-GR (Grommet Right)

Grommets may be ordered in non-standard locations. Please attach a drawing to the purchase order showing the location of the grommet.



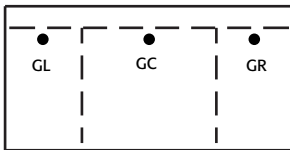
29-3672DP
29-3672LP
29-3672RP

GL/GR - 12" from ends, 23" from user side.
GC - 23" from user side.



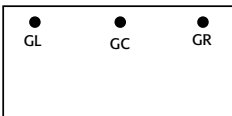
29-3066DP
29-3066LP
29-3066RP

GL/GR - 9" from ends, 23" from user side.
GC - 23" from user side.



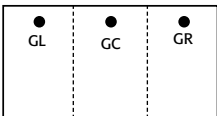
29-3060DP
29-3060LP
29-3060RP

GL/GR - 9" from ends, 23" from user side.
GC - 23" from user side.



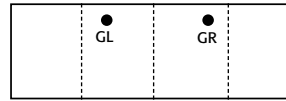
29-2450UF
29-2450UFH
29-2442UF
29-2442UFH

GL/GR - 4" from ends, 19½" from user side.
GC - 20" from user side.



29-2445LR
29-2445RR
29-2445LF
29-2445RF

GL/GR - 5" from ends, 20" from user side.
GC - 20" from user side.

GROMMET LOCATIONS - CONTINUED

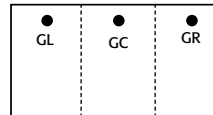
29-2072KC
29-2072LC
29-2072RC
29-2072LL
29-2072RL

GL/GR - 22½" from ends, 17¾" from user side.



29-2066KC
29-2066LC
29-2066RC

GL/GR - 19½" from ends, 17¾" from user side.



29-2142RR
29-2142LR
29-2142LF
29-2142RF

GL/GR - 5" from ends, 17" from user side.
GC - 17" from user side.

LOCKING FILE DRAWERS

Locking file drawers are available on returns and credenzas.

Returns and single pedestal credenzas have optional locking file drawers with the lock positioned in the upper right corner of the file drawer. Upcharge for return or single pedestal credenza locking file drawer is \$107 list.

Double pedestal credenzas have optional locking in both file drawers with the lock positioned in the upper right corner of both file drawers. Upcharge for locking double pedestal credenzas is \$214 list.

LOCKING HUTCH DOORS

Locking doors are available on hutches. Please specify with locking and add \$60 list to the following units.

29-1572HU 29-1566HU
29-1572AH 29-1566AH

Please specify with locking and add \$48 list to the following units.

29-1536WD 29-1536AW

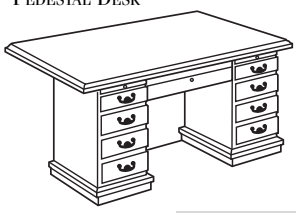
HARDWOOD DRAWER INTERIORS

Hardwood drawer interiors may be ordered on all units. Please contact Customer Service for pricing.

NOTE: STANDARD OPTIONS ON THIS PAGE MAY REQUIRE ADDITIONAL LEAD TIME.

Call Customer Service for specific availability and lead time.

Item	Model No.	Description	Dimensions	List Price
EXECUTIVE DOUBLE PEDESTAL DESK	29-3672DP	<ul style="list-style-type: none"> Central Locking Letter Width Pedestals Tray/File/Box in Both Pedestals Pull Out Writing Shelves 	Width 72 Depth 36 Height 30 Chassis 64W x 24D Kneespace 31 Ship Wt. 266 Cubic Ft. 51.7	\$2010



IN STOCK

EXECUTIVE DOUBLE PEDESTAL DESK	29-3066DP	<ul style="list-style-type: none"> Central Locking Letter Width Pedestals Tray/File/Box in Both Pedestals Pull Out Writing Shelves 	Width 66 Depth 30 Height 30 Chassis 64W x 24D Kneespace 31 Ship Wt. 249 Cubic Ft. 40.3	\$1977
--------------------------------	-----------	--	--	--------



IN STOCK

EXECUTIVE DOUBLE PEDESTAL DESK	29-3060DP	<ul style="list-style-type: none"> Central Locking Letter Width Pedestals Tray/File/Box in Both Pedestals Pull Out Writing Shelves 	Width 60 Depth 30 Height 30 Chassis 58W x 24D Kneespace 25 Ship Wt. 241 Cubic Ft. 35.31	\$1890
--------------------------------	-----------	--	---	--------



IN STOCK

TABLE DESK	29-3672TD	<ul style="list-style-type: none"> One Drawer Top and Legs Shipped Separately 	Width 72 Depth 36 Height 30 Ship Wt. 120 Cubic Ft. 12.24	\$1542
	29-0202TL	• Standard Straight Legs	Cubic Ft. 3.12	Included
	29-0202QL	• Optional Queen Anne Legs	Cubic Ft. 3.12	Add: \$1177

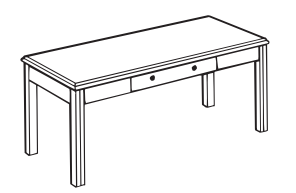
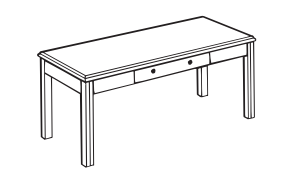


TABLE DESK	29-3066TD	<ul style="list-style-type: none"> One Drawer Top and Legs Shipped Separately 	Width 66 Depth 30 Height 30 Ship Wt. 110 Cubic Ft. 9.66	\$1360
	29-0202TL	• Standard Straight Legs	Cubic Ft. 3.12	Included
	29-0202QL	• Optional Queen Anne Legs	Cubic Ft. 3.12	Add: \$1177







How To Order:

29 - 3672DP - HC - P - A
 | | | | |
 Series Model # Finish Top Pull

Heritage Cherry on Walnut In Stock with Pull A.
 Imperial Walnut In Stock with Pull B.
 Royal Mahogany In Stock with Pull A.

For ordering options, see page 397.
 For grommet options, see page 398.
 For computer keyboard options, see pages 594-595.

Item	Model No.	Description	Dimensions	List Price
	29-3060LP	Left Ped Desk <ul style="list-style-type: none"> • Central Locking • Letter Width Pedestal • Tray/File/Box in Pedestal • Pull Out Writing Shelf 	Width 60 Depth 30 Height 30 Chassis 58W x 24D Kneespace 21 Ship Wt. 186 Cubic Ft. 35.31	\$1601
	29-2142RF	Right Return <ul style="list-style-type: none"> • Letter Width Pedestal • Tray/File/Box in Pedestal • Grommet in Back Panel 	Width 42 Depth 21 Height 30 Kneespace 25 Ship Wt. 113 Cubic Ft. 18.8	\$1240
	29-3060RP	Right Ped Desk <ul style="list-style-type: none"> • Central Locking • Letter Width Pedestal • Tray/File/Box in Pedestal • Pull Out Writing Shelf 	Width 60 Depth 30 Height 30 Chassis 58W x 24D Kneespace 21 Ship Wt. 186 Cubic Ft. 35.31	\$1601
	29-2142LF	Left Return <ul style="list-style-type: none"> • Letter Width Pedestal • Tray/File/Box in Pedestal • Grommet in Back Panel 	Width 42 Depth 21 Height 30 Kneespace 25 Ship Wt. 113 Cubic Ft. 18.8	\$1240
	29-3672LP	Left Ped Desk <ul style="list-style-type: none"> • Central Locking • Letter Width Pedestal • Tray/File/Box in Pedestal • Pull Out Writing Shelf 	Width 72 Depth 36 Height 30 Chassis 70W x 24D Kneespace 29 Ship Wt. 221 Cubic Ft. 51.7	\$1977
	29-2445RR	Right Return <ul style="list-style-type: none"> • Letter Width Pedestal • Box/File in Pedestal • Grain Direction runs Front to Back on Worksurface 	Width 45 Depth 24 Height 27 Kneespace 28 Ship Wt. 123 Cubic Ft. 19.62	\$1083
	29-3672RP	Right Ped Desk <ul style="list-style-type: none"> • Central Locking • Letter Width Pedestal • Tray/File/Box in Pedestal • Pull Out Writing Shelf 	Width 72 Depth 36 Height 30 Chassis 70W x 24D Kneespace 29 Ship Wt. 221 Cubic Ft. 51.7	\$1977
	29-2445LR	Left Return <ul style="list-style-type: none"> • Letter Width Pedestal • Box/File in Pedestal • Grain Direction runs Front to Back on Worksurface 	Width 45 Depth 24 Height 27 Kneespace 28 Ship Wt. 123 Cubic Ft. 19.62	\$1083

How To Order:





29 - 3672RP - HC - P - A
 | | | | |
 Series Model # Finish Top Pull

For ordering options, see page 397.

For grommet options, see page 398.

For computer keyboard options, see pages 594-595.

ARLINGTON 2900 SERIES

Item	Model No.	Description	Dimensions	List Price
	29-3066LP	Left Ped Desk <ul style="list-style-type: none"> • Central Locking • Letter Width Pedestal • Tray/File/Box in Pedestal • Pull Out Writing Shelf 	Width 66 Depth 30 Height 30 Chassis 64W x 24D Kneespace 23 Ship Wt. 189 Cubic Ft. 40.3	\$1727
	29-2445RR	Right Return <ul style="list-style-type: none"> • Letter Width Pedestal • Box/File in Pedestal • Grain Direction runs Front to Back on Worksurface 	Width 45 Depth 24 Height 27 Kneespace 28 Ship Wt. 123 Cubic Ft. 19.62	\$1083
	29-3066RP	Right Ped Desk <ul style="list-style-type: none"> • Central Locking • Letter Width Pedestal • Tray/File/Box in Pedestal • Pull Out Writing Shelf 	Width 66 Depth 30 Height 30 Chassis 64W x 24D Kneespace 23 Ship Wt. 189 Cubic Ft. 40.3	\$1727
	29-2445LR	Left Return <ul style="list-style-type: none"> • Letter Width Pedestal • Box/File in Pedestal • Grain Direction runs Front to Back on Worksurface 	Width 45 Depth 24 Height 27 Kneespace 28 Ship Wt. 123 Cubic Ft. 19.62	\$1083
	29-3060LP	Left Ped Desk <ul style="list-style-type: none"> • Central Locking • Letter Width Pedestal • Tray/File/Box in Pedestal • Pull Out Writing Shelf 	Width 60 Depth 30 Height 30 Chassis 58W x 24D Kneespace 21 Ship Wt. 186 Cubic Ft. 35.31	\$1601
	29-2142RR	Right Return <ul style="list-style-type: none"> • Letter Width Pedestal • Box/File in Pedestal 	Width 42 Depth 21 Height 27 Kneespace 25 Ship Wt. 109 Cubic Ft. 16.25	\$1044
	29-3060RP	Right Ped Desk <ul style="list-style-type: none"> • Central Locking • Letter Width Pedestal • Tray/File/Box in Pedestal • Pull Out Writing Shelf 	Width 60 Depth 30 Height 30 Chassis 58W x 24D Kneespace 21 Ship Wt. 186 Cubic Ft. 35.31	\$1601
	29-2142LR	Left Return <ul style="list-style-type: none"> • Letter Width Pedestal • Box/File in Pedestal 	Width 42 Depth 21 Height 27 Kneespace 25 Ship Wt. 109 Cubic Ft. 16.25	\$1044

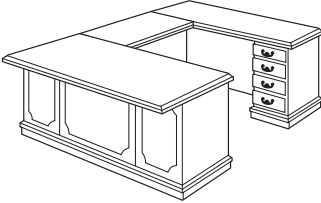
Add 3.75% List Price Increase Effective May 1, 2011

How To Order:

29 - 3066LP - HC - P - A
 | | | | |
 Series Model # Finish Top Pull

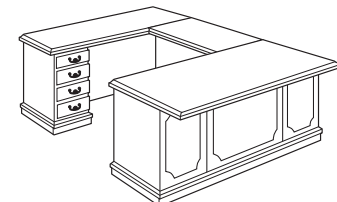
For ordering options, see page 397.

For grommet options, see page 398.

Item	Model No.	Description	Dimensions	List Price
EXECUTIVE RIGHT "U" 	29-3672LP	Left Ped Desk • Central Locking • Letter Width Pedestal • Tray/File/Box in Pedestal • Pull Out Writing Shelf	Width 72 Depth 36 Height 30 Chassis 70W x 24D Kneespace 29 Ship Wt. 221 Cubic Ft. 51.7	\$1977
	29-2450UF	Bridge • Grommet in Back Panel • Grain Direction runs Front to Back on Worksurface	Width 50 Depth 24 Height 30 Ship Wt. 75 Cubic Ft. 6.2	\$766
	NOTE: Also available with half modesty panel. Please specify 29-2450UFH at \$677 list. NOTE: Available with 42" Bridge (29-2442UF), see page 404. NOTE: Computer keyboards can not be factory installed.			
	29-2072RC	Right Ped Credenza • Legal Width Pedestal • Tray/File/Box in Pedestal • Grommet in Back Panel • Unfinished Back	Width 72 Depth 20 Height 30 Kneespace 27 Ship Wt. 150 Cubic Ft. 30.5	\$1710
29-2072RL	Optional: Right Ped Lateral File Credenza • Grommet in Back Panel • Locking File • Legal or Letter Filing • Unfinished Back	Width 72 Depth 20 Height 30 Kneespace 18 Ship Wt. 182 Cubic Ft. 30.5	\$1808	

IN STOCK

NOTE: Credenzas are recommended for application against a wall.

EXECUTIVE LEFT "U" 	29-3672RP	Right Ped Desk • Central Locking • Letter Width Pedestal • Tray/File/Box in Pedestal • Pull Out Writing Shelf	Width 72 Depth 36 Height 30 Chassis 70W x 24D Kneespace 29 Ship Wt. 221 Cubic Ft. 51.7	\$1977
	29-2450UF	Bridge • Grommet in Back Panel • Grain Direction runs Front to Back on Worksurface	Width 50 Depth 24 Height 30 Ship Wt. 75 Cubic Ft. 6.2	\$766
	NOTE: Also available with half modesty panel. Please specify 29-2450UFH at \$677 list. NOTE: Available with 42" Bridge (29-2442UF), see page 404. NOTE: Computer keyboards can not be factory installed.			
	29-2072LC	Left Ped Credenza • Legal Width Pedestal • Tray/File/Box in Pedestal • Grommet in Back Panel • Unfinished Back	Width 72 Depth 20 Height 30 Kneespace 27 Ship Wt. 150 Cubic Ft. 30.5	\$1710
29-2072LL	Optional: Left Ped Lateral File Credenza • Grommet in Back Panel • Locking File • Legal or Letter Filing • Unfinished Back	Width 72 Depth 20 Height 30 Kneespace 18 Ship Wt. 182 Cubic Ft. 30.5	\$1808	

IN STOCK

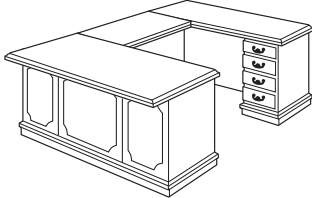
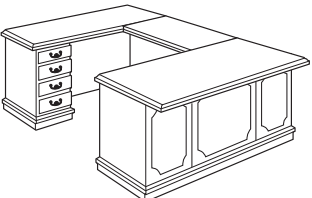
NOTE: Credenzas are recommended for application against a wall.

How To Order:

29 - 3672LP - HC - P - A
| | | | |
Series Model # Finish Top Pull

For ordering options, see page 397.
For grommet options, see page 398.
For computer keyboard options, see pages 594-595.

Heritage Cherry on Walnut In Stock with Pull A.
Imperial Walnut In Stock with Pull B.
Royal Mahogany In Stock with Pull A.

Item	Model No.	Description	Dimensions	List Price
	29-3066LP	Left Ped Desk <ul style="list-style-type: none"> • Central Locking • Letter Width Pedestal • Tray/File/Box in Pedestal • Pull Out Writing Shelf 	Width 66 Depth 30 Height 30 Chassis 64W x 24D Kneespace 23 Ship Wt. 189 Cubic Ft. 40.3	\$1727
	29-2442UF	Bridge <ul style="list-style-type: none"> • Grommet in Back Panel • Grain Direction runs Front to Back on Worksurface 	Width 42 Depth 24 Height 30 Ship Wt. 73 Cubic Ft. 4.74	\$731
	NOTE: Also available with half modesty panel. Please specify 29-2442UFH at \$645 list. NOTE: Available with 50" Bridge (29-2450UF), see page 403. NOTE: Computer keyboards can not be factory installed.			
	29-2066RC	Right Ped Credenza <ul style="list-style-type: none"> • Letter Width Pedestal • Tray/File/Box in Pedestal • Grommet in Back Panel • Unfinished Back 	Width 66 Depth 20 Height 30 Kneespace 23 Ship Wt. 139 Cubic Ft. 27.9	\$1514
NOTE: Credenzas are recommended for application against a wall.				
	29-3066RP	Right Ped Desk <ul style="list-style-type: none"> • Central Locking • Letter Width Pedestal • Tray/File/Box in Pedestal • Pull Out Writing Shelf 	Width 66 Depth 30 Height 30 Chassis 64W x 24D Kneespace 23 Ship Wt. 189 Cubic Ft. 40.3	\$1727
	29-2442UF	Bridge <ul style="list-style-type: none"> • Grommet in Back Panel • Grain Direction runs Front to Back on Worksurface 	Width 42 Depth 24 Height 30 Ship Wt. 73 Cubic Ft. 4.74	\$731
	NOTE: Also available with half modesty panel. Please specify 29-2442UFH at \$645 list. NOTE: Available with 50" Bridge (29-2450UF), see page 403. NOTE: Computer keyboards can not be factory installed.			
	29-2066LC	Left Ped Credenza <ul style="list-style-type: none"> • Letter Width Pedestal • Tray/File/Box in Pedestal • Grommet in Back Panel • Unfinished Back 	Width 66 Depth 20 Height 30 Kneespace 23 Ship Wt. 139 Cubic Ft. 27.9	\$1514

NOTE: Credenzas are recommended for application against a wall.

How To Order:

29 - 3066LP - HC - P - A
 | | | | |
 Series Model # Finish Top Pull

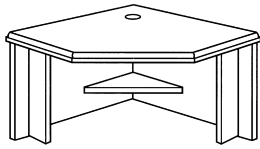
For ordering options, see page 397.

For grommet options, see page 398.

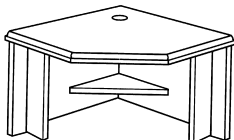
For computer keyboard options, see pages 594-595.

Add 3.75% List Price Increase Effective May 1, 2011

Item	Model No.	Description	Dimensions	List Price
CORNER UNIT	29-4242CU	<ul style="list-style-type: none"> • Freestanding Support Unit • Grommet in Top • Connects to 24 Deep Bridge Units and Executive Height Returns 	Width 42 Depth 42 Height 30 Diagonal Sit 25 1/2 Diagonal Top 25 7/16 Ship Wt. 137 Cubic Ft. 34.45	\$1154



CORNER UNIT	29-3636CU	<ul style="list-style-type: none"> • Freestanding Support Unit • Grommet in Top • Connects to 24 Deep Bridge Units and Executive Height Returns 	Width 36 Depth 36 Height 30 Diagonal Sit 18 1/8 Diagonal Top 17 Ship Wt. 126 Cubic Ft. 25.70	\$1044
-------------	-----------	--	--	--------



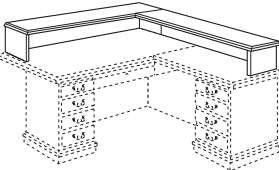
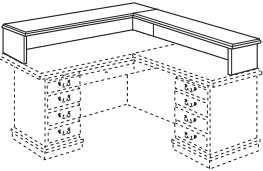
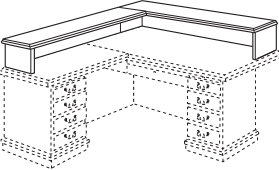
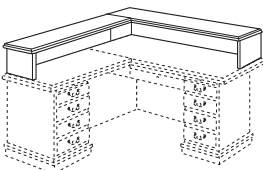
NOTE: Not all keyboards fit this unit. Recommended keyboards are 1-KCWR, 1-KCPR and 1-KC, see pages 594-595.

How To Order:

29 - 4242CU - HC - P
 | | | |
 Series Model # Finish Top

For ordering options, see page 397.

For computer keyboard options, see pages 594-595.

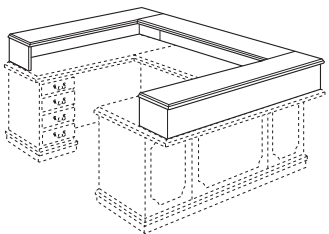
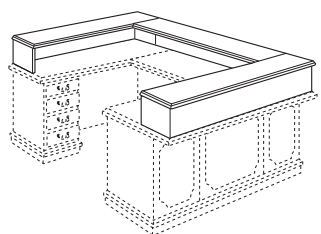
Item	Model No.	Description	Dimensions	List Price
RECEPTION RISER FOR L UNIT RIGHT L WITH 3672 DESK 	29-1272TR	Desk Transaction Riser • For Use on 29-3672LP	Width 72 Depth 12 Height 12 Ship Wt. 54 Cubic Ft. 9.7	\$1149
	29-0969RU	Right Return Riser • For Use with 29-1272TR and 29-2445RF	Width 69 Depth 9 Height 12 Ship Wt. 44 Cubic Ft. 6.83	\$1095
RECEPTION RISER FOR L UNIT RIGHT L WITH 3066 DESK 	29-1266TR	Desk Transaction Riser • For Use on 29-3066LP	Width 66 Depth 12 Height 12 Ship Wt. 51 Cubic Ft. 9.5	\$1025
	29-0963RU	Right Return Riser • For Use with 29-1266TR and 29-2445RF	Width 63 Depth 9 Height 12 Ship Wt. 42 Cubic Ft. 6.83	\$980
RECEPTION RISER FOR L UNIT LEFT L WITH 3672 DESK 	29-1272TR	Desk Transaction Riser • For Use on 29-3672RP	Width 72 Depth 12 Height 12 Ship Wt. 54 Cubic Ft. 9.7	\$1149
	29-0969LU	Left Return Riser • For Use with 29-1272TR and 29-2445LF	Width 69 Depth 9 Height 12 Ship Wt. 44 Cubic Ft. 6.83	\$1095
RECEPTION RISER FOR L UNIT LEFT L WITH 3066 DESK 	29-1266TR	Desk Transaction Riser • For Use on 29-3066RP	Width 66 Depth 12 Height 12 Ship Wt. 51 Cubic Ft. 9.5	\$1025
	29-0963LU	Left Return Riser • For Use with 29-1266TR and 29-2445LF	Width 63 Depth 9 Height 12 Ship Wt. 42 Cubic Ft. 6.83	\$980

Add 3.75% List Price Increase Effective May 1, 2011

How To Order:

For ordering options, see page 397.






29 - 1272TR - HC - P
 | | | |
 Series Model # Finish Top

Item	Model No.	Description	Dimensions	List Price
	29-1272TR	Desk Transaction Riser • For use on 29-3672LP/RP	Width 72 Depth 12 Height 12 Ship Wt. 54 Cubic Ft. 9.7	\$1149
	29-0981BU	Bridge Unit Riser • For Use with Two 29-1272TR's and 29-2450UF	Width 81 Depth 9 Height 12 Ship Wt. 44 Cubic Ft. 8.00	\$1055
	29-1272TR	Credenza Transaction Riser • For Use on 29-2072RC/LC or 29-2072RL/LL	Width 72 Depth 12 Height 12 Ship Wt. 54 Cubic Ft. 9.7	\$1149
	29-1266TR	Desk Transaction Riser • For use on 29-3066RP/LP	Width 66 Depth 12 Height 12 Ship Wt. 51 Cubic Ft. 9.5	\$1025
	29-0968BU	Bridge Unit Riser • For Use with Two 29-1266TR's and 29-2442UF	Width 68 Depth 9 Height 12 Ship Wt. 41 Cubic Ft. 6.85	\$952
	29-1266TR	Credenza Transaction Riser • For Use on 29-2066LC/RC	Width 66 Depth 12 Height 12 Ship Wt. 51 Cubic Ft. 9.5	\$1025

How To Order:

29 - 1272TR - HC - P
 | | | |
 Series Model # Finish Top

For ordering options, see page 397.

Item	Model No.	Description	Dimensions	List Price
STORAGE CREDENZA 	29-2072SC	<ul style="list-style-type: none"> • Legal Width Pedestals • Tray/File/Box in Both Pedestals • Fixed Storage Shelf Behind Doors • Unfinished Back 	Width 72 Depth 20 Height 30 Ship Wt. 234 Cubic Ft. 30.5	\$2127
IN STOCK				
NOTE: Recommended for application against a wall.				
STORAGE CREDENZA 	29-2066SC	<ul style="list-style-type: none"> • Letter Width Pedestals • Tray/File/Box in Both Pedestals • Fixed Storage Shelf Behind Doors • Unfinished Back 	Width 66 Depth 20 Height 30 Ship Wt. 217 Cubic Ft. 27.9	\$1849
IN STOCK				
NOTE: Recommended for application against a wall.				
KNEESPACE CREDENZA 	29-2072KC	<ul style="list-style-type: none"> • Legal Width Pedestals • Tray/File/Box in Both Pedestals • Grommet in Back Panel • Unfinished Back 	Width 72 Depth 20 Height 30 Kneespace 31½ Ship Wt. 197 Cubic Ft. 30.5	\$1900
IN STOCK				
NOTE: Recommended for application against a wall.				
KNEESPACE CREDENZA 	29-2066KC	<ul style="list-style-type: none"> • Letter Width Pedestals • Tray/File/Box in Both Pedestals • Grommet in Back Panel • Unfinished Back 	Width 66 Depth 20 Height 30 Kneespace 31½ Ship Wt. 185 Cubic Ft. 27.9	\$1727
IN STOCK				
NOTE: Recommended for application against a wall.				
DOUBLE LATERAL FILE CREDENZA 	29-2060DL	<ul style="list-style-type: none"> • Side to Side Filing Provides Letter or Legal Filing in Each Drawer • Independent Locking System on Each Drawer • Unfinished Back 	Width 60 Depth 20 Height 30 Ship Wt. 241 Cubic Ft. 25.4	\$2447
IN STOCK				
NOTE: Recommended for application against a wall.				

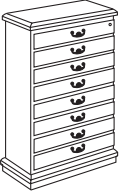
How To Order:

29 - 2072KC - HC - P - A
 | | | | |
 Series Model # Finish Top Pull


For ordering options, see page 397.
 For grommet options, see page 398.
 For computer keyboard options, see pages 594-595.

Heritage Cherry on Walnut In Stock with Pull A.
 Imperial Walnut In Stock with Pull B.
 Royal Mahogany In Stock with Pull A.

Add 3.75% List Price Increase Effective May 1, 2011


Item	Model No.	Description	Dimensions	List Price
 <p>FOUR DRAWER LATERAL FILE</p>	29-2036L4	<ul style="list-style-type: none"> Central Locking System Anti-Tilt System Finished Back 	Width 36 Depth 20 Height 56 Ship Wt. 224 Cubic Ft. 27.27	\$2561

NOTE: Recommended for application against a wall.

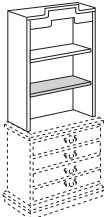
 <p>30" TWO DRAWER LATERAL FILE</p>	29-2030L2	<ul style="list-style-type: none"> Independent Locking System on Each Drawer Side to Side Filing Provides Letter or Legal Filing in Each Drawer Unfinished Back 	Width 30 Depth 20 Height 30 Ship Wt. 123 Cubic Ft. 13.1	\$1240
--	-----------	--	---	--------

IN STOCK

NOTE: Recommended for application against a wall.

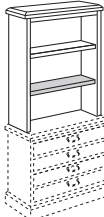
 <p>36" TWO DRAWER LATERAL FILE</p>	29-2036L2	<ul style="list-style-type: none"> Independent Locking System on Each Drawer Letter or Legal Filing Side to Side or Front to Back in Each Drawer Finished Back 	Width 36 Depth 20 Height 30 Ship Wt. 135 Cubic Ft. 15.9	\$1470
---	-----------	---	---	--------

NOTE: Recommended for application against a wall.

 <p>TOP UNIT BOOKCASE FOR 30" L2</p>	29-2848TU	<ul style="list-style-type: none"> One Adjustable Shelf Bottom Shelf Fixed with 14" Clearance For Use on 30" Two Drawer Lateral Files and 60"-66" Credenzas Unfinished Back 	Width 28 Depth 15 Height 48 Ship Wt. 73 Cubic Ft. 15.8	\$776
---	-----------	---	--	-------

IN STOCK

NOTE: Recommended for application against a wall.

 <p>TOP UNIT BOOKCASE FOR 36" L2</p>	29-1534TU	<ul style="list-style-type: none"> One Adjustable Shelf Bottom Shelf Fixed with 14" Clearance For Use on 36" Two Drawer Lateral Files Finished Back 	Width 34 Depth 15 Height 48 Ship Wt. 110 Cubic Ft. 17.49	\$941
---	-----------	---	--	-------

NOTE: Recommended for application against a wall.

How To Order:

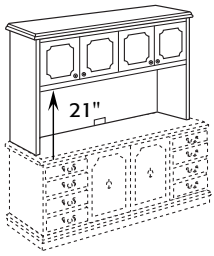
29 - 2036L2 - HC - P - A
 | | | | |
 Series Model # Finish Top Pull

For ordering options, see page 397.

For grommet options, see page 398.

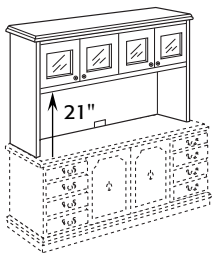
For computer keyboard options, see pages 594-595.

Heritage Cherry on Walnut In Stock with Pull A.
 Imperial Walnut In Stock with Pull B.
 Royal Mahogany In Stock with Pull A.

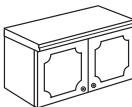
Item	Model No.	Description	Dimensions	List Price
 <p>WOOD DOOR HUTCH</p>	29-1572HU	<ul style="list-style-type: none"> For Use on 72" Credenzas Storage Behind Wood Doors Grommet Unfinished Back 	Width 72 Depth 14 Height 40 Ship Wt. 185 Cubic Ft. 29.81	\$2318
	TB-2972H	• Optional Tackboard/Specify Seating Fabric Grade 1, 2 or 3		Add: \$566
	TL-0848	• Optional Tasklight		Add: \$338
	29-1566HU	<ul style="list-style-type: none"> For Use on 66" Credenzas Storage Behind Wood Doors Grommet Unfinished Back 	Width 66 Depth 14 Height 40 Ship Wt. 169 Cubic Ft. 26.87	\$1999
	TB-2966H	• Optional Tackboard/Specify Seating Fabric Grade 1, 2 or 3		Add: \$566
	TL-0848	• Optional Tasklight		Add: \$338

IN STOCK


NOTE: Available in wood top only.
 NOTE: Recommended for application against a wall.

 <p>ACRYLIC DOOR HUTCH</p>	29-1572AH	<ul style="list-style-type: none"> For Use on 72" Credenzas Storage Behind Acrylic Doors Must Specify Clear (CA) or Frosted (FA) Acrylic Grommet Unfinished Back 	Width 72 Depth 14 Height 40 Ship Wt. 185 Cubic Ft. 29.81	\$2515
	TB-2972H	• Optional Tackboard/Specify Seating Fabric Grade 1, 2 or 3		Add: \$566
	TL-0848	• Optional Tasklight		Add: \$338
	29-1566AH	<ul style="list-style-type: none"> For Use on 66" Credenzas Storage Behind Acrylic Doors Must Specify Clear (CA) or Frosted (FA) Acrylic Grommet Unfinished Back 	Width 66 Depth 14 Height 40 Ship Wt. 169 Cubic Ft. 26.87	\$2197
	TB-2966H	• Optional Tackboard/Specify Seating Fabric Grade 1, 2 or 3		Add: \$566
	TL-0848	• Optional Tasklight		Add: \$338

NOTE: Available in wood top only.
 NOTE: Recommended for application against a wall.

 <p>WALL MOUNT HUTCH WOOD DOORS</p>	29-1536WD	<ul style="list-style-type: none"> Mounts to Wall Includes Mounting Brackets Storage Behind Wood Doors Profiled on Front Edge Only for Multiple Unit Applications. 	Width 36 Depth 15 Height 18 Ship Wt. 55 Cubic Ft. 5.9	\$1223
	TB-0136W	• Optional Wallmount Tackboard/Specify Fabric Grade 1, 2, 3		Add: \$334

NOTE: Indiana Furniture will not be held liable for wall mount hutches that are not properly installed.
 NOTE: The unit may not align suitably when configured with other 2900 units due to the traditional overhang tops on those products.

 <p>WALL MOUNT HUTCH ACRYLIC DOORS</p>	29-1536AW	<ul style="list-style-type: none"> Mounts to Wall Includes Mounting Brackets Storage Behind Acrylic Doors Must Specify Clear (CA) or Frosted (FA) Acrylic Profiled on Front Edge Only for Multiple Unit Applications. 	Width 36 Depth 15 Height 18 Ship Wt. 55 Cubic Ft. 5.9	\$1360
	TB-0136W	• Optional Wallmount Tackboard/Specify Fabric Grade 1, 2, 3		Add: \$334

NOTE: Indiana Furniture will not be held liable for wall mount hutches that are not properly installed.
 NOTE: The unit may not align suitably when configured with other 2900 units due to the traditional overhang tops on those products.

How To Order:

29 - 1572HU - HC - A
 | | | |
 Series Model # Finish Pull

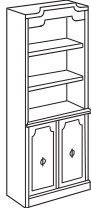
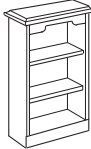
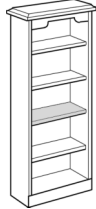
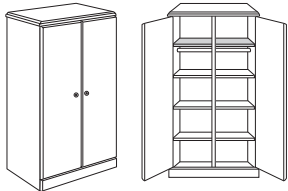
For ordering options, see page 397.

For locking option, see page 398.

For tackboard fabrics, see pages 545-551.

Heritage Cherry on Walnut In Stock with Pull A.
 Imperial Walnut In Stock with Pull B.
 Royal Mahogany In Stock with Pull A.

Add 3.75% List Price Increase Effective May 1, 2011


Item	Model No.	Description	Dimensions	List Price
 <p>DOOR BOOKCASE</p>	29-2870DB	<ul style="list-style-type: none"> • Three Adjustable Shelves • Storage Behind Hinged Doors • Unfinished Back 	Width 28 Depth 15 Height 70 Ship Wt. 138 Cubic Ft. 23.8	\$1298
IN STOCK		NOTE: Recommended for application against a wall.		
 <p>BOOKCASE</p>	29-2848BC	<ul style="list-style-type: none"> • Open Bookcase • Two Adjustable Shelves • Unfinished Back 	Width 28 Depth 15 Height 48 Ship Wt. 93 Cubic Ft. 16.00	\$915
IN STOCK		NOTE: Recommended for application against a wall.		
	29-3448BC	<ul style="list-style-type: none"> • Open Bookcase • Two Adjustable Shelves • Unfinished Back • No Header Rail 	Width 34 Depth 15 Height 48 Ship Wt. 125 Cubic Ft. 18	\$973
		NOTE: Recommended for application against a wall.		
 <p>BOOKCASE</p>	29-2870BC	<ul style="list-style-type: none"> • Open Bookcase • One Fixed Shelf • Three Adjustable Shelves • Unfinished Back 	Width 28 Depth 15 Height 70 Ship Wt. 125 Cubic Ft. 23.8	\$1154
IN STOCK		NOTE: Available in wood top only. NOTE: Recommended for application against a wall.		
	29-3470BC	<ul style="list-style-type: none"> • Open Bookcase • One Fixed Shelf • Three Adjustable Shelves • Unfinished Back • No Header Rail 	Width 34 Depth 15 Height 70 Ship Wt. 165 Cubic Ft. 25.01	\$1299
		NOTE: Available in wood top only. NOTE: Recommended for application against a wall.		
 <p>WARDROBE/STORAGE CABINET</p>	29-3670WD	<ul style="list-style-type: none"> • Two Doors • Top Shelf Fixed Behind Each Door • Coat Rod Under Fixed Shelf • Three Adjustable Shelves Behind Each Door 	Width 36 Depth 20 Height 70 Ship Wt. 310 Cubic Ft. 34.23	\$2702
		NOTE: Available in wood top only. NOTE: Recommended for application against a wall.		

How To Order:

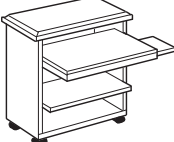
For ordering options, see page 397.

29 - 2870DB - HC - P - A
 | | | | |
 Series Model # Finish Top Pull

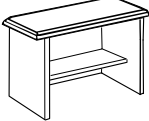
Heritage Cherry on Walnut In Stock with Pull A.
 Imperial Walnut In Stock with Pull B.
 Royal Mahogany In Stock with Pull A.

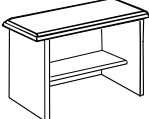
Item	Model No.	Description	Dimensions	List Price
COMPUTER DESK WITH HUTCH 	29-2648RP	<ul style="list-style-type: none"> Letter Width Pedestal Tray/File/Box in Pedestal Pull -Out Writing Shelf Pull -Out Keyboard Shelf Grommet in Back Panel Specify Ped Left (LP) or Right (RP) Unfinished Back 	Width 48	\$1448
	29-2648LP		Depth 26	
			Height 30	
			Kneespace 25	
			Ship Wt. 158	
			Cubic Ft. 24.91	
	29-1246HU	<ul style="list-style-type: none"> Optional Computer Hutch Unfinished Back 	Width 46	\$572
			Depth 12	
			Height 25	
			Ship Wt. 54	
			Cubic Ft. 10.25	

IN STOCK

MOBILE COMPUTER CART 	29-2030MC	<ul style="list-style-type: none"> Casters Provide Easy Moving Pull-Out Mouse Tray in Keyboard Drawer Pull-Out Printer Shelf Finished Back Panel with Open Clearance for Paper and Wire Management 	Width 30	\$894
			Depth 20	
			Height 30	
			Ship Wt. 103	
			Cubic Ft. 13.34	

IN STOCK

COMPUTER WORK TABLE 	29-2445CW	<ul style="list-style-type: none"> Fixed Shelf Grommet in Back Panel Grain Direction Runs Front to Back on Worksurface 	Width 45	\$1374
			Depth 24	
			Height 27	
			Ship Wt. 111	
			Cubic Ft. 21.75	
	PS-29BL	Optional 2 Paper Slots		Add: \$102
	CS-29BR	Optional Casters		Add: \$121

COMPUTER WORK TABLE 	29-2436CW	<ul style="list-style-type: none"> Fixed Shelf Grommet in Back Panel Grain Direction Runs Front to Back on Worksurface 	Width 36	\$1323
			Depth 24	
			Height 27	
			Ship Wt. 96	
			Cubic Ft. 17.58	
	PS-29BL	Optional 2 Paper Slots		Add: \$102
	CS-29BR	Optional Casters		Add: \$121

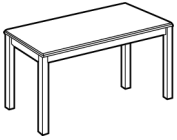
How To Order:


29 - 2648RP - HC - P
 | | | |
 Series Model # Finish Top


For ordering options, see page 397.
 For computer keyboard options, see pages 594-595.

Heritage Cherry on Walnut In Stock with Pull A.
 Imperial Walnut In Stock with Pull B.
 Royal Mahogany In Stock with Pull A.


Add 3.75% List Price Increase Effective May 1, 2011

Item	Model No.	Description	Dimensions	List Price
	29-3672WT	<ul style="list-style-type: none"> • Work Table • Shipped KD 	Width 72 Depth 36 Height 30 Ship Wt. 125 Cubic Ft. 11.39	\$1119
	29-3060WT	<ul style="list-style-type: none"> • Work Table • Shipped KD 	Width 60 Depth 30 Height 30 Ship Wt. 89 Cubic Ft. 8.04	\$922

	29-3636CT	<ul style="list-style-type: none"> • 36" Diameter • Hardwood Base • Accommodates 3-4 Chairs • Top and Base Shipped Separately 	Width 36 Depth 36 Height 30 Ship Wt. 37 Cubic Ft. 13.95	\$1514
	1-0606QB	<ul style="list-style-type: none"> • Queen Anne Base 	Ship Wt. 26	Included

	29-4242CT	<ul style="list-style-type: none"> • 42" Diameter • Hardwood Base • Accommodates Four Chairs • Top and Base Shipped Separately 	Width 42 Depth 42 Height 30 Ship Wt. 47 Cubic Ft. 15.02	\$1635
	1-0606QB	<ul style="list-style-type: none"> • Queen Anne Base 	Ship Wt. 26	Included

IN STOCK

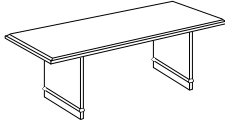
	29-4848CT	<ul style="list-style-type: none"> • 48" Diameter • Hardwood Base • Accommodates Five Chairs • Top and Base Shipped Separately 	Width 48 Depth 48 Height 30 Ship Wt. 63 Cubic Ft. 16.25	\$2034
	1-0606QB	<ul style="list-style-type: none"> • Queen Anne Base 	Ship Wt. 26	Included

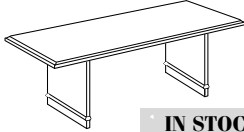
How To Order:

For ordering options, see page 397.

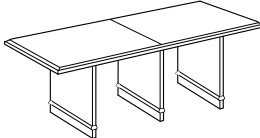
29 - 3672WT - HC - P
 | | | |
 Series Model # Finish Top

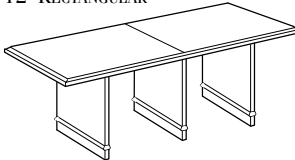
Heritage Cherry on Walnut In Stock with Pull A.
 Imperial Walnut In Stock with Pull B.
 Royal Mahogany In Stock with Pull A.

Item	Model No.	Description	Dimensions		List Price
CONFERENCE TABLE 6' RECTANGULAR 	29-3672RT	<ul style="list-style-type: none"> • One-Piece Top • Two Bases • Accommodates Six Chairs • Top and Bases Shipped Separately 	Width	72	\$1547
			Depth	36	
			Height	30	
			Ship Wt.	98	
			Cubic Ft.	12.68	
	29-2828TB	• Standard Rectangular Base	Ship Wt.	54	Included
	1-0606QB	• Optional Queen Anne Base	Ship Wt.	26	Add: \$469

CONFERENCE TABLE 8' RECTANGULAR 	29-4296RT	<ul style="list-style-type: none"> • One-Piece Top • Two Bases • Accommodates Eight Chairs • Top and Bases Shipped Separately 	Width	96	\$1866
			Depth	42	
			Height	30	
			Ship Wt.	147	
			Cubic Ft.	15.95	
	29-2828TB	• Standard Rectangular Base	Ship Wt.	54	Included
	1-0606QB	• Optional Queen Anne Base	Ship Wt.	26	Add: \$469

IN STOCK

CONFERENCE TABLE 10' RECTANGULAR 	29-48120RT	<ul style="list-style-type: none"> • Two-Piece Top • Three Bases • Accommodates Ten Chairs • Top and Bases Shipped Separately 	Width	120	\$2353
			Depth	48	
			Height	30	
			Ship Wt.	198	
			Cubic Ft.	22.03	
	29-2828TB	• Standard Rectangular Base	Ship Wt.	54	Included
	1-0606QB	• Optional Queen Anne Base	Ship Wt.	26	Add: \$702

CONFERENCE TABLE 12' RECTANGULAR 	29-48144RT	<ul style="list-style-type: none"> • Two-Piece Top • Three Bases • Accommodates Twelve Chairs • Top and Bases Shipped Separately 	Width	144	\$3865
			Depth	48	
			Height	30	
			Ship Wt.	315	
			Cubic Ft.	22.03	
	29-2828TB	• Standard Rectangular Base	Ship Wt.	54	Included
	1-0606QB	• Optional Queen Anne Base	Ship Wt.	26	Add: \$702

How To Order:

29 - 3672RT - HC - P
 | | | |
 Series Model # Finish Top

For ordering options, see page 397.

Heritage Cherry on Walnut In Stock with Pull A.
 Imperial Walnut In Stock with Pull B.
 Royal Mahogany In Stock with Pull A.

Add 3.75% List Price Increase Effective May 1, 2011

**This page left blank
for new product introductions.**