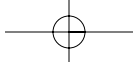




ARLINGTON
TRADITIONAL SPLENDOR

INDIANA
FURNITURE



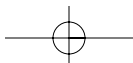
ONE

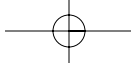
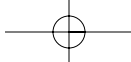
RELY ON US

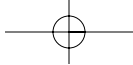
ARLINGTON
TRADITIONAL SPLENDOR

ARLINGTON OFFERS ALL THE GRACE AND EMBELLISHMENTS ASSOCIATED WITH TRADITIONAL STYLING WITH AN ADDED EMPHASIS ON VALUE. FINELY CRAFTED IN SELECT SOLIDS WITH WALNUT VENEERS AND HIGH PRESSURE LAMINATE WORKSURFACES, ARLINGTON ENSURES QUALITY AND EXPERT CRAFTSMANSHIP WITH A SELECTION OF CONFIGURATIONS FOR TODAY'S HANDSOME WORKSPACES.

SHOWN RIGHT IN ROYAL MAHOGANY FINISH WITH 184PB SWIVEL SEATING IN STYLISH L950 BLACK LEATHER.

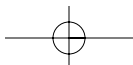


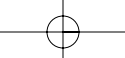




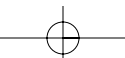

SHOWN ABOVE IN HERITAGE CHERRY FINISH WITH 124 SWIVEL SEATING. SHOWN TOP RIGHT IN IMPERIAL WALNUT FINISH WITH 104 SWIVEL SEATING. SHOWN RIGHT BOTTOM IN IMPERIAL WALNUT FINISH WITH 184PB SWIVEL SEATING.

THREE





AN ASSORTMENT OF U AND L
CONFIGURATIONS PAIRED WITH
UNIQUE STORAGE COMPONENTS
PROMOTES WORKSPACE
FUNCTIONALITY. RECEPTION,
COMPUTER SUPPORT, AND
CONFERENCE PRODUCTS ROUND
OUT THE COLLECTION FOR A
TOTAL FACILITY SOLUTION.





FIVE

EDGE / PULLS

DETAILS

- SELECT GRADE AMERICAN WALNUT VENEERS AND DURABLE HIGH PRESSURE LAMINATE TOPS ARE AVAILABLE IN ALL THREE FINISHES.
- HARDWOOD EDGE RIMS PROVIDE A SOLID, LASTING TOP.
- A DURABLE, HIGH QUALITY, MULTI-STEP FINISH PROCESS ACCENTUATES GRAIN CLARITY AND PROVIDES SUPERIOR RESISTANCE TO NORMAL WORKSURFACE WEAR.
- CHASSIS CONSISTS OF MORTISE AND TENON PEDESTAL CONSTRUCTION WITH ALL JOINTS SECURELY FASTENED WITH HARDWOOD SCREW RAILS, BRACKETS, SCREWS, AND GLUE BLOCKS. THIS SUPERIOR CONSTRUCTION OFFERS A TIGHT TOLERANCE FOR LONG TERM PRODUCT DURABILITY AND STABILITY.
- ALL DRAWER SLIDES CARRY A LIFETIME WARRANTY. BOX DRAWERS FEATURE 3/4 EXTENSION SLIDES. FILE DRAWERS FEATURE FULL EXTENSION SLIDES.
- DRAWER FRONTS FEATURE FRENCH DOVETAIL DRAWER CONSTRUCTION FOR MAXIMUM STRENGTH. DRAWERS ARE FINISHED WITH OAK-GRAIN LAMINATE INTERIORS FOR A SMOOTH FEEL AND QUALITY APPEARANCE.



TRADITIONAL EDGE



ANTIQUE BRASS PULL (A)



ANTIQUE BRASS PULL (B)



WRITING SHELF

ALL DESK PEDESTALS INCLUDE AN EXTENDABLE PULL-OUT WRITING SHELF THAT EXPANDS WORKSURFACE AREA FOR IMMEDIATE TASKS AT HAND.



MANAGE WIRES

ROUTE POWER AND DATA CABLES AWAY FROM DESKTOPS FOR CLUTTER FREE WORKSURFACES. GROMMETS ARE STANDARD IN BACK PANELS OF RETURNS, BRIDGES, CREDENZAS, AND HUTCH UNITS.




FILE DRAWERS/LOCKING

FILE DRAWERS FEATURE HEAVY DUTY FULL EXTENSION SLIDES THAT SUPPORT HEAVY LOADS AND PROVIDE ENTIRE DRAWER ACCESS. DESKS FEATURE CENTRAL LOCKING WHICH LOCKS ALL DESK DRAWERS WITH THE TURN OF ONE KEY.



MOLDING

DECORATIVE RAISED PANEL MOLDING IS HAND APPLIED TO ARLINGTON DESKS BY SKILLED CRAFTSMAN WITH EXPERT ATTENTION TO DETAIL ONLY OFFERED AT INDIANA FURNITURE.



ARLINGTON

FINISHES



HERITAGE CHERRY
ON WALNUT FINISH
HC



IMPERIAL WALNUT
FINISH
IW



ROYAL MAHOGANY
FINISH
RM

INDIANA

FURNITURE

1224 MILL STREET
PO BOX 270
JASPER, INDIANA 47547-0270
TEL 812 482 5727
TOLL 800 422 5727
FAX 812 482 9035
SALES@INDIANAFURNITURE.COM

WWW.INDIANAFURNITURE.COM

