

# ENCOMPASS

## Casegoods Series

Price List

Effective 3.15.09

Add 3.75% List Price Increase Effective May 1, 2011

INDIANA  
FURNITURE

**INDIANA FURNITURE**  
**PRODUCT WARRANTY**

Indiana Furniture warrants the products manufactured by it to be free from defects in material and workmanship as follows: (a) casegoods for a period of twelve (12) years of single shift service from the date of purchase; and (b) seating for a period of five (5) years of single shift service from the date of purchase with the exception of the Marquee Series, which shall be covered for a period of twelve (12) years of single shift service from the date of purchase.

During the applicable warranty period, Indiana Furniture, as its sole obligation, will repair or replace (at its option) any product, part, or component covered by this warranty and sold after June 1, 2010, which fails under normal use as a result of a defect in material or workmanship. Indiana Furniture will repair or replace the aforementioned product, part, or component with a comparable product, part or component.

This warranty extends only to the original purchasers who acquire new Indiana Furniture products through authorized dealers, or from others specifically authorized by Indiana Furniture to sell its products. Any product, part, or component must have been installed and maintained according to Indiana Furniture's published instructions in order to be eligible for coverage under this warranty and must not have been subject to misuse or abuse. Any improper assembly, modification, alteration, attachment, misuse, abuse, or negligent use by the purchaser or the dealer will void this warranty. Indiana Furniture does not warrant the performance of the product when used in combination with other than original Indiana Furniture products.

This warranty covers all defects encountered in the normal use of Indiana Furniture products, but does not apply to the following:

- damage caused by carrier
- COM/COL (Customers Own Material/Leather) specified
- color, grain or texture of wood and other covering materials due to natural variations
- changes in wood or fabric color due to aging or exposure to light
- defects or damages arising out of the coverage of furniture tops with glass or other foreign materials
- normal wear and tear

As the manufacturer of your furniture, Indiana Furniture stands behind its craftsmanship and pledges to do everything it can to resolve, as quickly as possible, any problems you may have within the terms and conditions of this warranty.

If you encounter a defect covered by the foregoing warranty, you should contact the dealer from whom the product was purchased. In the event the dealer is unable to resolve your warranty issues, you should contact Indiana Furniture. Please ensure that you have all of the pertinent facts when contacting the dealer or Indiana Furniture, including the model number and factory order number from the inspection label attached to the product.

You may contact us as follows:

Telephone:  
1-812-482-5727  
1-800-422-5727 USA  
1-800-362-9470 Canada  
1-812-482-9035 Facsimile

Email:  
[custserv@indianafurniture.com](mailto:custserv@indianafurniture.com)

Mail:  
Indiana Furniture  
Attn: Quality Assurance Manager  
1224 Mill Street, P.O. Box 270  
Jasper, Indiana 47547-0270

This document includes all of the warranties given and remedies available with respect to the products manufactured by Indiana Furniture. Indiana Furniture disclaims any other warranties, whether expressed or implied, statutory or otherwise, to the extent legally permissible.

**TO THE EXTENT ALLOWED BY LAW, ANY IMPLIED WARRANTIES, INCLUDING ANY WARRANTY OF MERCHANTABILITY OR FITNESS FOR A PARTICULAR PURPOSE, ARE EXPRESSLY DISCLAIMED.**

**INDIANA FURNITURE SHALL NOT BE LIABLE FOR LOSS OF TIME, CONVENIENCE, COMMERCIAL LOSS OR INCIDENTAL OR CONSEQUENTIAL DAMAGES ARISING FROM ANY PRODUCT DEFECT.**



**VENEER**

Exposed surfaces feature select grade sliced American Maple hardwood veneers carefully selected and matched to assure proper balance and consistency.

**TOPS**

Wood veneer tops are 5-ply balanced construction and 1<sup>3</sup>/<sub>16</sub>" thick. High pressure laminate tops are 3-ply balanced construction and 1<sup>3</sup>/<sub>16</sub>" thick. Grain direction runs left to right unless noted.

**CHASSIS CONSTRUCTION**

Veneer chassis are fastened by screws, glue and heavy duty metal fasteners assuring maximum strength. All units have full modesty panels. Units feature finished backs unless noted. Units ship assembled. All units ship with leveling glides.

**DRAWERS**

All drawer fronts are 3-ply construction, 3/4" thick with matched wood grain. Drawer sides, back and front are wood grain vinyl wrapped, 1/2" thick. Box and file drawers have 1/8" thick hardboard bottoms. Lateral file drawers feature 1/4" thick bottoms. 5-sided drawer construction allows for easy removal of drawer fronts.

**DRAWER SUSPENSIONS**

Box and file drawers have full extension, progressive action slides with precision steel ball bearings. All suspensions have a lifetime warranty.

**FILING HARDWARE**

All file drawers are standard with filing systems designed to accommodate a variety of filing requirements. Letter width file drawers provide letter filing front to back, and letter or legal filing side to side. Lateral file drawers provide legal or letter filing front to back or side to side.

**LOCKING**

All desks, credenzas, returns and files feature standard locking. Removable lock cylinders allow for units to be re-keyed at a later date if required. Units ship randomly keyed as standard.

**FINISH**

The multi-step finish process used by Indiana Furniture provides years of lasting beauty. High quality finish materials offer distinctive grain clarity, superior resistance to normal wear and ease of maintenance.

ENCOMPASS 5700 INTERIOR DRAWER DIMENSIONS

Item	Drawers	W	L	D
57-3672BDP	Box	12 <sup>3</sup> / <sub>16</sub>	16 <sup>1</sup> / <sub>4</sub>	3 <sup>1</sup> / <sub>2</sub>
57-3672DP	File	12 <sup>3</sup> / <sub>16</sub>	16 <sup>1</sup> / <sub>4</sub>	9 <sup>1</sup> / <sub>4</sub>
57-3072DP				
57-3066DP				
57-3060DP				
57-3672BLP/BRP				
57-3672LP/RP				
57-3072LP/RP				
57-3066LP/RP				
57-2448LF/RF				
57-2442LF/RF				
57-2072KC				
57-2072SC				
57-2072LC/RC				
57-2066LC/RC/KC/SC				
57-1519MP1				
57-2036L2	File	31 <sup>3</sup> / <sub>16</sub>	15 <sup>1</sup> / <sub>8</sub>	9 <sup>1</sup> / <sub>4</sub>
57-2036L4				
57-2072DL				
57-2072LL/RL				
57-2066LL/RL				
57-2472LMR/RMR	Box	16 <sup>1</sup> / <sub>4</sub>	12 <sup>3</sup> / <sub>16</sub>	3 <sup>1</sup> / <sub>2</sub>
57-2072LMF/RMF	Upper File	12 <sup>3</sup> / <sub>16</sub>	16 <sup>1</sup> / <sub>4</sub>	9 <sup>1</sup> / <sub>4</sub>
57-2066LMF/RMF	Lat File	31 <sup>3</sup> / <sub>16</sub>	15 <sup>1</sup> / <sub>8</sub>	9 <sup>1</sup> / <sub>4</sub>
57-2036MF				
57-1622CD	Center	19	15	1 <sup>1</sup> / <sub>8</sub>

ENCOMPASS 5900 INTERIOR DRAWER DIMENSIONS

Item	Drawers	W	L	D
59-3672BDP/BDPS	Box	12 <sup>3</sup> / <sub>16</sub>	16 <sup>1</sup> / <sub>4</sub>	3 <sup>1</sup> / <sub>2</sub>
59-3672DP/DPS	File	12 <sup>3</sup> / <sub>16</sub>	16 <sup>1</sup> / <sub>4</sub>	9 <sup>1</sup> / <sub>4</sub>
59-3072DP				
59-3066DP				
59-3060DP				
59-3672BLP/BRP/BLPS/BRPS				
59-3672LP/RP/LPS/RPS				
59-3072LP/RP				
59-3066LP/RP				
59-2448LF1/RF1				
59-2442LF1/RF1				
59-2072LC1/RC1				
59-2066LC1/RC1				
59-2448LF2/RF2	File	12 <sup>3</sup> / <sub>16</sub>	16 <sup>1</sup> / <sub>4</sub>	9 <sup>1</sup> / <sub>4</sub>
59-2442LF2/RF2				
59-2072KC				
59-2072SC				
59-2072LC2/RC2				
59-2066LC2/RC2/KC/SC				

Add 3.75% List Price Increase Effective May 1, 2011

**How To Order:**

57 - 3672DP - CFM - W - A - BBU  
 |        |        |        |        |        |  
 Series Model # Finish Top Edge Pull

**Finish Options:**

- CFM Cherry Finish\*
- MFM Mahogany Finish\*
- EFM Espresso Finish\*
- LM Light Maple Finish\*

\* Available in high pressure laminate tops

**Top Options:**

- W Wood Veneer
- P High Pressure Laminate

**Edge Options:**



Waterfall  
N




Bevel  
B



Radius  
A




Flute  
X



Square  
Y


**Pull Options:**



Aluminum Arc  
AAC



Aluminum Orbit  
AOR



Aluminum Buckle  
ABU



Aluminum Elite  
AEL



Aluminum Focus  
AFC



Black Arc  
BAC



Black Orbit  
BOR



Black Buckle  
BBU



Black Elite  
BEL



Black Focus  
BFC



Aluminum Bar  
ABR



Black Bar  
BBR

**Quick Ship:**

Select sku's are IN STOCK in the Cherry Finish with a wood top, Fluted edge and Aluminum Arc Pulls.

Quantities are limited to 5 per sku. Contact Customer Service at 800-422-5727 for more information.

Add 3.75% List Price Increase Effective May 1, 2011

**GROMMET LOCATIONS**

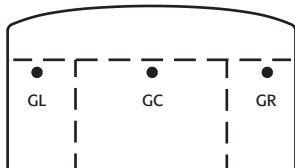
Add upcharge of \$41 list for each grommet.

Specify grommet locations.

- GL - Grommet Left
- GC - Grommet Center
- GR - Grommet Right

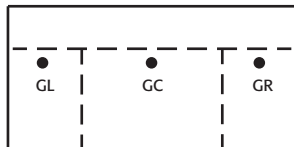
**Example:** 57-3672DP-GL-GR (Grommet Left, Grommet Right)

Grommets may be ordered in non-standard locations. Please attach a drawing to the purchase order showing the location of the grommet.



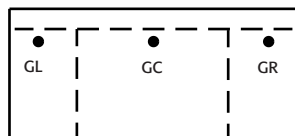
- 59-3672BDP 59-3672BDPS
- 59-3672BLP 59-3672BLPS
- 59-3672BRP 59-3672BRPS
- 57-3672BDP
- 57-3672BLP
- 57-3672BRP

GL/GR - 9½" from ends, 22½" from user side.  
 GC - 22½" from user side.



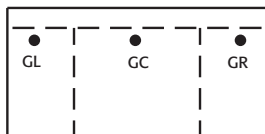
- 59-3672DPS 57-3672DP
- 59-3672DP 57-3672LP
- 59-3672LPS 57-3672RP
- 59-3672RPS
- 59-3672LP
- 59-3672RP

GL/GR - 9½" from ends, 22½" from user side.  
 GC - 22½" from user side.



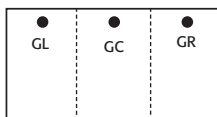
- 59-3072DP 57-3072DP
- 59-3066DP 57-3066DP
- 59-3072LP 57-3072LP
- 59-3072RP 57-3072RP
- 59-3066LP 57-3066LP
- 59-3066RP 57-3066RP

GL/GR - 6½" from ends, 22½" from user side.  
 GC - 22½" from user side.



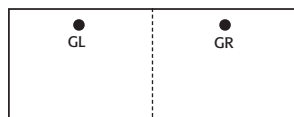
- 59-3060DP
- 57-3060DP

GL/GR - 6½" from ends, 22½" from user side.  
 GC - 22½" from user side.



- 59-2448LF2/1 57-2448RF
- 59-2448RF2/1 57-2442LF
- 59-2442LF2/1 57-2442RF
- 59-2442RF2/1 57-2448UF
- 57-2448LF 57-2442UF

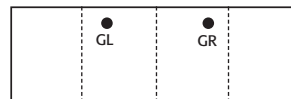
GL/GR - 4" from ends, 20" from user side.  
 GC - 20" from user side.



- 57-2472LMR
- 57-2472RMR

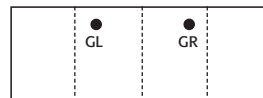
GL/GR - 18" from ends, 20" from user side.

**GROMMET LOCATIONS - CONTINUED**



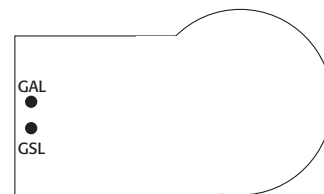
- 59-2072KC 57-2072LL
- 59-2072LC2/1 57-2072RL
- 59-2072RC2/1 57-2072RMF
- 57-2072KC 57-2072LMF
- 57-2072LC
- 57-2072RC

GL/GR - 22½" from ends, 17" from user side.




- 59-2066KC 57-2066LL
- 59-2066LC2/1 57-2066RL
- 59-2066RC2/1 57-2066RMF
- 57-2066KC 57-2066LMF
- 57-2066LC
- 57-2066RC

GL/GR - 19½" from ends, 17" from user side.



- 57-4272PR

GAL/GSL - 12" from approach or seated side, 4" from end.



- 57-4272PL

GSR/GAR - 12" from approach or seated side, 4" from end.



- 57-3672DU

GAL/GSL - 12" from approach or seated side, 4" from end.

**LOCKING HUTCH DOORS**

Locking hutch doors are available on wood door hutches.






Please specify with locking and add \$60 list to the following units.

- 57-1572HU 57-1566HU
- 57-1572AH 57-1566AH

Please specify with locking and add \$48 list to the following units.

- 57-1536HU 57-1536AH
- 57-1536WD 57-1530WD
- 57-1536AW 57-1530AW

Add 3.75% List Price Increase Effective May 1, 2011

Item	Model No.	Description	Dimensions	List Price
EXECUTIVE DOUBLE PEDESTAL DESK Bow Top FULL PEDESTALS STEPPED FRONT 	59-3672BDPS	<ul style="list-style-type: none"> <li>Bow Top</li> <li>Stepped Front</li> <li>Locking Pedestals</li> <li>Letter Width Pedestals</li> <li>Box/Box/File in Left Pedestal</li> <li>File/File in Right Pedestal</li> <li>Black Utility Tray for Box Drawer</li> </ul>	Width 72	<u>Laminate Top</u> \$2797
			Depth 36-30	<u>Wood Top</u> \$2823
EXECUTIVE DOUBLE PEDESTAL DESK FULL PEDESTALS STEPPED FRONT 	59-3672DPS	<ul style="list-style-type: none"> <li>Stepped Front</li> <li>Locking Pedestals</li> <li>Letter Width Pedestals</li> <li>Box/Box/File in Left Pedestal</li> <li>File/File in Right Pedestal</li> <li>Black Utility Tray for Box Drawer</li> </ul>	Width 72	<u>Laminate Top</u> \$2404
			Depth 36	<u>Wood Top</u> \$2552
DOUBLE PEDESTAL DESK Bow Top FULL PEDESTALS 	59-3672BDP	<ul style="list-style-type: none"> <li>Bow Top</li> <li>Locking Pedestals</li> <li>Letter Width Pedestals</li> <li>Box/Box/File in Left Pedestal</li> <li>File/File in Right Pedestal</li> <li>Black Utility Tray for Box Drawer</li> </ul>	Width 72	<u>Laminate Top</u> \$2744
			Depth 36-30	<u>Wood Top</u> \$2770
DOUBLE PEDESTAL DESK FULL PEDESTALS 	59-3672DP	<ul style="list-style-type: none"> <li>Locking Pedestals</li> <li>Letter Width Pedestals</li> <li>Box/Box/File in Left Pedestal</li> <li>File/File in Right Pedestal</li> <li>Black Utility Tray for Box Drawer</li> </ul>	Width 72	<u>Laminate Top</u> \$2288
			Depth 36	<u>Wood Top</u> \$2436
 <b>IN STOCK</b>	59-3072DP	<ul style="list-style-type: none"> <li>Locking Pedestals</li> <li>Letter Width Pedestals</li> <li>Box/Box/File in Left Pedestal</li> <li>File/File in Right Pedestal</li> <li>Black Utility Tray for Box Drawer</li> </ul>	Width 72	<u>Laminate Top</u> \$2232
			Depth 30	<u>Wood Top</u> \$2373
59-3066DP	<ul style="list-style-type: none"> <li>Locking Pedestals</li> <li>Letter Width Pedestals</li> <li>Box/Box/File in Left Pedestal</li> <li>File/File in Right Pedestal</li> <li>Black Utility Tray for Box Drawer</li> </ul>	Width 66	<u>Laminate Top</u> \$2153	
		Depth 30	<u>Wood Top</u> \$2258	
59-3060DP	<ul style="list-style-type: none"> <li>Locking Pedestals</li> <li>Letter Width Pedestals</li> <li>Box/Box/File in Left Pedestal</li> <li>File/File in Right Pedestal</li> <li>Black Utility Tray for Box Drawer</li> </ul>	Width 60	<u>Laminate Top</u> \$2072	
		Depth 30	<u>Wood Top</u> \$2221	

**How To Order:**

59 - 3672DP - CFM - W - A - BBU  
 | | | | | |  
 Series Model # Finish Top Edge Pull

For ordering options, see page 239.


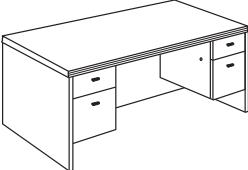
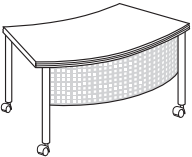
For grommet options, see page 240.

For center drawer options, see page 269.

Cherry Finish in stock with wood tops, Fluted edge and Aluminum Arc Pulls.

Add 3.75% List Price Increase Effective May 1, 2011

Enccompass

Item	Model No.	Description	Dimensions		List Price	
DOUBLE PEDESTAL DESK BOW TOP 3/4 PEDESTALS  	57-3672BDP	<ul style="list-style-type: none"> <li>• Bow Top</li> <li>• Locking Pedestals</li> <li>• Letter Width Pedestals</li> <li>• Box/File in Both Pedestals</li> <li>• Black Utility Tray for Box Drawer</li> </ul>	Width	72	<u>Laminate Top</u>	<u>\$2621</u>
			Depth	36-30	<u>Wood Top</u>	<u>\$2647</u>
			Height	30		
			Kneespace	39		
			Recessed	9-3		
			Ship Wt.	360		
			Cubic Ft.	50.04		
DOUBLE PEDESTAL DESK 3/4 PEDESTALS  	57-3672DP	<ul style="list-style-type: none"> <li>• Locking Pedestals</li> <li>• Letter Width Pedestals</li> <li>• Box/File in Both Pedestals</li> <li>• Black Utility Tray for Box Drawer</li> </ul>	Width	72	<u>Laminate Top</u>	<u>\$2103</u>
			Depth	36	<u>Wood Top</u>	<u>\$2251</u>
			Height	30		
			Kneespace	39		
			Recessed	9		
			Ship Wt.	375		
			Cubic Ft.	50.04		
	57-3072DP	<ul style="list-style-type: none"> <li>• Locking Pedestals</li> <li>• Letter Width Pedestals</li> <li>• Box/File in Both Pedestals</li> <li>• Black Utility Tray for Box Drawer</li> </ul>	Width	72	<u>Laminate Top</u>	<u>\$2011</u>
			Depth	30	<u>Wood Top</u>	<u>\$2152</u>
			Height	30		
			Kneespace	39		
			Recessed	3		
			Ship Wt.	360		
			Cubic Ft.	43.85		
	57-3066DP	<ul style="list-style-type: none"> <li>• Locking Pedestals</li> <li>• Letter Width Pedestals</li> <li>• Box/File in Both Pedestals</li> <li>• Black Utility Tray for Box Drawer</li> </ul>	Width	66	<u>Laminate Top</u>	<u>\$1954</u>
			Depth	30	<u>Wood Top</u>	<u>\$2059</u>
			Height	30		
			Kneespace	33		
			Recessed	3		
			Ship Wt.	340		
			Cubic Ft.	38.72		
	57-3060DP	<ul style="list-style-type: none"> <li>• Locking Pedestals</li> <li>• Letter Width Pedestals</li> <li>• Box/File in Both Pedestals</li> <li>• Black Utility Tray for Box Drawer</li> </ul>	Width	60	<u>Laminate Top</u>	<u>\$1880</u>
			Depth	30	<u>Wood Top</u>	<u>\$2029</u>
			Height	30		
			Kneespace	27		
			Recessed	3		
			Ship Wt.	308		
			Cubic Ft.	35.31		
ARC TABLE DESK  	57-3672AD	<ul style="list-style-type: none"> <li>• Metal Modesty Panel</li> <li>• 4 Legs with Locking Black Casters</li> <li>• Must Specify Aluminum (AL) or Black (BL) Modesty Panel/Legs</li> <li>• Overall Floorspace Required is 72" x 42"</li> </ul>	Width	72	<u>Laminate Top</u>	<u>\$2580</u>
			Depth	36	<u>Wood Top</u>	<u>\$2663</u>
			Height	30		
			Ship Wt.	220		
			Cubic Ft.	57.94		
	57-LEG	• Optional Leg with Adjustable Leveler (Must specify BL or AL)			Specify & Add:	\$ 100





NOTE: When specifying aluminum modesty panel, unit will ship with aluminum legs and black casters.  
When specifying black modesty panel, unit will ship with black legs and black casters.

**How To Order:**

57 - 3672DP - CFM - W - A - BBU  
 | | | | | |  
 Series Model # Finish Top Edge Pull

**For ordering options, see page 239.**  
**For grommet options, see page 240.**  
**For center drawer options, see page 269.**

Add 3.75% List Price Increase Effective May 1, 2011

Item	Model No.	Description	Dimensions	List Price
EXECUTIVE "L" UNIT BOW TOP DESK FULL PEDESTALS STEPPED FRONT	59-3672BLPS	<b>Bow Top Left Ped Desk</b>	Width 72	Laminate Top \$2436
	59-3672BRPS	<b>Bow Top Right Ped Desk</b>	Depth 36-30	Wood Top \$2462
		<ul style="list-style-type: none"> <li>• Stepped Front</li> <li>• Locking Pedestal</li> <li>• Letter Width Pedestal</li> <li>• Box/Box/File in Pedestal</li> <li>• Black Utility Tray for Box Drawer</li> </ul>	Height 30 Kneespace 31 Ship Wt. 320 Cubic Ft. 50.04	
	59-2448RF2	<b>Right Ped Return</b>	Width 48	Laminate Top \$1325
	59-2448LF2	<b>Left Ped Return</b>	Depth 24	Wood Top \$1505
		<ul style="list-style-type: none"> <li>• Locking Pedestal</li> <li>• Letter Width Pedestal</li> <li>• File/File in Pedestal</li> <li>• Grommet in Back Panel</li> <li>• Grain Direction Runs Front to Back on Worksurface</li> </ul>	Height 30 Kneespace 31 Ship Wt. 144 Cubic Ft. 24.9	
NOTE: Box/Box/File configuration available at same price. Please specify 59-2448RF1 or 59-2448LF1				
	57-2472RMR	<b>Optional: Right Multi File Return</b>	Width 72	Laminate Top \$2035
	57-2472LMR	<b>Optional: Left Multi File Return</b>	Depth 24	Wood Top \$2066
		<ul style="list-style-type: none"> <li>• Locking File Drawers Only</li> <li>• Two Box Drawers</li> <li>• One File Drawer</li> <li>• One Lateral File Drawer</li> <li>• Grommet in Back Panel</li> <li>• Grain Direction Runs Front to Back on Wood Veneer Worksurface</li> </ul>	Height 30 Kneespace 34 Ship Wt. 280 Cubic Ft. 33.6	
NOTE: Box/Box/File configuration available at same price. Please specify 59-2448RF1 or 59-2448LF1				
EXECUTIVE "L" UNIT BOW TOP DESK FULL PEDESTALS	59-3672BLP	<b>Bow Top Left Ped Desk</b>	Width 72	Laminate Top \$2374
	59-3672BRP	<b>Bow Top Right Ped Desk</b>	Depth 36-30	Wood Top \$2400
		<ul style="list-style-type: none"> <li>• Locking Pedestal</li> <li>• Letter Width Pedestal</li> <li>• Box/Box/File in Pedestal</li> <li>• Black Utility Tray for Box Drawer</li> </ul>	Height 30 Kneespace 31 Recessed 9-3 Ship Wt. 320 Cubic Ft. 50.04	
	59-2448RF2	<b>Right Ped Return</b>	Width 48	Laminate Top \$1325
	59-2448LF2	<b>Left Ped Return</b>	Depth 24	Wood Top \$1505
		<ul style="list-style-type: none"> <li>• Locking Pedestal</li> <li>• Letter Width Pedestal</li> <li>• File/File in Pedestal</li> <li>• Grommet in Back Panel</li> <li>• Grain Direction Runs Front to Back on Worksurface</li> </ul>	Height 30 Kneespace 31 Ship Wt. 144 Cubic Ft. 24.9	
NOTE: Box/Box/File configuration available at same price. Please specify 59-2448RF1 or 59-2448LF1				
	57-2472RMR	<b>Optional: Right Multi File Return</b>	Width 72	Laminate Top \$2035
	57-2472LMR	<b>Optional: Left Multi File Return</b>	Depth 24	Wood Top \$2066
		<ul style="list-style-type: none"> <li>• Locking File Drawers Only</li> <li>• Two Box Drawers</li> <li>• One File Drawer</li> <li>• One Lateral File Drawer</li> <li>• Grommet in Back Panel</li> <li>• Grain Direction Runs Front to Back on Wood Veneer Worksurface</li> </ul>	Height 30 Kneespace 34 Ship Wt. 280 Cubic Ft. 33.6	

Shown as a Right "L" Group with a Single Pedestal Return

Shown as a Right "L" Group with a Single Pedestal Return

**How To Order:**

59 - 3672BRP - CFM - W - A - BBU  
 |           |           |           |           |  
 Series   Model #   Finish   Top   Edge   Pull


For ordering options, see page 239.

For grommet options, see page 240.

For center drawer options, see page 269.

Add 3.75% List Price Increase Effective May 1, 2011

Item	Model No.	Description	Dimensions	List Price
EXECUTIVE "L" UNIT FULL PEDESTALS STEPPED FRONT	59-3672LPS	<b>Left Ped Desk</b>	Width 72	Laminate Top \$1924
	59-3672RPS	<b>Right Ped Desk</b>	Depth 36	Wood Top \$2072



- Stepped Front
- Locking Pedestal
- Letter Width Pedestal
- Box/Box/File in Pedestal
- Black Utility Tray for Box Drawer

Height	30
Kneespace	31
Ship Wt.	330
Cubic Ft.	52.2

59-2448RF2	<b>Right Ped Return</b>	Width 48	Laminate Top \$1325
59-2448LF2	<b>Left Ped Return</b>	Depth 24	Wood Top \$1505

- Locking Pedestal
- Letter Width Pedestal
- File/File in Pedestal
- Grommet in Back Panel
- Grain Direction Runs Front to Back on Worksurface

Height	30
Kneespace	31
Ship Wt.	144
Cubic Ft.	24.9

Shown as a Right "L" Group with a Single Pedestal Return

NOTE: Box/Box/File configuration available at same price.

Please specify 59-2448RF1 or 59-2448LF1

NOTE: See page 246 for 42" return (59-2442RF2 or LF2)


57-2472RMR	<b>Optional: Right Multi File Return</b>	Width 72	Laminate Top \$2035
57-2472LMR	<b>Optional: Left Multi File Return</b>	Depth 24	Wood Top \$2066

- Locking File Drawers Only
- Two Box Drawers
- One File Drawer
- One Lateral File Drawer
- Grommet in Back Panel
- Grain Direction Runs Front to Back on Wood Veneer Worksurface

Height	30
Kneespace	34
Ship Wt.	280
Cubic Ft.	33.6



Item	Model No.	Description	Dimensions	List Price
EXECUTIVE "L" UNIT FULL PEDESTALS	59-3672LP	<b>Left Ped Desk</b>	Width 72	Laminate Top \$1881
	59-3672RP	<b>Right Ped Desk</b>	Depth 36	Wood Top \$2029



- Locking Pedestal
- Letter Width Pedestal
- Box/Box/File in Pedestal
- Black Utility Tray for Box Drawer

Height	30
Kneespace	31
Recessed	9
Ship Wt.	259
Cubic Ft.	52.2

59-2448RF2	<b>Right Ped Return</b>	Width 48	Laminate Top \$1325
59-2448LF2	<b>Left Ped Return</b>	Depth 24	Wood Top \$1505

- Locking Pedestal
- Letter Width Pedestal
- File/File in Pedestal
- Grommet in Back Panel
- Grain Direction Runs Front to Back on Worksurface

Height	30
Kneespace	31
Ship Wt.	144
Cubic Ft.	24.9

IN STOCK

Shown as a Right "L" Group with a Single Pedestal Return

NOTE: Box/Box/File configuration available at same price.

Please specify 59-2448RF1 or 59-2448LF1

NOTE: See page 246 for 42" return (59-2442RF2 or LF2)

57-2472RMR	<b>Optional: Right Multi File Return</b>	Width 72	Laminate Top \$2035
57-2472LMR	<b>Optional: Left Multi File Return</b>	Depth 24	Wood Top \$2066

- Locking File Drawers Only
- Two Box Drawers
- One File Drawer
- One Lateral File Drawer
- Grommet in Back Panel
- Grain Direction Runs Front to Back on Wood Veneer Worksurface

Height	30
Kneespace	34
Ship Wt.	280
Cubic Ft.	33.6



Add 3.75% List Price Increase Effective May 1, 2011

How To Order:

59 - 3672LP - CFM - W - A - BBU  
 | | | | | |  
 Series Model # Finish Top Edge Pull

For ordering options, see page 239.

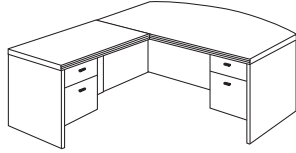
For grommet options, see page 240.

For center drawer options, see page 269.

For keyboard options, see pages 594-595.

Cherry Finish in stock with wood tops, Fluted edge and Aluminum Arc Pulls.

Item	Model No.	Description	Dimensions	List Price
EXECUTIVE "L" UNIT BOW TOP DESK 3/4 PEDESTALS	57-3672BLP	<b>Bow Top Left Ped Desk</b>	Width 72	<u>Laminate Top \$2226</u>
	57-3672BRP	<b>Bow Top Right Ped Desk</b>	Depth 36-30	<u>Wood Top \$2252</u>
		<ul style="list-style-type: none"> <li>• Locking Pedestal</li> <li>• Letter Width Pedestal</li> <li>• Box/File in Pedestal</li> <li>• Black Utility Tray for Box Drawer</li> </ul>	Height 30 Kneespace 31 Recessed 9-3 Ship Wt. 265 Cubic Ft. 52.2	



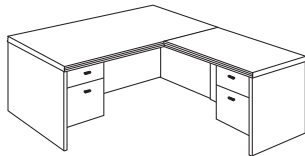
Shown as a Left "L" Group with a Single Pedestal Return

57-2448RF	<b>Right Ped Return</b>	Width 48	<u>Laminate Top \$1238</u>
57-2448LF	<b>Left Ped Return</b>	Depth 24	<u>Wood Top \$1418</u>
	<ul style="list-style-type: none"> <li>• Locking Pedestal</li> <li>• Letter Width Pedestal</li> <li>• Box/File in Pedestal</li> <li>• Grommet in Back Panel</li> <li>• Grain Direction Runs Front to Back on Worksurface</li> </ul>	Height 30 Kneespace 31 Ship Wt. 125 Cubic Ft. 24.9	



57-2472RMR	<b>Optional: Right Multi File Return</b>	Width 72	<u>Laminate Top \$2035</u>
57-2472LMR	<b>Optional: Left Multi File Return</b>	Depth 24	<u>Wood Top \$2066</u>
	<ul style="list-style-type: none"> <li>• Locking File Drawers Only</li> <li>• Two Box Drawers</li> <li>• One File Drawer</li> <li>• One Lateral File Drawer</li> <li>• Grommet in Back Panel</li> <li>• Grain Direction Runs Front to Back on Wood Veneer Worksurface</li> </ul>	Height 30 Kneespace 34 Ship Wt. 280 Cubic Ft. 33.6	

EXECUTIVE "L" UNIT 3/4 PEDESTALS	57-3672LP	<b>Left Ped Desk</b>	Width 72	<u>Laminate Top \$1776</u>
	57-3672RP	<b>Right Ped Desk</b>	Depth 36	<u>Wood Top \$1924</u>
		<ul style="list-style-type: none"> <li>• Locking Pedestal</li> <li>• Letter Width Pedestal</li> <li>• Box/File in Pedestal</li> <li>• Black Utility Tray for Box Drawer</li> </ul>	Height 30 Kneespace 31 Recessed 9 Ship Wt. 240 Cubic Ft. 52.2	



Shown as a Right "L" Group with a Single Pedestal Return

57-2448RF	<b>Right Ped Return</b>	Width 48	<u>Laminate Top \$1238</u>
57-2448LF	<b>Left Ped Return</b>	Depth 24	<u>Wood Top \$1418</u>
	<ul style="list-style-type: none"> <li>• Locking Pedestal</li> <li>• Letter Width Pedestal</li> <li>• Box/File in Pedestal</li> <li>• Grommet in Back Panel</li> <li>• Grain Direction Runs Front to Back on Worksurface</li> </ul>	Height 30 Kneespace 31 Ship Wt. 125 Cubic Ft. 24.9	

NOTE: See page 246 for 42" return (57-2442RF or LF)



57-2472RMR	<b>Optional: Right Multi File Return</b>	Width 72	<u>Laminate Top \$2035</u>
57-2472LMR	<b>Optional: Left Multi File Return</b>	Depth 24	<u>Wood Top \$2066</u>
	<ul style="list-style-type: none"> <li>• Locking File Drawers Only</li> <li>• Two Box Drawers</li> <li>• One File Drawer</li> <li>• One Lateral File Drawer</li> <li>• Grommet in Back Panel</li> <li>• Grain Direction Runs Front to Back on Wood Veneer Worksurface</li> </ul>	Height 30 Kneespace 34 Ship Wt. 280 Cubic Ft. 33.6	

**How To Order:**

57 - 3672LP - CFM - W - A - BBU  
 |        |        |        |        |        |  
 Series Model # Finish Top Edge Pull





For ordering options, see page 239.

For grommet options, see page 240.

For center drawer options, see page 269.

For keyboard options, see pages 594-595.

Add 3.75% List Price Increase Effective May 1, 2011

Item	Model No.	Description	Dimensions	List Price
EXECUTIVE "L" UNIT FULL PEDESTALS	59-3072LP	<b>Left Ped Desk</b>	Width 72	Laminate Top \$1781
	59-3072RP	<b>Right Ped Desk</b> <ul style="list-style-type: none"> <li>• Locking Pedestal</li> <li>• Letter Width Pedestal</li> <li>• Box/Box/File in Pedestal</li> <li>• Black Utility Tray for Box Drawer</li> </ul>	Depth 30 Height 30 Kneespace 31 Recessed 3 Ship Wt. 215 Cubic Ft. 43.85	Wood Top \$1922
	59-2442RF2	<b>Right Ped Return</b>	Width 42	Laminate Top \$1295
	59-2442LF2	<b>Left Ped Return</b> <ul style="list-style-type: none"> <li>• Locking Pedestal</li> <li>• Letter Width Pedestal</li> <li>• File/File in Pedestal</li> <li>• Grommet in Back Panel</li> <li>• Grain Direction Runs Front to Back on Worksurface</li> </ul>	Depth 24 Height 30 Kneespace 25 Ship Wt. 133 Cubic Ft. 20.4	Wood Top \$1449
Shown as a Right "L" Group with a Single Pedestal Return		NOTE: Box/Box/File configuration available at same price. Please specify 59-2442RF1 or 59-2442LF1 NOTE: See page 244 for 48" return (59-2448RF2 or LF2)		
	57-2472RMR	<b>Optional: Right Multi File Return</b>	Width 72	Laminate Top \$2035
	57-2472LMR	<b>Optional: Left Multi File Return</b> <ul style="list-style-type: none"> <li>• Locking File Drawers Only</li> <li>• Two Box Drawers</li> <li>• One File Drawer</li> <li>• One Lateral File Drawer</li> <li>• Grommet in Back Panel</li> <li>• Grain Direction Runs Front to Back on Wood Veneer Worksurface</li> </ul>	Depth 24 Height 30 Kneespace 34 Ship Wt. 280 Cubic Ft. 33.6	Wood Top \$2066
EXECUTIVE "L" UNIT 3/4 PEDESTALS	57-3072LP	<b>Left Ped Desk</b>	Width 42	Laminate Top \$1693
	57-3072RP	<b>Right Ped Desk</b> <ul style="list-style-type: none"> <li>• Locking Pedestal</li> <li>• Letter Width Pedestal</li> <li>• Box/File in Pedestal</li> <li>• Black Utility Tray for Box Drawer</li> </ul>	Depth 24 Height 30 Kneespace 31 Recessed 3 Ship Wt. 200 Cubic Ft. 43.85	Wood Top \$1834
	57-2442RF	<b>Right Ped Return</b>	Width 42	Laminate Top \$1172
	57-2442LF	<b>Left Ped Return</b> <ul style="list-style-type: none"> <li>• Locking Pedestal</li> <li>• Letter Width Pedestal</li> <li>• Box/File in Pedestal</li> <li>• Grommet in Back Panel</li> <li>• Grain Direction Runs Front to Back on Worksurface</li> </ul>	Depth 24 Height 30 Kneespace 25 Ship Wt. 110 Cubic Ft. 20.4	Wood Top \$1326
	57-2472RMR	<b>Optional: Right Multi File Return</b>	Width 72	Laminate Top \$2035
57-2472LMR	<b>Optional: Left Multi File Return</b> <ul style="list-style-type: none"> <li>• Locking File Drawers Only</li> <li>• Two Box Drawers</li> <li>• One File Drawer</li> <li>• One Lateral File Drawer</li> <li>• Grommet in Back Panel</li> <li>• Grain Direction Runs Front to Back on Wood Veneer Worksurface</li> </ul>	Depth 24 Height 30 Kneespace 34 Ship Wt. 280 Cubic Ft. 33.6	Wood Top \$2066	
Shown as a Right "L" Group with a Single Pedestal Return		NOTE: See page 245 for 48" return (57-2448RF or LF)		

Add 3.75% List Price Increase Effective May 1, 2011

**How To Order:**

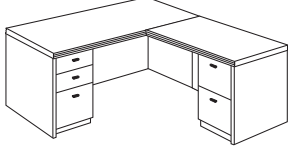

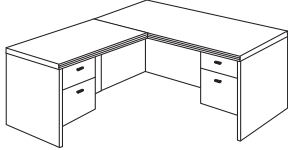

59 - 3072LP - CF - W - A - BBU  
 | | | | | |  
 Series Model # Finish Top Edge Pull

For ordering options, see page 239.

For grommet options, see page 240.

For center drawer options, see page 269.

For keyboard options, see pages 594-595.

Item	Model No.	Description	Dimensions	List Price
EXECUTIVE "L" UNIT FULL PEDESTALS	59-3066LP	<b>Left Ped Desk</b>	Width 66	Laminate Top \$1695
	59-3066RP	<b>Right Ped Desk</b> <ul style="list-style-type: none"> <li>• Locking Pedestal</li> <li>• Letter Width Pedestal</li> <li>• Box/Box/File in Pedestal</li> <li>• Black Utility Tray for Box Drawer</li> </ul>	Depth 30 Height 30 Kneespace 25 Recessed 3 Ship Wt. 305 Cubic Ft. 38.72	Wood Top \$1800
	59-2448RF2	<b>Right Ped Return</b>	Width 48	Laminate Top \$1325
	59-2448LF2	<b>Left Ped Return</b> <ul style="list-style-type: none"> <li>• Locking Pedestal</li> <li>• Letter Width Pedestal</li> <li>• File/File in Pedestal</li> <li>• Grommet in Back Panel</li> <li>• Grain Direction Runs Front to Back on Worksurface</li> </ul>	Depth 24 Height 30 Kneespace 31 Ship Wt. 144 Cubic Ft. 24.9	Wood Top \$1505
NOTE: Box/Box/File configuration available at same price. Please specify 59-2448RF1 or 59-2448LF1				
	59-2442RF2	<b>Optional: Right Ped Return</b>	Width 42	Laminate Top \$1295
	59-2442LF2	<b>Optional: Left Ped Return</b> <ul style="list-style-type: none"> <li>• Locking Pedestals</li> <li>• Letter Width Pedestals</li> <li>• File/File in Pedestal</li> <li>• Grommet in Back Panel</li> <li>• Grain Direction Runs Front to Back on Worksurface</li> </ul>	Depth 24 Height 30 Kneespace 25 Ship Wt. 133 Cubic Ft. 20.4	Wood Top \$1449
NOTE: Box/Box/File configuration available at same price. Please specify 59-2442RF1 or 59-2442LF1				
EXECUTIVE "L" UNIT 3/4 PEDESTALS	57-3066LP	<b>Left Ped Desk</b>	Width 66	Laminate Top \$1634
	57-3066RP	<b>Right Ped Desk</b> <ul style="list-style-type: none"> <li>• Locking Pedestal</li> <li>• Letter Width Pedestal</li> <li>• Box/File in Pedestal</li> <li>• Black Utility Tray for Box Drawer</li> </ul>	Depth 30 Height 30 Kneespace 25 Recessed 3 Ship Wt. 237 Cubic Ft. 38.72	Wood Top \$1739
	57-2448RF	<b>Right Ped Return</b>	Width 48	Laminate Top \$1238
	57-2448LF	<b>Left Ped Return</b> <ul style="list-style-type: none"> <li>• Locking Pedestal</li> <li>• Letter Width Pedestal</li> <li>• Box/File in Pedestal</li> <li>• Grommet in Back Panel</li> <li>• Grain Direction Runs Front to Back on Worksurface</li> </ul>	Depth 24 Height 30 Kneespace 31 Ship Wt. 125 Cubic Ft. 24.9	Wood Top \$1418
NOTE: Box/Box/File configuration available at same price. Please specify 57-2448RF1 or 57-2448LF1				
	57-2442RF	<b>Optional: Right Ped Return</b>	Width 42	Laminate Top \$1172
	57-2442LF	<b>Optional: Left Ped Return</b> <ul style="list-style-type: none"> <li>• Locking Pedestals</li> <li>• Letter Width Pedestals</li> <li>• Box/File in Pedestal</li> <li>• Grommet in Back Panel</li> <li>• Grain Direction Runs Front to Back on Worksurface</li> </ul>	Depth 24 Height 30 Kneespace 25 Ship Wt. 110 Cubic Ft. 20.4	Wood Top \$1326

Shown as a Right "L" Group with a Single Pedestal Return

Shown as a Left "L" Group with a Single Pedestal Return

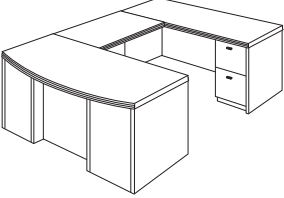
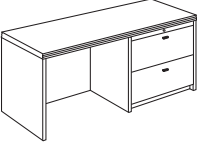
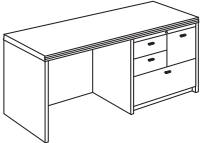
**How To Order:**

59 - 3066LP - CFW - W - A - BBU  
 |        |        |        |        |        |  
 Series Model # Finish Top Edge Pull

For ordering options, see page 239.  
 For grommet options, see page 240.  
 For center drawer options, see page 269.  
 For keyboard options, see pages 594-595.

Add 3.75% List Price Increase Effective May 1, 2011

Enccompass

Item	Model No.	Description	Dimensions	List Price
EXECUTIVE "U" UNIT BOW TOP DESK FULL PEDESTALS STEPPED FRONT	59-3672BLPS	<b>Bow Top Left Ped Desk</b>	Width 72	Laminate Top \$2436
	59-3672BRPS	<b>Bow Top Right Ped Desk</b> • Stepped Front • Locking Pedestal • Letter Width Pedestal • Box/Box/File in Pedestal • Black Utility Tray for Box Drawer	Depth 36-30 Height 30 Kneespace 31 Recessed 9-3 Ship Wt. 320 Cubic Ft. 50.04	Wood Top \$2462
	57-2448UF	<b>Bridge</b> • Grommet in Back Panel • Grain Direction runs Front to Back on Worksurface	Width 48 Depth 24 Height 30 Ship Wt. 82 Cubic Ft. 5.3	Laminate Top \$673 Wood Top \$710
		NOTE: Also available with half modesty panel. Please specify 57-2448UFH at \$648 laminate list or \$685 wood list. NOTE: See page 253 for 42" wide bridge unit (57-2442UF). NOTE: Keyboards can not be factory installed.		
Shown as a Right "U" Group w/Single Ped Credenza	59-2072RC2	<b>Right Single Ped Credenza</b>	Width 72	Laminate Top \$1548
	59-2072LC2	<b>Left Single Ped Credenza</b> • Locking Pedestal • Letter Width Pedestal • File/File in Pedestal • Grommet in Back Panel	Depth 20 Height 30 Kneespace 31 Ship Wt. 184 Cubic Ft. 30.2	Wood Top \$1585
		NOTE: Box/Box/File configuration available at same price. Please specify 59-2072RC1 or 59-2072LC1		
	57-2072RL	<b>Optional Right Lateral File Credenza</b>	Width 72	Laminate Top \$1782
	57-2072LL	<b>Optional Left Lateral File Credenza</b> • Central Locking • Two Lateral File Drawers Provide Legal or Letter Filing Front to Back or Side to Side • Grommet in Back Panel	Depth 20 Height 30 Kneespace 12 Ship Wt. 231 Cubic Ft. 30.2	Wood Top \$1819
	57-2072RMF	<b>Optional Right Multi File Credenza</b>	Width 72	Laminate Top \$2122
	57-2072LMF	<b>Optional Left Multi File Credenza</b> • File Drawers Locking Only • Two Box Drawers • One File Drawer • One Lateral File Drawer Provides Legal or Letter Filing Front to Back or Side to Side • Grommet in Back Panel	Depth 20 Height 30 Kneespace 12 Ship Wt. 231 Cubic Ft. 30.2	Wood Top \$2159

Add 3.75% List Price Increase Effective May 1, 2011

**How To Order:**

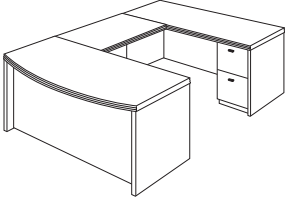
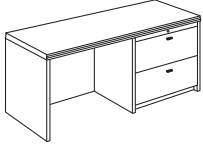
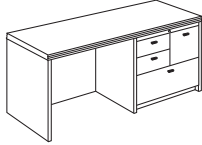
59 - 3672BLPS - CFM - W - A - BBU  
| | | | | |  
Series Model # Finish Top Edge Pull

For ordering options, see page 239.

For grommet options, see page 240.

For center drawer options, see page 269.

For keyboard options, see pages 594-595.

Item	Model No.	Description	Dimensions	List Price
EXECUTIVE "U" UNIT Bow Top Desk FULL PEDESTALS	59-3672BLP	<b>Bow Top Left Ped Desk</b>	Width 72	Laminate Top \$2374
	59-3672BRP	<b>Bow Top Right Ped Desk</b> <ul style="list-style-type: none"> <li>• Locking Pedestal</li> <li>• Letter Width Pedestal</li> <li>• Box/Box/File in Pedestal</li> <li>• Black Utility Tray for Box Drawer</li> </ul>	Depth 36-30 Height 30 Kneespace 31 Recessed 9-3 Ship Wt. 320 Cubic Ft. 50.04	Wood Top \$2400
	57-2448UF	<b>Bridge</b> <ul style="list-style-type: none"> <li>• Grommet in Back Panel</li> <li>• Grain Direction runs Front to Back on Worksurface</li> </ul>	Width 48 Depth 24 Height 30 Ship Wt. 82 Cubic Ft. 5.3	Laminate Top \$673 Wood Top \$710
	NOTE: Also available with half modesty panel. Please specify 57-2448UFH at \$648 laminate list or \$685 wood list. NOTE: See page 253 for 42" wide bridge unit (57-2442UF). NOTE: Keyboards can not be factory installed.			
Shown as a Right "U" Group w/Single Ped Credenza	59-2072RC2	<b>Right Single Ped Credenza</b>	Width 72	Laminate Top \$1548
	59-2072LC2	<b>Left Single Ped Credenza</b> <ul style="list-style-type: none"> <li>• Locking Pedestal</li> <li>• Letter Width Pedestal</li> <li>• File/File in Pedestal</li> <li>• Grommet in Back Panel</li> </ul>	Depth 20 Height 30 Kneespace 31 Ship Wt. 184 Cubic Ft. 30.2	Wood Top \$1585
NOTE: Box/Box/File configuration available at same price. Please specify 59-2072RC1 or 59-2072LC1				
	57-2072RL	<b>Optional Right Lateral File Credenza</b>	Width 72	Laminate Top \$1782
	57-2072LL	<b>Optional Left Lateral File Credenza</b> <ul style="list-style-type: none"> <li>• Central Locking</li> <li>• Two Lateral File Drawers</li> <li>• Provide Legal or Letter Filing Front to Back or Side to Side</li> <li>• Grommet in Back Panel</li> </ul>	Depth 20 Height 30 Kneespace 12 Ship Wt. 231 Cubic Ft. 30.2	Wood Top \$1819
	57-2072RMF	<b>Optional Right Multi File Credenza</b>	Width 72	Laminate Top \$2122
	57-2072LMF	<b>Optional Left Multi File Credenza</b> <ul style="list-style-type: none"> <li>• File Drawers Locking Only</li> <li>• Two Box Drawers</li> <li>• One File Drawer</li> <li>• One Lateral File Drawer</li> <li>• Provides Legal or Letter Filing Front to Back or Side to Side</li> <li>• Grommet in Back Panel</li> </ul>	Depth 20 Height 30 Kneespace 12 Ship Wt. 231 Cubic Ft. 30.2	Wood Top \$2159

Add 3.75% List Price Increase Effective May 1, 2011

**How To Order:**

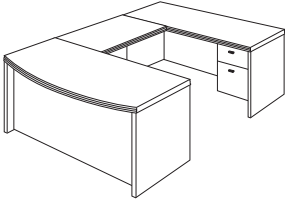
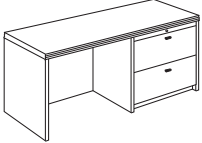

59 - 3672BLP - CFM - W - A - BBU  
 | | | | | |  
 Series Model # Finish Top Edge Pull

For ordering options, see page 239.

For grommet options, see page 240.

For center drawer options, see page 269.

For keyboard options, see pages 594-595.

Item	Model No.	Description	Dimensions	List Price
EXECUTIVE "U" UNIT Bow Top Desk 3/4 PEDESTALS	57-3672BLP	<b>Bow Top Left Ped Desk</b>	Width 72	Laminate Top \$2226
	57-3672BRP	<b>Bow Top Right Ped Desk</b> <ul style="list-style-type: none"> <li>• Locking Pedestal</li> <li>• Letter Width Pedestal</li> <li>• Box/File in Pedestal</li> <li>• Black Utility Tray for Box Drawer</li> </ul>	Depth 36-30 Height 30 Kneespace 31 Recessed 9-3 Ship Wt. 305 Cubic Ft. 50.04	Wood Top \$2252
	57-2448UF	<b>Bridge</b> <ul style="list-style-type: none"> <li>• Grommet in Back Panel</li> <li>• Grain Direction runs Front to Back on Worksurface</li> </ul>	Width 48 Depth 24 Height 30 Ship Wt. 82 Cubic Ft. 5.3	Laminate Top \$673 Wood Top \$710
	<p>NOTE: Also available with half modesty panel. Please specify 57-2448UFH at \$648 laminate list or \$685 wood list.                      NOTE: See page 253 for 42" wide bridge unit (57-2442UF).                      NOTE: Keyboards can not be factory installed.</p>			
Shown as a Right "U" Group w/Single Ped Credenza	57-2072RC	<b>Right Single Ped Credenza</b>	Width 72	Laminate Top \$1412
	57-2072LC	<b>Left Single Ped Credenza</b> <ul style="list-style-type: none"> <li>• Locking Pedestal</li> <li>• Letter Width Pedestal</li> <li>• Box/File in Pedestal</li> <li>• Grommet in Back Panel</li> </ul>	Depth 20 Height 30 Kneespace 31 Ship Wt. 170 Cubic Ft. 30.2	Wood Top \$1449
	57-2072RL	<b>Optional Right Lateral File Credenza</b>	Width 72	Laminate Top \$1782
	57-2072LL	<b>Optional Left Lateral File Credenza</b> <ul style="list-style-type: none"> <li>• Central Locking</li> <li>• Two Lateral File Drawers Provide Legal or Letter Filing Front to Back or Side to Side</li> <li>• Grommet in Back Panel</li> </ul>	Depth 20 Height 30 Kneespace 12 Ship Wt. 231 Cubic Ft. 30.2	Wood Top \$1819
	57-2072RMF	<b>Optional Right Multi File Credenza</b>	Width 72	Laminate Top \$2122
	57-2072LMF	<b>Optional Left Multi File Credenza</b> <ul style="list-style-type: none"> <li>• File Drawers Locking Only</li> <li>• Two Box Drawers</li> <li>• One File Drawer</li> <li>• One Lateral File Drawer Provides Legal or Letter Filing Front to Back or Side to Side</li> <li>• Grommet in Back Panel</li> </ul>	Depth 20 Height 30 Kneespace 12 Ship Wt. 231 Cubic Ft. 30.2	Wood Top \$2159

Add 3.75% List Price Increase Effective May 1, 2011

**How To Order:**

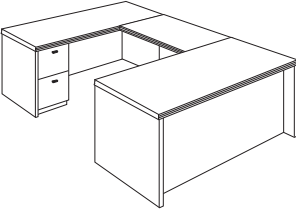



59 - 3672BLP - CFM - W - A - BBU  
 | | | | | |  
 Series Model # Finish Top Edge Pull

For ordering options, see page 239.

For grommet options, see page 240.

For center drawer options, see page 269.

For keyboard options, see pages 594-595.

Item	Model No.	Description	Dimensions	List Price
EXECUTIVE "U" UNIT FULL PEDESTALS	59-3672LP	<b>Left Ped Desk</b>	Width 72	Laminate Top \$1881
	59-3672RP	<b>Right Ped Desk</b> <ul style="list-style-type: none"> <li>• Locking Pedestal</li> <li>• Letter Width Pedestal</li> <li>• Box/Box/File in Pedestal</li> <li>• Black Utility Tray for Box Drawer</li> </ul>	Depth 36 Height 30 Kneespace 31 Recessed 9 Ship Wt. 330 Cubic Ft. 50.04	Wood Top \$2029
	NOTE: Stepped Front Single Ped Desk available on page 244.			
	57-2448UF	<b>Bridge</b> <ul style="list-style-type: none"> <li>• Grommet in Back Panel</li> <li>• Grain Direction runs Front to Back on Worksurface</li> </ul>	Width 48 Depth 24 Height 30 Ship Wt. 82 Cubic Ft. 5.3	Laminate Top \$673 Wood Top \$710
Shown as a Left "U" Group w/Single Ped Credenza	NOTE: Also available with half modesty panel. Please specify 57-2448UFH at \$648 laminate list or \$685 wood list.			
	NOTE: See page 253 for 42" wide bridge unit (57-2442UF). NOTE: Keyboards can not be factory installed.			
<b>IN STOCK</b>	59-2072RC2	<b>Right Single Ped Credenza</b>	Width 72	Laminate Top \$1548
	59-2072LC2	<b>Left Single Ped Credenza</b> <ul style="list-style-type: none"> <li>• Locking Pedestal</li> <li>• Letter Width Pedestal</li> <li>• File/File in Pedestal</li> <li>• Grommet in Back Panel</li> </ul>	Depth 20 Height 30 Kneespace 31 Ship Wt. 184 Cubic Ft. 30.2	Wood Top \$1585
	NOTE: Box/Box/File configuration available at same price. Please specify 59-2072RC1 or 59-2072LC1			
	57-2072RL	<b>Optional Right Lateral File Credenza</b>	Width 72	Laminate Top \$1782
	57-2072LL	<b>Optional Left Lateral File Credenza</b> <ul style="list-style-type: none"> <li>• Central Locking</li> <li>• Two Lateral File Drawers</li> <li>• Provide Legal or Letter Filing Front to Back or Side to Side</li> <li>• Grommet in Back Panel</li> </ul>	Depth 20 Height 30 Kneespace 12 Ship Wt. 231 Cubic Ft. 30.2	Wood Top \$1819
	57-2072RMF	<b>Optional Right Multi File Credenza</b>	Width 72	Laminate Top \$2122
	57-2072LMF	<b>Optional Left Multi File Credenza</b> <ul style="list-style-type: none"> <li>• File Drawers Locking Only</li> <li>• Two Box Drawers</li> <li>• One File Drawer</li> <li>• One Lateral File Drawer</li> <li>• Provides Legal or Letter Filing Front to Back or Side to Side</li> <li>• Grommet in Back Panel</li> </ul>	Depth 20 Height 30 Kneespace 12 Ship Wt. 231 Cubic Ft. 30.2	Wood Top \$2159

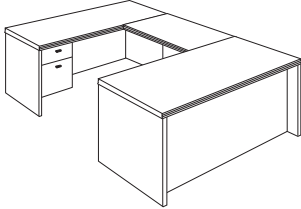
Add 3.75% List Price Increase Effective May 1, 2011

**How To Order:**



59 - 3672RP - CFM - W - A - BBU  
 | | | | | |  
 Series Model # Finish Top Edge Pull

For ordering options, see page 239.  
 For grommet options, see page 240.  
 For center drawer options, see page 269.  
 For keyboard options, see pages 594-595.

Cherry Finish in stock with wood tops, Fluted edge and Aluminum Arc Pulls.

Item	Model No.	Description	Dimensions		List Price	
EXECUTIVE "U" UNIT 3/4 PEDESTALS	57-3672LP	<b>Left Ped Desk</b>	Width	72	Laminate Top	\$1776
	57-3672RP	<b>Right Ped Desk</b> <ul style="list-style-type: none"> <li>• Locking Pedestal</li> <li>• Letter Width Pedestal</li> <li>• Box/File in Pedestal</li> <li>• Black Utility Tray for Box Drawer</li> </ul>	Depth	36	Wood Top	\$1924
	57-2448UF	<b>Bridge</b> <ul style="list-style-type: none"> <li>• Grommet in Back Panel</li> <li>• Grain Direction runs Front to Back on Worksurface</li> </ul>	Height	30		
			Kneespace	31		
			Recessed	9		
			Ship Wt.	305		
			Cubic Ft.	50.04		
			Width	48	Laminate Top	\$673
			Depth	24	Wood Top	\$710
			Height	30		
			Ship Wt.	82		
			Cubic Ft.	5.3		
		NOTE: Also available with half modesty panel. Please specify 57-2448UFH at \$648 laminate list or \$685 wood list.				
		NOTE: See page 253 for 42" wide bridge unit (57-2442UF).				
		NOTE: Keyboards can not be factory installed.				
	57-2072RC	<b>Right Single Ped Credenza</b>	Width	72	Laminate Top	\$1412
	57-2072LC	<b>Left Single Ped Credenza</b> <ul style="list-style-type: none"> <li>• Locking Pedestal</li> <li>• Letter Width Pedestal</li> <li>• Box/File in Pedestal</li> <li>• Grommet in Back Panel</li> </ul>	Depth	20	Wood Top	\$1449
			Height	30		
			Kneespace	31		
			Ship Wt.	170		
			Cubic Ft.	30.2		
	57-2072RL	<b>Optional Right Lateral File Credenza</b>	Width	72	Laminate Top	\$1782
	57-2072LL	<b>Optional Left Lateral File Credenza</b> <ul style="list-style-type: none"> <li>• Central Locking</li> <li>• Two Lateral File Drawers Provide Legal or Letter Filing Front to Back or Side to Side</li> <li>• Grommet in Back Panel</li> </ul>	Depth	20	Wood Top	\$1819
			Height	30		
			Kneespace	12		
			Ship Wt.	231		
			Cubic Ft.	30.2		
	57-2072RMF	<b>Optional Right Multi File Credenza</b>	Width	72	Laminate Top	\$2122
	57-2072LMF	<b>Optional Left Multi File Credenza</b> <ul style="list-style-type: none"> <li>• File Drawers Locking Only</li> <li>• Two Box Drawers</li> <li>• One File Drawer</li> <li>• One Lateral File Drawer Provides Legal or Letter Filing Front to Back or Side to Side</li> <li>• Grommet in Back Panel</li> </ul>	Depth	20	Wood Top	\$2159
			Height	30		
			Kneespace	12		
			Ship Wt.	231		
			Cubic Ft.	30.2		

Shown as a Left "U" Group w/Single Ped Credenza



Add 3.75% List Price Increase Effective May 1, 2011

**How To Order:**

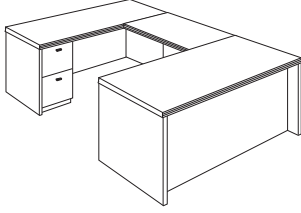
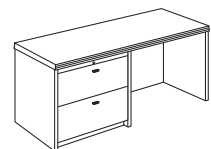

57 - 3672LP - CFM - W - A - BBU  
 | | | | | |  
 Series Model # Finish Top Edge Pull

For ordering options, see page 239.

For grommet options, see page 240.

For center drawer options, see page 269.

For keyboard options, see pages 594-595.

Item	Model No.	Description	Dimensions	List Price
EXECUTIVE "U" UNIT FULL PEDESTALS	59-3072LP	<b>Left Ped Desk</b>	Width 72	Laminate Top \$1781
	59-3072RP	<b>Right Ped Desk</b> <ul style="list-style-type: none"> <li>• Locking Pedestal</li> <li>• Letter Width Pedestal</li> <li>• Box/Box/File in Pedestal</li> <li>• Black Utility Tray for Box Drawer</li> </ul>	Depth 30 Height 30 Kneespace 31 Recessed 3 Ship Wt. 315 Cubic Ft. 43.85	Wood Top \$1922
	57-2442UF	<b>Bridge</b> <ul style="list-style-type: none"> <li>• Grommet in Back Panel</li> <li>• Grain Direction runs Front to Back on Worksurface</li> </ul>	Width 42 Depth 24 Height 30 Ship Wt. 68 Cubic Ft. 4.7	Laminate Top \$641 Wood Top \$679
	NOTE: Also available with half modesty panel. Please specify 57-2442UFH at \$618 laminate list or \$656 wood list. NOTE: See page 252 for 48" wide bridge unit (57-2448UF). NOTE: Keyboards can not be factory installed.			
Shown as a Left "U" Group w/Single Ped Credenza	59-2072RC2	<b>Right Single Ped Credenza</b>	Width 72	Laminate Top \$1548
	59-2072LC2	<b>Left Single Ped Credenza</b> <ul style="list-style-type: none"> <li>• Locking Pedestal</li> <li>• Letter Width Pedestal</li> <li>• File/File in Pedestal</li> <li>• Grommet in Back Panel</li> </ul>	Depth 20 Height 30 Kneespace 31 Ship Wt. 184 Cubic Ft. 30.2	Wood Top \$1585
NOTE: Box/Box/File configuration available at same price. Please specify 59-2072RC1 or 59-2072LC1				
	57-2072RL	<b>Optional Right Lateral File Credenza</b>	Width 72	Laminate Top \$1782
	57-2072LL	<b>Optional Left Lateral File Credenza</b> <ul style="list-style-type: none"> <li>• Central Locking</li> <li>• Two Lateral File Drawers Provide Legal or Letter Filing Front to Back or Side to Side</li> <li>• Grommet in Back Panel</li> </ul>	Depth 20 Height 30 Kneespace 12 Ship Wt. 231 Cubic Ft. 30.2	Wood Top \$1819
	57-2072RMF	<b>Optional Right Multi File Credenza</b>	Width 72	Laminate Top \$2122
	57-2072LMF	<b>Optional Left Multi File Credenza</b> <ul style="list-style-type: none"> <li>• File Drawers Locking Only</li> <li>• Two Box Drawers</li> <li>• One File Drawer</li> <li>• One Lateral File Drawer Provides Legal or Letter Filing Front to Back or Side to Side</li> <li>• Grommet in Back Panel</li> </ul>	Depth 20 Height 30 Kneespace 12 Ship Wt. 231 Cubic Ft. 30.2	Wood Top \$2159

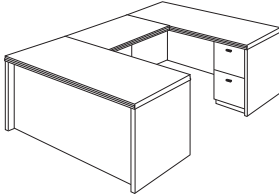
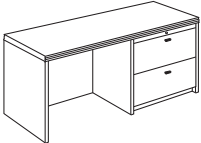

Add 3.75% List Price Increase Effective May 1, 2011

**How To Order:**

59 - 3072LP - CFM - W - A - BBU  
 | | | | | |  
 Series Model # Finish Top Edge Pull

For ordering options, see page 239.  
 For grommet options, see page 240.  
 For center drawer options, see page 269.  
 For keyboard options, see pages 594-595.



Item	Model No.	Description	Dimensions	List Price
EXECUTIVE "U" UNIT FULL PEDESTALS	59-3066LP	<b>Left Ped Desk</b>	Width 66	Laminate Top \$1695
	59-3066RP	<b>Right Ped Desk</b> <ul style="list-style-type: none"> <li>• Locking Pedestal</li> <li>• Letter Width Pedestal</li> <li>• Box/Box/File in Pedestal</li> <li>• Black Utility Tray for Box Drawer</li> </ul>	Depth 30 Height 30 Kneespace 25 Recessed 3 Ship Wt. 305 Cubic Ft. 38.72	Wood Top \$1800
	57-2442UF	<b>Bridge</b> <ul style="list-style-type: none"> <li>• Grommet in Back Panel</li> <li>• Grain Direction runs Front to Back on Worksurface</li> </ul>	Width 42 Depth 24 Height 30 Ship Wt. 68 Cubic Ft. 4.7	Laminate Top \$641 Wood Top \$679
	NOTE: Also available with half modesty panel. Please specify 57-2442UFH at \$618 laminate list or \$656 wood list. NOTE: See page 252 for 48" wide bridge unit (57-2448UF). NOTE: Keyboards can not be factory installed.			
Shown as a Right "U" Group w/Single Pedestal Credenza	59-2066RC2	<b>Right Single Ped Credenza</b>	Width 66	Laminate Top \$1485
	59-2066LC2	<b>Left Single Ped Credenza</b> <ul style="list-style-type: none"> <li>• Locking Pedestal</li> <li>• Letter Width Pedestal</li> <li>• File/File in Pedestal</li> <li>• Grommet in Back Panel</li> </ul>	Depth 20 Height 30 Kneespace 25 Ship Wt. 160 Cubic Ft. 26.62	Wood Top \$1542
	57-2066RL	<b>Optional Right Lateral File Credenza</b>	Width 66	Laminate Top \$1695
	57-2066LL	<b>Optional Left Lateral File Credenza</b> <ul style="list-style-type: none"> <li>• Central Locking</li> <li>• Two Lateral File Drawers Provide Legal or Letter Filing Front to Back or Side to Side</li> <li>• Grommet in Back Panel</li> </ul>	Depth 20 Height 30 Kneespace 6 Ship Wt. 220 Cubic Ft. 26.62	Wood Top \$1752
	57-2066RMF	<b>Optional Right Multi File Credenza</b>	Width 66	Laminate Top \$2072
	57-2066LMF	<b>Optional Left Multi File Credenza</b> <ul style="list-style-type: none"> <li>• File Drawers Locking Only</li> <li>• Two Box Drawers</li> <li>• One File Drawer</li> <li>• One Lateral File Drawer Provides Legal or Letter Filing Front to Back or Side to Side</li> <li>• Grommet in Back Panel</li> </ul>	Depth 20 Height 30 Kneespace 6 Ship Wt. 220 Cubic Ft. 26.62	Wood Top \$2129

Add 3.75% List Price Increase Effective May 1, 2011

**How To Order:**

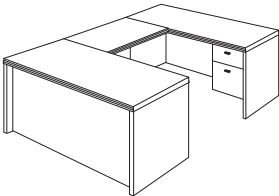
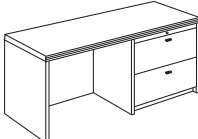

59 - 3066RP - CFM - W - A - BBU  
 |        |        |        |        |        |  
 Series Model # Finish Top Edge Pull

For ordering options, see page 239.

For grommet options, see page 240.

For center drawer options, see page 269.

For keyboard options, see pages 594-595.

Item	Model No.	Description	Dimensions	List Price
EXECUTIVE "U" UNIT 3/4 PEDESTALS	57-3066LP	<b>Left Ped Desk</b>	Width 66	Laminate Top \$1634
	57-3066RP	<b>Right Ped Desk</b> <ul style="list-style-type: none"> <li>• Locking Pedestal</li> <li>• Letter Width Pedestal</li> <li>• Box/File in Pedestal</li> <li>• Black Utility Tray for Box Drawer</li> </ul>	Depth 30 Height 30 Kneespace 25 Recessed 3 Ship Wt. 285 Cubic Ft. 38.72	Wood Top \$1739
	57-2442UF	<b>Bridge</b> <ul style="list-style-type: none"> <li>• Grommet in Back Panel</li> <li>• Grain Direction runs Front to Back on Worksurface</li> </ul>	Width 42 Depth 24 Height 30 Ship Wt. 68 Cubic Ft. 4.7	Laminate Top \$641 Wood Top \$679
	NOTE: Also available with half modesty panel. Please specify 57-2442UFH at \$618 laminate list or \$656 wood list. NOTE: See page 253 for 48" wide bridge unit (57-2448UF). NOTE: Keyboards can not be factory installed.			
Shown as a Right "U" Group with Single Pedestal Credenza	57-2066RC	<b>Right Single Ped Credenza</b>	Width 66	Laminate Top \$1362
	57-2066LC	<b>Left Single Ped Credenza</b> <ul style="list-style-type: none"> <li>• Locking Pedestal</li> <li>• Letter Width Pedestal</li> <li>• Box/File in Pedestal</li> <li>• Grommet in Back Panel</li> </ul>	Depth 20 Height 30 Kneespace 25 Ship Wt. 150 Cubic Ft. 26.62	Wood Top \$1419
	57-2066RL	<b>Optional Right Lateral File Credenza</b>	Width 66	Laminate Top \$1695
	57-2066LL	<b>Optional Left Lateral File Credenza</b> <ul style="list-style-type: none"> <li>• Central Locking</li> <li>• Two Lateral File Drawers Provide Legal or Letter Filing Front to Back or Side to Side</li> <li>• Grommet in Back Panel</li> </ul>	Depth 20 Height 30 Kneespace 6 Ship Wt. 220 Cubic Ft. 26.62	Wood Top \$1752
	57-2066RMF	<b>Optional Right Multi File Credenza</b>	Width 66	Laminate Top \$2072
	57-2066LMF	<b>Optional Left Multi File Credenza</b> <ul style="list-style-type: none"> <li>• File Drawers Locking Only</li> <li>• Two Box Drawers</li> <li>• One File Drawer</li> <li>• One Lateral File Drawer Provides Legal or Letter Filing Front to Back or Side to Side</li> <li>• Grommet in Back Panel</li> </ul>	Depth 20 Height 30 Kneespace 6 Ship Wt. 220 Cubic Ft. 26.62	Wood Top \$2129

Add 3.75% List Price Increase Effective May 1, 2011

**How To Order:**

57 - 3066RP - CFM - W - A - BBU  
 | Series | Model # | Finish | Top | Edge | Pull

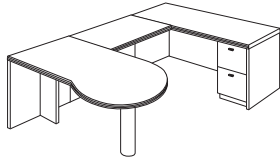
For ordering options, see page 239.

For grommet options, see page 240.

For center drawer options, see page 269.

For keyboard options, see pages 594-595.

Item	Model No.	Description	Dimensions	List Price
EXECUTIVE U UNIT WITH P TOP	57-4272PL	<b>Left P Top Unit</b>	Width 72	Laminate Top \$2338
	57-4272PR	<b>Right P Top Unit</b>	Depth 42-36	Wood Top \$2374
		• End Panel Support	Height 30	
		• Black Metal Cylinder	Ship Wt. 163	
		Base - 4" Diameter	Cubic Ft. 57.94	
	57-FMD	• Optional Full Modesty Panel		Specify & Add: \$184
	57-ALEG	• Optional Aluminum Cylinder Base-4" Dia.		Specify & Add: N/C



Shown as a Right "U" Group  
with a Single Pedestal Credenza

57-2448UF	<b>Bridge</b>	Width 48	Laminate Top \$673
	• Grommet in Back Panel	Depth 24	Wood Top \$710
	• Grain Direction Runs Front to Back on Worksurface	Height 30	
		Ship Wt. 82	
		Cubic Ft. 5.3	

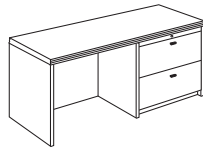
NOTE: Also available with half modesty panel. Please specify 57-2448UFH at \$648 laminate list or \$685 wood list.

NOTE: See page 253 for 42" wide bridge unit (57-2442UF).

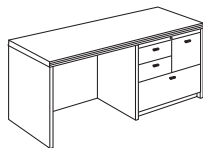
NOTE: Keyboards can not be factory installed.

59-2072RC2	<b>Right Single Ped Credenza</b>	Width 72	Laminate Top \$1548
59-2072LC2	<b>Left Single Ped Credenza</b>	Depth 20	Wood Top \$1585
	• Locking Pedestal	Height 30	
	• Letter Width Pedestal	Kneespace 31	
	• File/File in Pedestal	Ship Wt. 184	
	• Grommet in Back Panel	Cubic Ft. 30.2	

NOTE: Box/Box/File configuration available at same price.  
Please specify 59-2072RC1 or 59-2072LC1



57-2072RL	<b>Optional Right Lateral File Credenza</b>	Width 72	Laminate Top \$1782
57-2072LL	<b>Optional Left Lateral File Credenza</b>	Depth 20	Wood Top \$1819
	• Central Locking	Height 30	
	• Two Lateral File Drawers	Kneespace 12	
	Provide Legal or Letter Filing	Ship Wt. 231	
	Front to Back or Side to Side	Cubic Ft. 30.2	
	• Grommet in Back Panel		



57-2072RMF	<b>Optional Right Multi File Credenza</b>	Width 72	Laminate Top \$2122
57-2072LMF	<b>Optional Left Multi File Credenza</b>	Depth 20	Wood Top \$2159
	• File Drawers Locking Only	Height 30	
	• Two Box Drawers	Kneespace 12	
	• One File Drawer	Ship Wt. 231	
	• One Lateral File Drawer	Cubic Ft. 30.2	
	Provides Legal or Letter Filing		
	Front to Back or Side to Side		
	• Grommet in Back Panel		

**How To Order:**

57 - 4272PR - CFM - W - A  
| | | | |  
Series Model # Finish Top Edge

For ordering options, see page 239.

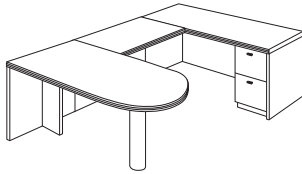
For grommet options, see page 240.

For center drawer options, see page 269.

For keyboard options, see pages 594-595.

Add 3.75% List Price Increase Effective May 1, 2011

Item	Model No.	Description	Dimensions		List Price	
EXECUTIVE U UNIT WITH D TOP	57-3672DU	<b>D Top Unit</b> • End Panel Support • Black Metal Cylinder Base - 4" Diameter	Width	72	Laminate Top	\$1721
			Depth	36	Wood Top	\$1758
			Height	30		
			Ship Wt.	160		
			Cubic Ft.	50.04		
	57-FMD	• Optional Full Modesty Panel			Specify & Add:	\$184
	57-ALEG	• Optional Aluminum Cylinder Base-4" Dia.			Specify & Add:	N/C
	57-2448UF	<b>Bridge</b> • Grommet in Back Panel • Grain Direction Runs Front to Back on Worksurface	Width	48	Laminate Top	\$673
			Depth	24	Wood Top	\$710
			Height	30		
			Ship Wt.	82		
			Cubic Ft.	5.3		



Shown as a Right "U" Group with a Single Pedestal Credenza

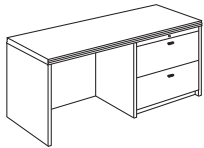
NOTE: Also available with half modesty panel. Please specify 57-2448UFH at \$648 laminate list or \$685 wood list.

NOTE: See page 253 for 42" wide bridge unit (57-2442UF).

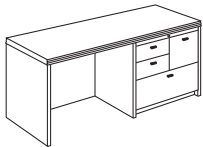
NOTE: Keyboards can not be factory installed.

59-2072RC2	<b>Right Single Ped Credenza</b>	Width	72	Laminate Top	\$1548
59-2072LC2	<b>Left Single Ped Credenza</b> • Locking Pedestal • Letter Width Pedestal • File/File in Pedestal • Grommet in Back Panel	Depth	20	Wood Top	\$1585
		Height	30		
		Kneespace	31		
		Ship Wt.	184		
		Cubic Ft.	30.2		

NOTE: Box/Box/File configuration available at same price. Please specify 59-2072RC1 or 59-2072LC1



57-2072RL	<b>Optional Right Lateral File Credenza</b>	Width	72	Laminate Top	\$1782
57-2072LL	<b>Optional Left Lateral File Credenza</b> • Central Locking • Two Lateral File Drawers Provide Legal or Letter Filing Front to Back or Side to Side • Grommet in Back Panel	Depth	20	Wood Top	\$1819
		Height	30		
		Kneespace	12		
		Ship Wt.	231		
		Cubic Ft.	30.2		



57-2072RMF	<b>Optional Right Multi File Credenza</b>	Width	72	Laminate Top	\$2122
57-2072LMF	<b>Optional Left Multi File Credenza</b> • File Drawers Locking Only • Two Box Drawers • One File Drawer • One Lateral File Drawer Provides Legal or Letter Filing Front to Back or Side to Side • Grommet in Back Panel	Depth	20	Wood Top	\$2159
		Height	30		
		Kneespace	12		
		Ship Wt.	231		
		Cubic Ft.	30.2		

Add 3.75% List Price Increase Effective May 1, 2011

**How To Order:**

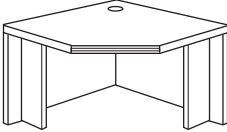
57 - 3672DU - CFM - W - A  
Series Model # Finish Top Edge

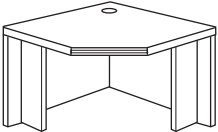
For ordering options, see page 239.

For grommet options, see page 240.

For center drawer options, see page 269.

For keyboard options, see pages 594-595.

Item	Model No.	Description	Dimensions	List Price
CORNER UNIT	57-4242CU	<ul style="list-style-type: none"> <li>• Freestanding Support Unit</li> <li>• Connects to 24" Deep Bridge Units and Returns</li> <li>• Grommet in Top</li> <li>• Grain Direction Runs Front to Back on Wood Veneer Worksurface</li> </ul>	Width 42	<u>Laminate Top</u> \$1350
			Depth 42	<u>Wood Top</u> \$1475
			Height 30	
			Diagonal Sit 29 <sup>3</sup> / <sub>16</sub>	
			Diagonal Top 25 <sup>7</sup> / <sub>16</sub>	
			Ship Wt. 145	
			Cubic Ft. 34.45	

CORNER UNIT	57-3636CU	<ul style="list-style-type: none"> <li>• Freestanding Support Unit</li> <li>• Connects to 24" Deep Bridge Units and Returns</li> <li>• Grommet in Top</li> <li>• Grain Direction Runs Front to Back on Wood Veneer Worksurface</li> </ul>	Width 36	<u>Laminate Top</u> \$1104
			Depth 36	<u>Wood Top</u> \$1227
			Height 30	
			Diagonal Sit 20 <sup>11</sup> / <sub>16</sub>	
			Diagonal Top 17	
			Ship Wt. 135	
			Cubic Ft. 25.7	

Add 3.75% List Price Increase Effective May 1, 2011

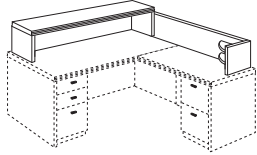
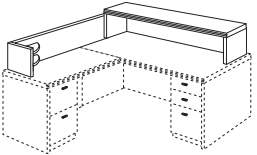
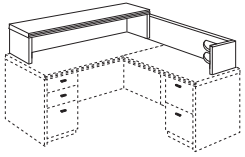
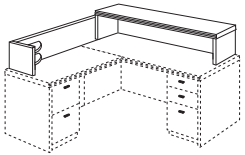
NOTE: Not all keyboards fit this unit. Recommended keyboards are 1-KCWR, 1-KCPR & 1-KC; see pages 594-595.

**How To Order:**

57 - 4242CU - CFM - W - A  
 | | | | |  
 Series Model # Finish Top Edge

**For ordering options, see page 239.**

**For keyboard options, see pages 594-595.**

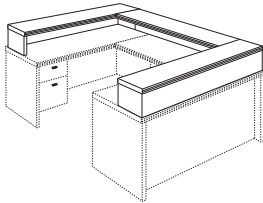
Item	Model No.	Description	Dimensions	List Price
RECEPTION RISER FOR L UNIT RIGHT L WITH 3672 DESK  	57-1272TR	<b>Desk Transaction Riser</b> • To be Used on 36x72 Desks w/Return Risers or on Any 72" Desk by Itself.	Width 72	<u>Laminate Top</u> \$913
			Depth 12	<u>Wood Top</u> \$924
			Height 13	
			Ship Wt. 60	
			Cubic Ft. 9	
	57-1270RU	<b>Right Return Riser</b> • For Use with 57-1272TR and 57-2448RF, 59-2448RF2 or 59-2448RF1 • Two Storage Shelves	Width 70 Depth 12 Height 12 Ship Wt. 40 Cubic Ft. 9	\$913
RECEPTION RISER FOR L UNIT LEFT L WITH 3672 DESK  	57-1272TR	<b>Desk Transaction Riser</b> • To be Used on 36x72 Desks w/Return Risers or on Any 72" Desk by Itself.	Width 72	<u>Laminate Top</u> \$913
			Depth 12	<u>Wood Top</u> \$924
			Height 13	
			Ship Wt. 60	
			Cubic Ft. 9	
	57-1270LU	<b>Left Return Riser</b> • For Use with 57-1272TR and 57-2448LF, 59-2448LF2 or 59-2448LF1 • Two Storage Shelves	Width 70 Depth 12 Height 12 Ship Wt. 40 Cubic Ft. 9	\$913
RECEPTION RISER FOR L UNIT RIGHT L WITH 3066 DESK  	57-1266TR	<b>Desk Transaction Riser</b> • For Use on 66" Wide Desks Only	Width 66	<u>Laminate Top</u> \$863
			Depth 12	<u>Wood Top</u> \$876
			Height 13	
			Ship Wt. 55	
			Cubic Ft. 8.9	
	57-1264RU	<b>Right Return Riser</b> • For Use with 57-1266TR and 57-2448RF, 59-2448RF2 and 59-2448RF1 • Two Storage Shelves	Width 64 Depth 12 Height 12 Ship Wt. 35 Cubic Ft. 8.9	\$863
RECEPTION RISER FOR L UNIT LEFT L WITH 3066 DESK  	57-1266TR	<b>Desk Transaction Riser</b> • For Use on 66" Wide Desks Only	Width 66	<u>Laminate Top</u> \$863
			Depth 12	<u>Wood Top</u> \$876
			Height 13	
			Ship Wt. 55	
			Cubic Ft. 8.9	
	57-1264LU	<b>Left Return Riser</b> • For Use with 57-1266TR and 57-2448LF, 59-2448LF2 or 59-2448LF1 • Two Storage Shelves	Width 64 Depth 12 Height 12 Ship Wt. 35 Cubic Ft. 8.9	\$863

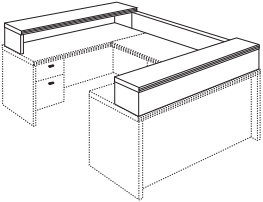
Add 3.75% List Price Increase Effective May 1, 2011

**How To Order:**

57 - 1272TR - CFM - W - A  
| | | | |  
Series Model # Finish Top Edge

For ordering options, see page 239.

Item	Model No.	Description	Dimensions		List Price	
RECEPTION RISER FOR U GROUP  	57-1272TR	<b>Desk Transaction Riser</b> • For Use on 57-3672LP/RP, 59-3672LP/RP or 59-3672LPS/RPS	Width	72	<u>Laminate Top</u>	<u>\$913</u>
			Depth	12	<u>Wood Top</u>	<u>\$924</u>
			Height	13		
			Ship Wt.	60		
			Cubic Ft.	9		
Shown as a Left "U" Group	57-0978BU	<b>Bridge Unit Riser</b> • For Use with two 57-1272TR and 57-2448UF • Grain Direction Runs Front to Back on Worksurface	Width	78	<u>Laminate Top</u>	<u>\$796</u>
			Depth	9	<u>Wood Top</u>	<u>\$824</u>
			Height	12		
			Ship Wt.	47		
			Cubic Ft.	7.93		
	57-1272TR	<b>Credenza Transaction Riser</b> • For Use on 57-2072RC/LC, 59-2072RC2/LC2, 59-2072RC1/LC1, 57-2072RL/LL or 57-2072RMF/LMF	Width	72	<u>Laminate Top</u>	<u>\$913</u>
			Depth	12	<u>Wood Top</u>	<u>\$924</u>
			Height	13		
			Ship Wt.	60		
			Cubic Ft.	9		

RECEPTION RISER FOR U GROUP  	57-1272TR	<b>Desk Transaction Riser</b> • For Use on 57-3672LP/RP, 59-3672LP/RP or 59-3672LPS/RPS	Width	72	<u>Laminate Top</u>	<u>\$913</u>
			Depth	12	<u>Wood Top</u>	<u>\$924</u>
			Height	13		
			Ship Wt.	60		
			Cubic Ft.	9		
Shown as a Left "U" Group	57-1278BP	<b>Bridge Unit Riser</b> • For Use with two 57-1272TR and 57-2448UF	Width	78		\$467
			Depth	1 <sup>5</sup> / <sub>16</sub>		
			Height	12		
			Ship Wt.	25		
			Cubic Ft.	3		
	57-1272TR	<b>Credenza Transaction Riser</b> • For Use on 57-2072RC/LC, 59-2072RC2/LC2, 59- 2072RC1/LC1, 57-2072RL/LL or 57-2072RMF/LMF	Width	72	<u>Laminate Top</u>	<u>\$913</u>
			Depth	12	<u>Wood Top</u>	<u>\$924</u>
			Height	13		
			Ship Wt.	60		
			Cubic Ft.	9		


Add 3.75% List Price Increase Effective May 1, 2011

**How To Order:**

57 - 1272TR - CFM - W - A  
 | | | | |  
 Series Model # Finish Top Edge

For ordering options, see page 239.

Item	Model No.	Description	Dimensions	List Price
STORAGE CREDENZA FULL PEDESTALS	59-2072SC	<ul style="list-style-type: none"> <li>• Locking Pedestals</li> <li>• Letter Width Pedestals</li> <li>• File/File in Both Pedestals</li> <li>• Fixed Storage Shelf Behind Doors</li> </ul>	Width 72	<u>Laminate Top</u> \$2332
			Depth 20	<u>Wood Top</u> \$2369
	59-2066SC	<ul style="list-style-type: none"> <li>• Locking Pedestals</li> <li>• Letter Width Pedestals</li> <li>• File/File in Both Pedestals</li> <li>• Fixed Storage Shelf Behind Doors</li> </ul>	Width 66	<u>Laminate Top</u> \$2102
			Depth 20	<u>Wood Top</u> \$2159
	57-2072SC	<ul style="list-style-type: none"> <li>• Locking Pedestals</li> <li>• Letter Width Pedestals</li> <li>• Box/File in Both Pedestals</li> </ul>	Width 72	<u>Laminate Top</u> \$2085
			Depth 20	<u>Wood Top</u> \$2122
	57-2066SC	<ul style="list-style-type: none"> <li>• Locking Pedestals</li> <li>• Letter Width Pedestals</li> <li>• Box/File in Both Pedestals</li> </ul>	Width 66	<u>Laminate Top</u> \$1855
			Depth 20	<u>Wood Top</u> \$1912
KNEESPACE CREDENZA FULL PEDESTALS	59-2072KC	<ul style="list-style-type: none"> <li>• Locking Pedestals</li> <li>• Letter Width Pedestals</li> <li>• File/File in Both Pedestals</li> <li>• Grommet in Back Panel</li> </ul>	Width 72	<u>Laminate Top</u> \$2207
			Depth 20	<u>Wood Top</u> \$2244
	59-2066KC	<ul style="list-style-type: none"> <li>• Locking Pedestals</li> <li>• Letter Width Pedestals</li> <li>• File/File in Both Pedestals</li> <li>• Grommet in Back Panel</li> </ul>	Width 66	<u>Laminate Top</u> \$1942
			Depth 20	<u>Wood Top</u> \$1999
KNEESPACE CREDENZA 3/4 PEDESTALS	57-2072KC	<ul style="list-style-type: none"> <li>• Locking Pedestals</li> <li>• Letter Width Pedestals</li> <li>• Box/File in Both Pedestals</li> <li>• Grommet in Back Panel</li> </ul>	Width 72	<u>Laminate Top</u> \$1907
			Depth 20	<u>Wood Top</u> \$1944
	57-2066KC	<ul style="list-style-type: none"> <li>• Locking Pedestals</li> <li>• Letter Width Pedestals</li> <li>• Box/File in Both Pedestals</li> <li>• Grommet in Back Panel</li> </ul>	Width 66	<u>Laminate Top</u> \$1769
			Depth 20	<u>Wood Top</u> \$1826
			Height 30	
			Kneespace 39	
			Ship Wt. 300	
			Cubic Ft. 30.2	
			Height 30	
			Kneespace 33	
			Ship Wt. 285	
			Cubic Ft. 26.62	
			Height 30	
			Kneespace 39	
			Ship Wt. 250	
			Cubic Ft. 30.2	
			Height 30	
			Kneespace 33	
			Ship Wt. 236	
			Cubic Ft. 26.62	



IN STOCK



IN STOCK



Add 3.75% List Price Increase Effective May 1, 2011

**How To Order:**

57 - 1272TR - CFM - W - A - BBU  
 | | | | | |  
 Series Model # Finish Top Edge Pull

For ordering options, see page 239.

For grommet options, see page 240.

For keyboard options, see pages 594-595.


Cherry Finish in stock with wood tops, Fluted edge and Aluminum Arc Pulls.

Item	Model No.	Description	Dimensions	List Price
FOUR DRAWER LATERAL FILE	57-2036L4	<ul style="list-style-type: none"> <li>• Central Locking</li> <li>• Anti Tilt System</li> <li>• File Drawers Provide Legal or Letter Filing Front to Back or Side to Side</li> <li>• 1/4" Thick Drawer Bottoms Allow for Storage Applications</li> <li>• Unfinished Back</li> </ul>	Width 36 Depth 20 Height 54½ Ship Wt. 260 Cubic Ft. 27.52	Laminate Top \$2009 Wood Top \$2036



NOTE: Recommended for application against a wall.


TWO DRAWER LATERAL FILE	57-2036L2	<ul style="list-style-type: none"> <li>• Central Locking</li> <li>• Anti Tilt System</li> <li>• File Drawers Provide Legal or Letter Filing Front to Back or Side to Side</li> <li>• 1/4" Thick Drawer Bottoms Allow for Storage Applications</li> <li>• Unfinished Back</li> </ul>	Width 36 Depth 20 Height 30 Ship Wt. 157 Cubic Ft. 15.4	Laminate Top \$1299 Wood Top \$1296
----------------------------	-----------	-------------------------------------------------------------------------------------------------------------------------------------------------------------------------------------------------------------------------------------------------------------------------------------	---------------------------------------------------------------------	----------------------------------------



**IN STOCK**


NOTE: Recommended for application against a wall.

MULTI-FILE	57-2036MF	<ul style="list-style-type: none"> <li>• Locking File Drawers</li> <li>• Two Box Drawers</li> <li>• One File Drawer</li> <li>• One Lateral File Drawer Provides Legal or Letter Filing</li> <li>• Unfinished Back</li> </ul>	Width 36 Depth 20 Height 30 Ship Wt. 157 Cubic Ft. 15.4	Laminate Top \$1592 Wood Top \$1619
------------	-----------	------------------------------------------------------------------------------------------------------------------------------------------------------------------------------------------------------------------------------	---------------------------------------------------------------------	----------------------------------------



NOTE: Recommended for application against a wall.

DOUBLE LATERAL CREDENZA	57-2072DL	<ul style="list-style-type: none"> <li>• Dual Locking</li> <li>• File Drawers Provide Legal or Letter Filing</li> <li>• 1/4" Thick Drawer Bottoms Allow for Storage Applications</li> <li>• Unfinished Back</li> </ul>	Width 72 Depth 20 Height 30 Ship Wt. 314 Cubic Ft. 30.2	Laminate Top \$2333 Wood Top \$2370
----------------------------	-----------	------------------------------------------------------------------------------------------------------------------------------------------------------------------------------------------------------------------------	---------------------------------------------------------------------	----------------------------------------



NOTE: Recommended for application against a wall.

MOBILE PEDESTAL	57-1519MP1	<ul style="list-style-type: none"> <li>• Locking Pedestal</li> <li>• Letter Width Pedestal</li> <li>• Box/Box/File in Pedestal</li> <li>• Casters Allow for Easy Moving</li> <li>• Fits Underneath 30" H Worksurfaces</li> </ul>	Width 15 Depth 19 Height 28.5 Ship Wt. 85 Cubic Ft. 8.96	Wood Top \$ 815
-----------------	------------	----------------------------------------------------------------------------------------------------------------------------------------------------------------------------------------------------------------------------------	----------------------------------------------------------------------	-----------------



**How To Order:**

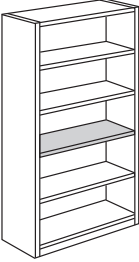
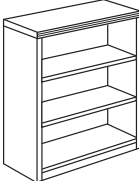
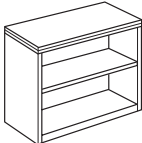
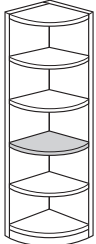
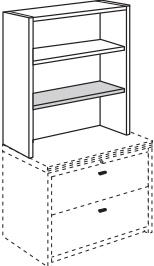
57 - 2036L2 - CFM - W - A - BBU  
 |        |        |        |        |        |  
 Series Model # Finish Top Edge Pull

For ordering options, see page 239.

Cherry Finish in stock with wood tops, Fluted edge and Aluminum Arc Pulls.

Add 3.75% List Price Increase Effective May 1, 2011

Enccompass

Item	Model No.	Description	Dimensions	List Price
BOOKCASE 	57-3672BC	<ul style="list-style-type: none"> <li>• One Fixed Shelf</li> <li>• Three Adjustable Shelves</li> <li>• 1" Thick Shelves</li> <li>• Unfinished Back</li> <li>• Available in Wood Top Only</li> </ul>	Width 36 Depth 15 Height 72 Ship Wt. 185 Cubic Ft. 27.66	Wood Top <u>\$1572</u>
NOTE: Recommended for application against a wall.				
BOOKCASE 	57-3648BC	<ul style="list-style-type: none"> <li>• Two Adjustable Shelves</li> <li>• 1" Thick Shelves</li> <li>• Unfinished Back</li> </ul>	Width 36 Depth 15 Height 48 Ship Wt. 139 Cubic Ft. 18.7	Laminate Top \$1018 Wood Top <u>\$1043</u>
NOTE: Recommended for application against a wall.				
BOOKCASE 	57-3630BC	<ul style="list-style-type: none"> <li>• One Adjustable Shelf</li> </ul>	Width 36 Depth 15 Height 30 Ship Wt. 85 Cubic Ft. 11.08	Laminate Top \$906 Wood Top <u>\$931</u>
NOTE: Recommended for application against a wall.				
1/4 ROUND BOOKCASE 	57-1472QR	<ul style="list-style-type: none"> <li>• One Fixed Shelf</li> <li>• Three Adjustable Shelves</li> <li>• Available in Wood Top Only</li> </ul>	Width 14 Depth 14 Height 72 Ship Wt. 130 Cubic Ft. 10.81	Wood Top <u>\$1530</u>
NOTE: Recommended for application against a wall.				
TOP UNIT BOOKCASE 	57-1536TU	<ul style="list-style-type: none"> <li>• Bottom Shelf Fixed with 12" Clearance</li> <li>• One Adjustable Shelf</li> <li>• For Use on Two Drawer Lateral Files</li> <li>• 1" Thick Shelves</li> <li>• Unfinished Back</li> <li>• Available in Wood Top Only</li> </ul>	Width 36 Depth 15 Height 42 Ship Wt. 127 Cubic Ft. 16.45	Wood Top <u>\$857</u>
NOTE: Recommended for application against a wall.				

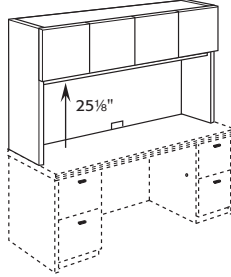
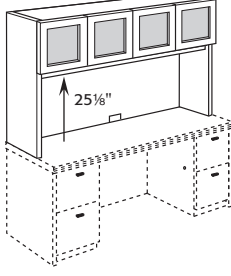
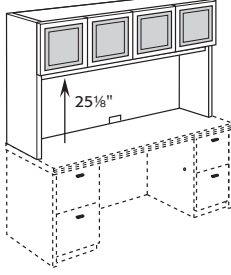
**How To Order:**

57 - 3648BC - CFM - W - A  
 | | | | |  
 Series Model # Finish Top Edge

For ordering options, see page 239.

Cherry Finish in stock with wood tops, Fluted edge and Aluminum Arc Pulls.

Add 3.75% List Price Increase Effective May 1, 2011

Item	Model No.	Description	Dimensions	List Price	
 <p><b>WOOD DOOR HUTCH</b></p> <p><b>IN STOCK</b></p>	57-1572HU	<ul style="list-style-type: none"> <li>For Use 72" Wide Credenzas</li> <li>Storage Behind Wood Doors</li> <li>Grommet</li> <li>Available in Wood Top Only</li> </ul>	Width 72 Depth 15 Height 42 Ship Wt. 195 Cubic Ft. 36.9	Wood Top <u>\$1721</u>	
	TB-5772H	Optional Tackboard/Specify Seating Fabric Grade 1, 2, 3		Add: \$566	
	TL-0848	Optional Tasklight		Add: \$338	
	57-1566HU	<ul style="list-style-type: none"> <li>For Use on 66" Wide Credenzas</li> <li>Storage Behind Wood Doors</li> <li>Grommet</li> <li>Available in Wood Top Only</li> </ul>	Width 66 Depth 15 Height 42 Ship Wt. 170 Cubic Ft. 28.14	Wood Top <u>\$1671</u>	
	TB-5766H	Optional Tackboard/Specify Seating Fabric Grade 1, 2, 3		Add: \$566	
	TL-0848	Optional Tasklight		Add: \$338	
	 <p><b>WOOD FRAMED ACRYLIC DOOR HUTCH</b></p>	57-1572AH	<ul style="list-style-type: none"> <li>For Use 72" Wide Credenzas</li> <li>Storage Behind Acrylic Doors</li> <li>Grommet</li> <li>Must Specify Clear (CA) or Frosted (FA) Acrylic</li> <li>Available in Wood Top Only</li> </ul>	Width 72 Depth 15 Height 42 Ship Wt. 195 Cubic Ft. 36.9	Wood Top <u>\$1845</u>
		TB-5772H	Optional Tackboard/Specify Seating Fabric Grade 1, 2, 3		Add: \$566
		TL-0848	Optional Tasklight		Add: \$338
		57-1566AH	<ul style="list-style-type: none"> <li>For Use on 66" Wide Credenzas</li> <li>Storage Behind Acrylic Doors</li> <li>Grommet</li> <li>Must Specify Clear (CA) or Frosted (FA) Acrylic</li> <li>Available in Wood Top Only</li> </ul>	Width 66 Depth 15 Height 42 Ship Wt. 170 Cubic Ft. 28.14	Wood Top <u>\$1794</u>
TB-5766H		Optional Tackboard/Specify Seating Fabric Grade 1, 2, 3		Add: \$566	
TL-0848		Optional Tasklight		Add: \$338	
 <p><b>FROSTED GLASS DOOR HUTCH</b></p> <p><b>IN STOCK</b></p>		57-1572HM	<ul style="list-style-type: none"> <li>For Use 72" Wide Credenzas</li> <li>Storage Behind Glass Doors</li> <li>Grommet</li> <li>Available in Wood Top Only</li> </ul>	Width 72 Depth 15 Height 42 Ship Wt. 195 Cubic Ft. 36.9	Wood Top <u>\$1845</u>
		TB-5772H	Optional Tackboard/Specify Seating Fabric Grade 1, 2, 3		Add: \$566
		TL-0848	Optional Tasklight		Add: \$338
		57-1566HM	<ul style="list-style-type: none"> <li>For Use on 66" Wide Credenzas</li> <li>Storage Behind Glass Doors</li> <li>Grommet</li> <li>Available in Wood Top Only</li> </ul>	Width 66 Depth 15 Height 42 Ship Wt. 170 Cubic Ft. 28.14	Wood Top <u>\$1794</u>
	TB-5766H	Optional Tackboard/Specify Seating Fabric Grade 1, 2, 3		Add: \$566	
	TL-0848	Optional Tasklight		Add: \$338	

**How To Order:**

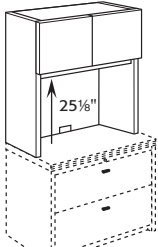
57 - 1566HM - CFM  
 |            |            |  
 Series    Model #    Finish

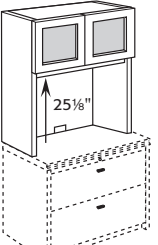
For ordering options, see page 239.  
 For locking option, see page 240.  
 For tackboard fabrics, see pages 545-551.

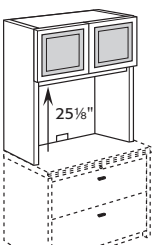
Cherry Finish in stock with wood tops, Fluted edge and Aluminum Arc Pulls.

Add 3.75% List Price Increase Effective May 1, 2011

Enccompass

Item	Model No.	Description	Dimensions		List Price	
WOOD DOOR HUTCH 	57-1536HU	<ul style="list-style-type: none"> <li>Storage Behind Wood Doors</li> <li>Grommet</li> <li>Available in Wood Top Only</li> </ul>	Width	36	<u>Wood Top</u>	<u>\$1449</u>
			Depth	15		
			Height	42		
			Ship Wt.	135		
			Cubic Ft.	16.45		
	TB-5736H	• Optional Tackboard/Specify Seating Fabric Grade 1, 2, 3			Add:	\$334
	TL-0824	• Optional Tasklight			Add:	\$243

WOOD FRAMED ACRYLIC DOOR HUTCH 	57-1536AH	<ul style="list-style-type: none"> <li>Storage Behind Acrylic Doors</li> <li>Grommet</li> <li>Must Specify Clear (CA) or Frosted (FA) Acrylic</li> <li>Available in Wood Top Only</li> </ul>	Width	36	<u>Wood Top</u>	<u>\$1449</u>
			Depth	15		
			Height	42		
			Ship Wt.	135		
			Cubic Ft.	16.45		
	TB-5736H	• Optional Tackboard/Specify Seating Fabric Grade 1, 2, 3			Add:	\$334
	TL-0824	• Optional Tasklight			Add:	\$243

FROSTED GLASS DOOR HUTCH 	57-1536HM	<ul style="list-style-type: none"> <li>Storage Behind Glass Doors</li> <li>Grommet</li> <li>Available in Wood Top Only</li> </ul>	Width	36	<u>Wood Top</u>	<u>\$1449</u>
			Depth	15		
			Height	42		
			Ship Wt.	135		
			Cubic Ft.	16.45		
	TB-5736H	• Optional Tackboard/Specify Seating Fabric Grade 1, 2, 3			Add:	\$334
	TL-0824	• Optional Tasklight			Add:	\$243

Add 3.75% List Price Increase Effective May 1, 2011

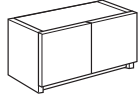
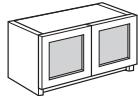
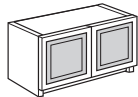
**How To Order:**

57 - 1536HM - CFM  
| | |  
Series Model # Finish

For ordering options, see page 239.

For locking option, see page 240.

For tackboard fabrics, see pages 545-551.

Item	Model No.	Description	Dimensions		List Price
<b>WOOD DOOR WALL MOUNT HUTCH</b>  	57-1536WD	<ul style="list-style-type: none"> <li>Storage Behind Wood Doors</li> <li>Includes Mounting Brackets</li> <li>Available in Wood Top Only</li> </ul>	Width	36	<u>Wood Top</u> \$1228
			Depth	15	
			Height	16	
			Ship Wt.	70	
		Cubic Ft.	8		
	TB-0136W	• Optional Wallmount Tackboard/Specify Seating Grade 1, 2, 3			Add: \$334
	57-1530WD	<ul style="list-style-type: none"> <li>Storage Behind Wood Doors</li> <li>Includes Mounting Brackets</li> <li>Available in Wood Top Only</li> </ul>	Width	30	<u>Wood Top</u> \$1140
			Depth	15	
			Height	16	
			Ship Wt.	61	
			Cubic Ft.	7.5	
	TB-0130W	• Optional Wallmount Tackboard/Specify Seating Grade 1, 2, 3			Add: \$334
NOTE: Indiana Furniture will not be liable for wall-mounted hutch units that are not properly installed.					
<b>WOOD FRAMED ACRYLIC DOOR WALL MOUNT HUTCH</b>  	57-1536AW	<ul style="list-style-type: none"> <li>Storage Behind Acrylic Doors</li> <li>Includes Mounting Brackets</li> <li>Must Specify Clear (CA) or Frosted (FA) Acrylic</li> <li>Available in Wood Top Only</li> </ul>	Width	36	<u>Wood Top</u> \$1289
			Depth	15	
			Height	16	
			Ship Wt.	70	
		Cubic Ft.	8		
	TB-0136W	• Optional Wallmount Tackboard/Specify Seating Grade 1, 2, 3			Add: \$334
	57-1530AW	<ul style="list-style-type: none"> <li>Storage Behind Acrylic Doors</li> <li>Includes Mounting Brackets</li> <li>Must Specify Clear (CA) or Frosted (FA) Acrylic</li> <li>Available in Wood Top Only</li> </ul>	Width	30	<u>Wood Top</u> \$1202
			Depth	15	
			Height	16	
			Ship Wt.	61	
			Cubic Ft.	7.5	
	TB-0130W	• Optional Wallmount Tackboard/Specify Seating Grade 1, 2, 3			Add: \$334
NOTE: Indiana Furniture will not be liable for wall-mounted hutch units that are not properly installed.					
<b>FROSTED GLASS DOOR WALL MOUNT HUTCH</b>  	57-1536WM	<ul style="list-style-type: none"> <li>Storage Behind Glass Doors</li> <li>Includes Mounting Brackets</li> <li>Available in Wood Top Only</li> </ul>	Width	36	<u>Wood Top</u> \$1289
			Depth	15	
			Height	16	
			Ship Wt.	70	
		Cubic Ft.	8		
	TB-0136W	• Optional Wallmount Tackboard/Specify Seating Grade 1, 2, 3			Add: \$334
	57-1530WM	<ul style="list-style-type: none"> <li>Storage Behind Glass Doors</li> <li>Includes Mounting Brackets</li> <li>Available in Wood Top Only</li> </ul>	Width	30	<u>Wood Top</u> \$1202
			Depth	15	
			Height	16	
			Ship Wt.	61	
			Cubic Ft.	7.5	
	TB-0130W	• Optional Wallmount Tackboard/Specify Seating Grade 1, 2, 3			Add: \$334
NOTE: Indiana Furniture will not be liable for wall-mounted hutch units that are not properly installed.					

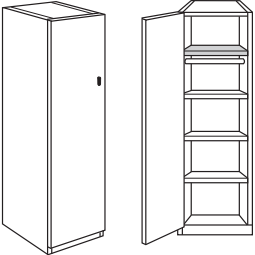
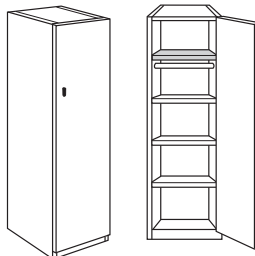
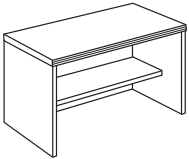
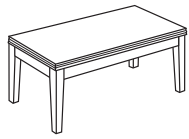
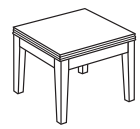
**How To Order:**

57 - 1536WD - CFM  
 |           |           |  
 Series    Model #   Finish

For ordering options, see page 239.

For locking option, see page 240.

Add 3.75% List Price Increase Effective May 1, 2011

Item	Model No.	Description	Dimensions	List Price						
WARDROBE/STORAGE CABINET 	57-1872WL	<ul style="list-style-type: none"> <li>• Hinged Left</li> <li>• Top Shelf Fixed</li> <li>• Coat Rod Under Fixed Shelf</li> <li>• Three Adjustable Shelves</li> <li>• Adjustable Shelves Can Be Removed for Wardrobe Application</li> <li>• Unfinished Back</li> <li>• Available in Wood Top Only</li> </ul>	Width 18	<u>Wood Top</u> \$1789						
			Depth 20	Height 72	Ship Wt. 150	Cubic Ft. 18.84				
NOTE: Recommended for application against a wall.										
WARDROBE/STORAGE CABINET 	57-1872WR	<ul style="list-style-type: none"> <li>• Hinged Right</li> <li>• Top Shelf Fixed</li> <li>• Coat Rod Under Fixed Shelf</li> <li>• Three Adjustable Shelves</li> <li>• Adjustable Shelves Can Be Removed for Wardrobe Application</li> <li>• Unfinished Back</li> <li>• Available in Wood Top Only</li> </ul>	Width 18	<u>Wood Top</u> \$1789						
			Depth 20	Height 72	Ship Wt. 150	Cubic Ft. 18.84				
NOTE: Recommended for application against a wall.										
COMPUTER WORK TABLE 	57-2442CW	<ul style="list-style-type: none"> <li>• Computer Work table</li> <li>• Fixed Shelf</li> <li>• Grommet in Back Panel</li> </ul>	Width 42	<u>Laminate Top</u> \$950						
			Depth 24	<u>Wood Top</u> \$981	Height 27	Ship Wt. 115	Cubic Ft. 19.2			
<table border="0" style="width: 100%;"> <tr> <td>PS-57BL</td> <td>• Optional 2 Paperslots</td> <td style="text-align: right;">Add: \$102</td> </tr> <tr> <td>CS-57BL</td> <td>• Optional Casters</td> <td style="text-align: right;">Add: \$121</td> </tr> </table>					PS-57BL	• Optional 2 Paperslots	Add: \$102	CS-57BL	• Optional Casters	Add: \$121
PS-57BL	• Optional 2 Paperslots	Add: \$102								
CS-57BL	• Optional Casters	Add: \$121								
MAGAZINE TABLE 	57-2442MT	<ul style="list-style-type: none"> <li>• Magazine Table</li> <li>• Hardwood Legs</li> <li>• Shipped KD</li> </ul>	Width 42	<u>Laminate Top</u> \$950						
			Depth 24	<u>Wood Top</u> \$981	Height 16	Ship Wt. 70	Cubic Ft. 11.92			
END TABLE 	57-2424ET	<ul style="list-style-type: none"> <li>• End Table</li> <li>• Hardwood Legs</li> <li>• Shipped KD</li> </ul>	Width 24	<u>Laminate Top</u> \$673						
			Depth 24	<u>Wood Top</u> \$710	Height 22	Ship Wt. 65	Cubic Ft. 9.39			

Add 3.75% List Price Increase Effective May 1, 2011

**How To Order:**


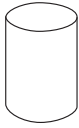

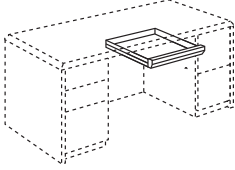
57 - 2424ET - CFM - W - A  
 | | | | |  
 Series Model # Finish Top Edge

For ordering options, see page 239.

For keyboard options, see pages 594-595.

Add 3.75% List Price Increase Effective May 1, 2011

**Enc**

Item	Model No.	Description	Dimensions	List Price																				
 <p><b>IN STOCK</b></p>	CIRCULAR TOP	57-4848CT	<ul style="list-style-type: none"> <li>48" Diameter Top</li> <li>One Base Required</li> <li>Accommodates 5 Chairs</li> </ul>	<table border="0"> <tr> <td>Width</td> <td>48</td> <td>Laminate Top</td> <td>\$955</td> </tr> <tr> <td>Depth</td> <td>48</td> <td>Wood Top</td> <td>\$1202</td> </tr> <tr> <td>Height</td> <td>1<sup>3</sup>/<sub>16</sub></td> <td></td> <td></td> </tr> <tr> <td>Ship Wt.</td> <td>95</td> <td></td> <td></td> </tr> <tr> <td>Cubic Ft.</td> <td>4.34</td> <td></td> <td></td> </tr> </table>	Width	48	Laminate Top	\$955	Depth	48	Wood Top	\$1202	Height	1 <sup>3</sup> / <sub>16</sub>			Ship Wt.	95			Cubic Ft.	4.34		
	Width	48	Laminate Top	\$955																				
	Depth	48	Wood Top	\$1202																				
	Height	1 <sup>3</sup> / <sub>16</sub>																						
	Ship Wt.	95																						
	Cubic Ft.	4.34																						
	57-4242CT	<ul style="list-style-type: none"> <li>42" Diameter Top</li> <li>One Base Required</li> <li>Accommodates 4 Chairs</li> </ul>	<table border="0"> <tr> <td>Width</td> <td>42</td> <td>Laminate Top</td> <td>\$863</td> </tr> <tr> <td>Depth</td> <td>42</td> <td>Wood Top</td> <td>\$1109</td> </tr> <tr> <td>Height</td> <td>1<sup>3</sup>/<sub>16</sub></td> <td></td> <td></td> </tr> <tr> <td>Ship Wt.</td> <td>70</td> <td></td> <td></td> </tr> <tr> <td>Cubic Ft.</td> <td>3.36</td> <td></td> <td></td> </tr> </table>	Width	42	Laminate Top	\$863	Depth	42	Wood Top	\$1109	Height	1 <sup>3</sup> / <sub>16</sub>			Ship Wt.	70			Cubic Ft.	3.36			
	Width	42	Laminate Top	\$863																				
	Depth	42	Wood Top	\$1109																				
Height	1 <sup>3</sup> / <sub>16</sub>																							
Ship Wt.	70																							
Cubic Ft.	3.36																							
57-3636CT	<ul style="list-style-type: none"> <li>36" Diameter Top</li> <li>One Base Required</li> <li>Accommodates 3 Chairs</li> </ul>	<table border="0"> <tr> <td>Width</td> <td>36</td> <td>Laminate Top</td> <td>\$802</td> </tr> <tr> <td>Depth</td> <td>36</td> <td>Wood Top</td> <td>\$1049</td> </tr> <tr> <td>Height</td> <td>1<sup>3</sup>/<sub>16</sub></td> <td></td> <td></td> </tr> <tr> <td>Ship Wt.</td> <td>37</td> <td></td> <td></td> </tr> <tr> <td>Cubic Ft.</td> <td>2.51</td> <td></td> <td></td> </tr> </table>	Width	36	Laminate Top	\$802	Depth	36	Wood Top	\$1049	Height	1 <sup>3</sup> / <sub>16</sub>			Ship Wt.	37			Cubic Ft.	2.51				
Width	36	Laminate Top	\$802																					
Depth	36	Wood Top	\$1049																					
Height	1 <sup>3</sup> / <sub>16</sub>																							
Ship Wt.	37																							
Cubic Ft.	2.51																							
 <p><b>IN STOCK</b></p>	CYLINDER BASE	1-2020CB	<ul style="list-style-type: none"> <li>Veneer Cylinder Base</li> <li>Weighted for Stability</li> </ul>	<table border="0"> <tr> <td>Width</td> <td>20</td> <td></td> <td>\$879</td> </tr> <tr> <td>Depth</td> <td>20</td> <td></td> <td></td> </tr> <tr> <td>Height</td> <td>28<sup>1</sup>/<sub>2</sub></td> <td></td> <td></td> </tr> <tr> <td>Ship Wt.</td> <td>136</td> <td></td> <td></td> </tr> <tr> <td>Cubic Ft.</td> <td>10.8</td> <td></td> <td></td> </tr> </table>	Width	20		\$879	Depth	20			Height	28 <sup>1</sup> / <sub>2</sub>			Ship Wt.	136			Cubic Ft.	10.8		
	Width	20		\$879																				
	Depth	20																						
	Height	28 <sup>1</sup> / <sub>2</sub>																						
	Ship Wt.	136																						
Cubic Ft.	10.8																							
NOTE: Use with 42" or 48" diameter circular tops																								
1-1616CB	<ul style="list-style-type: none"> <li>Veneer Cylinder Base</li> <li>Weighted for Stability</li> </ul>	<table border="0"> <tr> <td>Width</td> <td>16</td> <td></td> <td>\$779</td> </tr> <tr> <td>Depth</td> <td>16</td> <td></td> <td></td> </tr> <tr> <td>Height</td> <td>28<sup>1</sup>/<sub>2</sub></td> <td></td> <td></td> </tr> <tr> <td>Ship Wt.</td> <td>101</td> <td></td> <td></td> </tr> <tr> <td>Cubic Ft.</td> <td>7.2</td> <td></td> <td></td> </tr> </table>	Width	16		\$779	Depth	16			Height	28 <sup>1</sup> / <sub>2</sub>			Ship Wt.	101			Cubic Ft.	7.2				
Width	16		\$779																					
Depth	16																							
Height	28 <sup>1</sup> / <sub>2</sub>																							
Ship Wt.	101																							
Cubic Ft.	7.2																							
NOTE: Use with 36" diameter circular tops																								
	BLACK METAL BASE	57-0400MB	<ul style="list-style-type: none"> <li>Black Metal Base</li> <li>Shipped KD</li> </ul>	<table border="0"> <tr> <td>Width</td> <td>32</td> <td></td> <td>\$508</td> </tr> <tr> <td>Depth</td> <td>32</td> <td></td> <td></td> </tr> <tr> <td>Height</td> <td>27<sup>3</sup>/<sub>4</sub></td> <td></td> <td></td> </tr> <tr> <td>Ship Wt.</td> <td>32</td> <td></td> <td></td> </tr> <tr> <td>Cubic Ft.</td> <td>3.2</td> <td></td> <td></td> </tr> </table>	Width	32		\$508	Depth	32			Height	27 <sup>3</sup> / <sub>4</sub>			Ship Wt.	32			Cubic Ft.	3.2		
	Width	32		\$508																				
	Depth	32																						
	Height	27 <sup>3</sup> / <sub>4</sub>																						
Ship Wt.	32																							
Cubic Ft.	3.2																							
NOTE: Can be used with 36", 42", or 48" circular tops																								
NOTE: Some assembly required																								
 <p><b>IN STOCK</b></p>	CENTER DRAWER	57-1622CD	<ul style="list-style-type: none"> <li>Center Drawer</li> <li>Fits All Desks, P Top Units and D Top Units</li> </ul>	<table border="0"> <tr> <td>Width</td> <td>22</td> <td></td> <td>\$250</td> </tr> <tr> <td>Depth</td> <td>16</td> <td></td> <td></td> </tr> <tr> <td>Height</td> <td>2</td> <td></td> <td></td> </tr> <tr> <td>Ship Wt.</td> <td>7</td> <td></td> <td></td> </tr> <tr> <td>Cubic Ft.</td> <td>1.37</td> <td></td> <td></td> </tr> </table>	Width	22		\$250	Depth	16			Height	2			Ship Wt.	7			Cubic Ft.	1.37		
	Width	22		\$250																				
	Depth	16																						
Height	2																							
Ship Wt.	7																							
Cubic Ft.	1.37																							
Factory Installed Add: \$110																								

**How To Order:**

57 - 4242CT - CFM - W - A  
 | | | | |  
 Series Model # Finish Top Edge

For ordering options, see page 239.

Cherry Finish in stock with wood tops, Fluted edge and Aluminum Arc Pulls.