

Price List - Richland
Effective Date: January 16, 2012



Indiana
FURNITURE

1224 Mill Street
PO Box 270
Jasper, Indiana 47547-0270
800.422.5727
www.indianafurniture.com

Subject to the limitations set forth in this warranty, Indiana Furniture Industries, Inc. (“**Indiana Furniture**”) warrants to the original purchaser all product in this price list (“**Product**”) to be free from defects in material and workmanship given normal use for a twelve year period from the date of shipment. During the applicable warranty period, Indiana Furniture, as its sole obligation, will repair or replace (in Indiana Furniture’s sole discretion) any Product, part, or component covered by this warranty and sold after January 1, 2012, which fails under normal use as a result of a defect in material or workmanship. Normal use is defined as the equivalent of a single shift, 40 hour work week. Indiana Furniture will repair or replace the defective Product, part, or component with a comparable product, part or component.

Warranty periods are limited for certain Products and parts as follows:

12-year Warranty (from the date of manufacture)

- Seating Mechanisms
- Veneers
- Laminates

5-year Warranty (from the date of manufacture)

- Electrical components
- Pneumatic Cylinders
- Casters and Glides
- Textiles, Foam, and Decorative Trim
- Swivel Arm Pads
- Keyboard kits
- Lighting

THIS WARRANTY DOES NOT COVER:

- Damage caused by a carrier or third party
- Normal or routine wear and tear
- Appearance, durability, quality, behavior, colorfastness or any other attribute of customer’s own materials or any non-standard Indiana Furniture material (including Maharam, Momentum, Mayer, UltraFabrics) specified by the customer and applied to a Product
- Color, grain or texture of wood, laminate and other covering materials
- Changes in wood or fabric color due to aging or exposure to light
- Damage or failure resulting from modification, alteration, misuse or abuse of a Product
- Defect or damage arising out of coverage of Product tops with glass or other foreign materials

As the manufacturer of the Product, Indiana Furniture stands behind its craftsmanship and pledges to do everything it can to reasonably resolve, as quickly as possible, any problems you may have with the Product within the terms and conditions of this warranty.

If you encounter a defect covered by the foregoing warranty, you should contact the dealer from whom you purchased the Product. If the dealer is unable to resolve your warranty issues, you should contact Indiana Furniture. Please ensure that you have all of the pertinent facts when contacting the dealer or Indiana Furniture, including the model number and factory order number from the inspection label attached to the Product.

INDIANA FURNITURE IS NOT PROVIDING, AND SPECIFICALLY DISCLAIMS, ANY OTHER WARRANTIES FOR THE PRODUCTS, EXPRESS OR IMPLIED, INCLUDING ANY IMPLIED WARRANTY OF MERCHANTABILITY OR FITNESS FOR A PARTICULAR PURPOSE. INDIANA FURNITURE SHALL NOT BE LIABLE TO PURCHASER OR ANY THIRD PARTY FOR CONSEQUENTIAL, INCIDENTAL, INDIRECT OR SPECIAL DAMAGES, INCLUDING, WITHOUT LIMITATION, DAMAGES ARISING OUT OF OR RESULTING IN ANY MALFUNCTIONS, DELAYS, LOSS OF PROFIT, INTERRUPTION OF BUSINESS, PERSONAL INJURY, BODILY INJURY, DEATH, DISMEMBERMENT, OR PROPERTY DAMAGE.

Indiana Furniture Industries, Inc.
Attn: Customer Service
1224 Mill Street, P.O. Box 270
Jasper, Indiana 47547-0270
800.422.5727
Fax 812.482.9035
custserv@indianafurniture.com

ORDERING INFORMATION

All orders should be faxed to 812-482-9035 or mailed to:

Indiana Furniture
P.O. Box 270
1224 Mill Street
Jasper, IN 47547-0270

ORDER PROCEDURE

All orders must include purchase order number, billing address, ship-to address and phone number, and any special instructions.

When ordering casegoods, give complete quantity, model number, finish and any other options. When ordering seating, give complete quantity, model number, finish, fabric and any other options.

Within each series, an example of "How to Order" is illustrated at the bottom of each page. For further clarification of order procedure, contact Customer Service.

PRICING

All prices shown are suggested retail prices FOB shipping point, freight prepaid and allowed to one continental US destination. Prices, specifications and materials are subject to change without notice. Possession and/or distribution of this price list does not in itself constitute an offer to sell. Orders can be received only from authorized Indiana Furniture dealers. Orders will be billed at prices prevailing at time of shipment, unless acknowledged prior to the effective date of the price change, in which case billing will be at the price acknowledged.

ACKNOWLEDGEMENT

All orders will be acknowledged promptly, showing how the order was entered, its approximate shipping date and other pertinent information. This acknowledgement is the final agreement between the customer and Indiana Furniture and is the exclusive statement of the terms thereof. Please examine this acknowledgement carefully and advise Indiana Furniture immediately of any discrepancies.

BUYER'S OBLIGATION: RIGHTS OF SELLER

If Indiana Furniture shall at any time doubt Buyer's financial responsibility, Indiana Furniture may decline to make shipments hereunder except upon receipt of cash payment in advance or security or other proof of responsibility satisfactory to Indiana Furniture. If buyer fails in any way to fulfill the terms and conditions set forth herein, Indiana Furniture may defer shipments until such default is corrected. Remedies provided herein shall be in addition to, and not in lieu of other remedies. Buyer agrees to abide by payment terms as listed on invoice. Buyer shall pay all reasonable costs and expenses, including attorney and collection fees, and late fees, incurred by Seller in connection with any amounts due for goods ordered.

CANCELLATIONS AND CHANGES

Due to immediate production on build to order items, all orders are considered firm and are not subject to cancellation or change without approval from Indiana Furniture. All approved changes are subject to additional charges and revised lead times.

PRODUCT DESIGN AND SPECIFICATION CHANGES

Indiana Furniture reserves the right to make changes in design and construction or discontinue products without prior notice.

REPAIR CHARGES

Indiana Furniture will only pay repair charges if Customer Service gives prior written authorization. No repair charge will be paid without advance approval at which time you will be issued a repair authorization number that will allow you to invoice Indiana Furniture for the completed work.

WAREHOUSE STORAGE CHARGES

If a shipment is held beyond 14 calendar days at your request a .067% per day (2% per month) storage charge will be assessed. The effective date will be 14 calendar days after the acknowledged ship date. Further, the prices applied to the order will be those in effect at the time of shipment.

DAMAGED MERCHANDISE

The consignee is responsible for filing claims with the carrier for damage and shortages. Claims for both obvious and concealed damage must be filed within 15 calendar days, and the damaged merchandise must not have been moved from the original receiving location. All damaged merchandise, including the cartons and packing materials, must be retained for inspection by either the carrier or by an Indiana Furniture Sales Representative. Indiana Furniture reserves the right to select the most cost effective way to repair or replace the damaged item. Once you have notified the carrier, please contact Customer Service for further assistance.

Obvious Damage/Missing Cartons - Do not refuse merchandise damaged in transit. Indiana Furniture recommends the consignee inspect all merchandise upon arrival. If a shipment is received damaged or short, note all information on carrier's copy and your copy of freight bill and delivery receipt. Notify the delivering carrier and file a claim immediately. Pending the results of your claim, either Indiana Furniture or the carrier will cover 100% of the cost to repair or replace the damaged or missing item.

Concealed Damage - If concealed damage is discovered, notify the delivering carrier at once and request an inspection. This must be done within **15 calendar days of delivery**. If the carrier will not perform the inspection, you should prepare an affidavit that you contacted them, noting the time and date, and that they failed to comply with your request. This, along with the other papers in your possession, will support the claim. Pending the results of your claim, the cost to repair or replace the item will be covered 1/3 by the carrier and 2/3 by Indiana Furniture for shipments less than a full truckload and 100% by Indiana Furniture for shipments of full truckloads.

RETURN MERCHANDISE

Merchandise will not be accepted for return without an RGA (Return Goods Authorization) issued by Indiana Furniture. We will consider issuing RGA's for the following reasons:

1. Manufacturing defect (inspected by Indiana Furniture representative)
2. Indiana Furniture order processing error
3. Shipping error
4. Mis-marked cartons
5. Duplicated shipments

If you have any questions as to whether your reason for return qualifies for consideration, please contact your Customer Service Representative. Merchandise must be returned within 60 days of the RGA issued date, or within 60 days upon receipt of replacement product to receive credit. Returns due to mis-marked cartons must also be returned in the original cartoning, with shipping labels intact, to receive credit.

All merchandise being returned must be properly packed and protected to ensure no further damage is incurred during transportation back to an Indiana Furniture facility. Upon receipt, all returned merchandise will be thoroughly inspected and the results compared to the reason for return stated on the RGA. Any discrepancies, such as additional damage, signs of usage, missing parts, etc., will result in an adjustment to the amount of credit issued.

DELIVERY AND FREIGHT CHARGES

All shipments are F.O.B. Point of Origin, Jasper, IN, freight prepaid and allowed. Ownership and responsibility of the merchandise becomes that of the buyer upon delivery to the freight company. Shipments into Alaska, Hawaii, Canada, Mexico, Puerto Rico and other exports are freight prepaid and allowed to port of exit.

Indiana Furniture reserves the right to select the most appropriate carrier and routing on all shipments. Indiana Furniture will attempt to accommodate requests for favored carriers.

Inside delivery and installation services are not included in the pricing shown. Any order requiring non-dock or residential, inside delivery must specify such on the order. Should either of these services be requested or required, all charges incurred will be charged to the "Sold To" of the order.

Orders of less than 750 pounds will be assessed a handling charge of \$75.00 Net Per Order. (This will be waived for items shipped via a small package carrier.)

BIFMA AND ANSI TESTING

Indiana Furniture is a member of the Business and Institutional Furniture Manufacturer's Association (BIFMA). Tests developed by the Business and Institutional Furniture Manufacturer's Association (BIFMA) and approved by the American National Standards Institute (ANSI) determine the strength and durability of casegoods and seating in its everyday use. Although this testing does not serve as a warranty or guarantee, Indiana Furniture products within this price list have been tested by an independent verifying body and meet or exceed applicable BIFMA and ANSI standards.

JASPER - CORPORATE

1224 Mill Street
Jasper, IN 47546
800.422.5727 Phone
812.482.9035 Fax

ATLANTA

2030 Powers Ferry Road
Suite 230
Atlanta, GA 30339
800.241.4650 Phone
770.984.8918 Fax

BALTIMORE METRO

7601 Lewinsville Road
Suite 312
McLean, VA 22102
301.537.3514 Phone (By Appointment Only)

CHICAGO

222 Merchandise Mart
Suite 1054A
Chicago, IL 60654
312.755.0533 Phone
312.755.0534 Fax

DALLAS

Dallas, TX 75244

LOS ANGELES

1933 South Broadway
Suite 126
Los Angeles, CA 90007
626.399.1639 Phone
888.719.3119 Fax

MINNEAPOLIS

21500 Excelsion Boulevard
Excelsion, MN 55331
952.221.3099 Phone
952.400.5950 Fax

NEW YORK

200 Lexington Avenue
Suite 1305
New York, NY 10016
212.686.8500 Phone
or Contact Corporate

Richland



Steadfast Value

Richland

Casegoods Collection

Finely crafted in select solids and American hardwood veneers, Richland's understated good looks and elegance add sophistication to any office setting. It's the perfect choice for value minded companies who want a timeless classic work environment.


Finish Options



Cognac Finish*
CG



Cherry Finish*
CF



Mahogany Finish*
MF

* Available in high pressure laminate tops.

Edge Options



Traditional

All Richland units are standard with a traditional edge detail.

Pull Options



Antique Brass

Richland units are standard with traditional pulls.

How to Order

MODEL NO.	DESCRIPTION	
19-3672DP	Finish	CF
	Top	W

All options must be labeled and specified.

Specifications

VENEER

Exposed surfaces feature select grade sliced American hardwood carefully selected and matched to assure proper balance and consistency.

TOPS

Wood veneer tops are 5-ply balanced construction and 1 $\frac{1}{8}$ " thick. Laminate tops are 3-ply balanced construction and 1 $\frac{1}{8}$ " thick. Grain direction runs left to right unless noted.

CHASSIS CONSTRUCTION

Veneer chassis are fastened by screws, glue and heavy-duty metal fasteners assuring maximum strength. Units feature finished backs unless otherwise noted. All units ship assembled unless noted. All units ship with leveling glides.

DRAWERS

All drawer fronts are 3-ply construction, $\frac{3}{4}$ " thick with matched wood grain. Drawer sides, back and front are wood grain vinyl wrapped, $\frac{1}{2}$ " thick. Box and file drawers have $\frac{1}{8}$ " thick hardboard bottoms. Lateral file drawers feature $\frac{1}{4}$ " thick bottoms. 5-sided drawer construction allows for easy removal of drawer fronts.

DRAWER SUSPENSIONS

All drawers have full extension, progressive action slides with precision steel ball bearings. All suspensions have a lifetime warranty.

FILING HARDWARE

All file drawers are standard with filing systems designed to accommodate a variety of filing requirements. Letter width file drawers provide letter filing front to back, and letter or legal filing side to side. Lateral file drawers provide legal or letter filing front to back or side to side.

LOCKING

All desks, credenzas, returns and files feature standard locking. Removable lock cores allow for units to be re-keyed at a later date if required. Units ship randomly keyed as standard.

FINISH


The multi-step finish process used by Indiana Furniture provides years of lasting beauty. High quality finish materials offer distinctive grain clarity, superior resistance to normal wear and ease of maintenance.

INTERIOR DRAWER DIMENSIONS

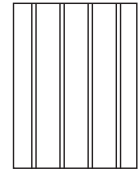
RICHLAND 1900 INTERIOR DRAWER DIMENSIONS

Item	Drawers	W	L	D
19-3672RP	Box	12 ³ / ₁₆	16 ¹ / ₄	3 ¹ / ₂
19-3672LP	File	12 ³ / ₁₆	16 ¹ / ₄	9 ¹ / ₄
19-3672DP	Center	19	15	1 ³ / ₄
19-3066RP				
19-3066LP				
19-3066DP				
19-3060DP				
19-2448RF	Box	12 ³ / ₁₆	16 ¹ / ₄	3 ¹ / ₂
19-2448LF	File	12 ³ / ₁₆	16 ¹ / ₄	9 ¹ / ₄
19-2442RF				
19-2442LF				
19-2072SC				
19-2072RC				
19-2072LC				
19-2072KC				
19-2066SC				
19-2066RC				
19-2066LC				
19-2066KC				
19-2036L4	File	30 ⁹ / ₁₆	15 ¹ / ₈	9 ¹ / ₄
19-2036L2				
19-2072RL				
19-2072LL				
19-2066RL				
19-2066LL				
19-2030L2	File	24 ⁹ / ₁₆	15 ¹ / ₈	9 ¹ / ₄
19-3672TD	Tray	30 ¹¹ / ₁₆	15 ⁵ / ₃₂	1 ³ / ₄
19-3066TD				

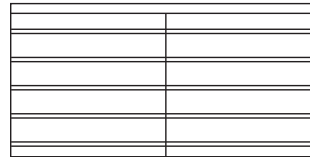
FILING CAPABILITIES

 12 ³/₁₆ x 16 ¹/₄


Letter Front to Back



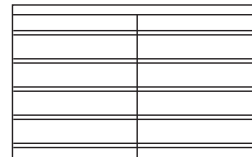
Legal Side to Side

 30 ⁹/₁₆ x 15 ¹/₈



2 Rows Letter Front to Back



1 Row Legal Side to Side

 24 ⁹/₁₆ x 15 ¹/₈


2 Rows Letter Front to Back



1 Row Legal Side to Side

GROMMET LOCATIONS

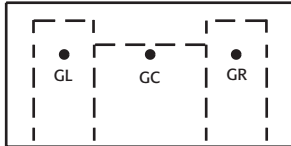
Add upcharge of \$43 list for each grommet.

Specify grommet locations.

- GL - Grommet Left
- GC - Grommet Center
- GR - Grommet Right

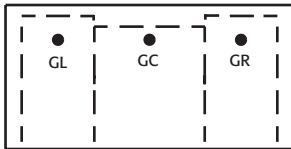
Example: 19-3066LP-GR (Grommet Right)

Grommets may be ordered in non-standard locations. Please attach a drawing to the purchase order showing the location of the grommet.



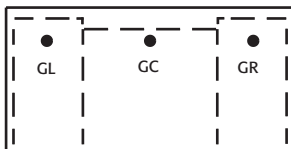
19-3672DP
19-3672LP
19-3672RP

GL/GR - 12" from ends, 23" from user side.
GC - 23" from user side.



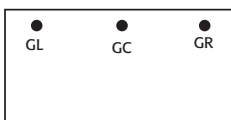
19-3066DP
19-3066LP
19-3066RP

GL/GR - 9" from ends, 23" from user side.
GC - 23" from user side.



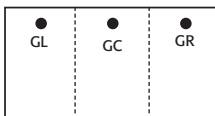
19-3060DP

GL/GR - 9" from ends, 23" from user side.
GC - 23" from user side.



19-2448UF
19-2442UF

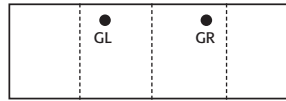
GL/GR - 4" from ends, 19 1/2" from user side.
GC - 20" from user side.



19-2442LF
19-2442RF
19-2448LF
19-2448RF

GL/GR - 5" from ends, 20" from user side.
GC - 20" from user side.

GROMMET LOCATIONS - CONTINUED



19-2072KC
19-2072LC
19-2072RC
19-2072LL*
19-2072RL*

GL/GR - 19 1/2" from ends, 17 3/8" from user side.
*Grommets are only available opposite the pedestal.



19-2066KC
19-2066LC
19-2066RC
19-2066LL*
19-2066RL*

GL/GR - 19 1/2" from ends, 17 3/8" from user side.
*Grommets are only available opposite the pedestal.

LOCKING HUTCH DOORS

Locking doors are available on hutches.

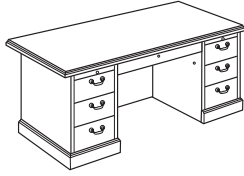
Please specify with locking and add \$62 list to the following units.

19-1672HU
19-1666HU

Please specify with locking and add \$50 list to the following units.

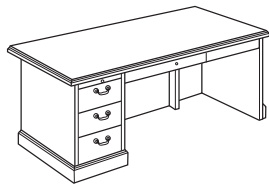
19-1636WD

Item	Model No.	W	D	H	K	R	Ship Wt	Cubic Ft	List Price
EXECUTIVE DOUBLE PED DESK	19-3672DP	72	36	30	32	6 3/4	274	50.04	L \$ 2181 W \$ 2365
	19-3066DP	66	30	30	32	6 3/4	249	38.72	L \$ 2141 W \$ 2312
	19-3060DP	60	30	30	26	6 3/4	241	35.31	L \$ 2085 W \$ 2217


Description

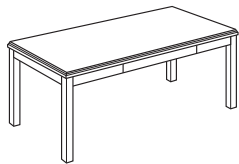
- Stepped Front
- Box/File in Pedestals
- Wire Management from Pedestal to Kneespace
- Independent Locking Pedestals and Center Drawer
- Pull Out Writing Shelves

EXECUTIVE SINGLE PED DESK	Left Ped	Right Ped	W	D	H	K	R	Ship Wt	Cubic Ft	List Price
	19-3672LP	19-3672RP	72	36	30	30	6 3/4	221	50.04	L \$ 1888 W \$ 2072
	19-3066LP	19-3066RP	66	30	30	24	6 3/4	191	38.72	L \$ 1829 W \$ 2001


Description

- Stepped Front
- Box/File in Pedestal
- Wire Management from Pedestal to Kneespace
- Independent Locking Pedestals and Center Drawer
- Pull Out Writing Shelves

TABLE DESK	19-3672TD	72	36	30	65	-	120	12.24	L \$ 1282 W \$ 1466
	19-3066TD	66	30	30	59	-	110	9.66	L \$ 1234 W \$ 1405

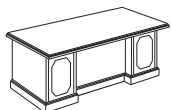

Description

- Center Drawer
- Top and Legs Ship Separately

Options: Specify & Add

19-0202TL	Standard Table Legs	20	.90	Included
19-0202QL	Optional Queen Anne Legs	20	3.12	\$ 1233


All pedestal desks shown as left.



Approach View

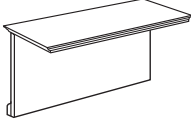
For ordering options, see back of Richland Identification card at the beginning of section.

For grommet options, see page 2.

Item	Model No.	W	D	H	K	R	Ship Wt	Cubic Ft	List Price	
EXECUTIVE RETURN BOX/FILE 	Left Ped	Right Ped								
	19-2448LF	19-2448RF	48	24	30	32	-	151	23.10	L \$ 1221 W \$ 1331
	19-2442LF	19-2442RF	42	24	30	26	-	109	16.25	L \$ 1208 W \$ 1308

Description

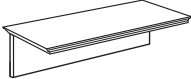
- Locking Pedestal
- Box/File in Pedestal
- Grommet in Back Panel
- Wire Management from Pedestal to Kneespace
- Grain Direction Runs Front to Back on Worksurface

EXECUTIVE BRIDGE FULL MODESTY 	19-2448UF	48	24	30	48	-	75	5.30	L \$ 723 W \$ 833
	19-2442UF	42	24	30	42	-	65	4.70	L \$ 692 W \$ 791

Description

- Grommet in Back Panel
- Grain Direction Runs Front to Back on Worksurface
- Hinged Back Panel

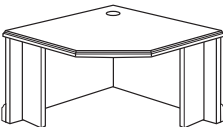
NOTE: Keyboards can not be factory installed.

EXECUTIVE BRIDGE HALF MODESTY 	19-2448UFH	48	24	11	48	-	54	5.30	L \$ 663 W \$ 773
	19-2442UFH	42	24	11	42	-	43	4.70	L \$ 634 W \$ 733

Description

- Grommet in Back Panel
- Grain Direction Runs Front to Back on Worksurface
- Hinged Back Panel

NOTE: Keyboards can not be factory installed.

CORNER UNIT 	19-4242CU	42	42	30	25 7/16	-	145	34.45	L \$ 1234 W \$ 1337
	19-3636CU	36	36	30	17	-	135	25.70	L \$ 982 W \$ 1074

Description

- Connects to 24" Deep Bridge and Return Units
- Grommet in Top
- Grain Direction Runs Front to Back on Worksurface

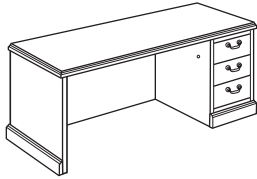
NOTE: Not all keyboards will fit the 19-3636CU. Recommended keyboards are 1-KCWR, 1-KCPR and 1-KC.

All returns shown as right.

For ordering options, see back of Richland Identification card at the beginning of section.


For grommet options, see page 2.

Item	Model No.	W	D	H	K	R	Ship Wt	Cubic Ft	List Price	
EXECUTIVE CREDENZA BOX/FILE	Left Ped	Right Ped								
	19-2072LC	19-2072RC	72	20 7/16	30	-	-	145	29.20	L \$ 1305 W \$ 1456
	19-2066LC	19-2066RC	66	20 7/16	30	-	-	132	26.62	L \$ 1296 W \$ 1443


Description

- Locking Pedestal
- Box/File in Pedestal
- Grommet in Back Panel
- Profiled on 3 Sides for Flush Wall Applications

Item	Model No.	W	D	H	K	R	Ship Wt	Cubic Ft	List Price	
EXECUTIVE CREDENZA LATERAL/LATERAL	Left Ped	Right Ped								
	19-2072LL	19-2072RL	72	20 7/16	30	-	-	160	28.97	L \$ 1542 W \$ 1695
	19-2066LL	19-2066RL	66	20 7/16	30	-	-	-	26.62	L \$ 1522 W \$ 1670


Description

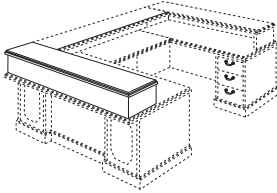
- Central Locking
- Lateral/Lateral in Pedestal
- Grommet in Back Panel
- Profiled on 3 Sides for Flush Wall Applications

All credenzas shown as right.

For ordering options, see back of Richland Identification card at the beginning of section.

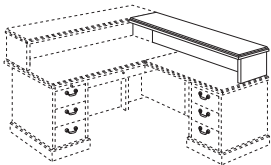
For grommet options, see page 2.

Item	Model No.	W	D	H	K	R	Ship Wt	Cubic Ft	List Price
TRANSACTION RISER FOR DESKS/CREDENZAS	19-1272TR	72	12	13	-	-	60	9.00	L \$ 713 W \$ 778
	For use with 72" worksurfaces								
	19-1266TR	66	12	13	-	-	55	7.45	L \$ 702 W \$ 767
	For use with 66" worksurfaces								


Description

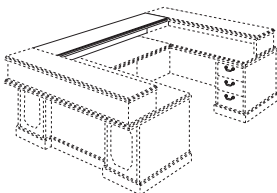
- Freestanding Riser for Desks or Credenzas
- May Be Used in Conjunction with Return Risers or Bridge Risers

Item	Model No.		W	D	H	K	R	Ship Wt	Cubic Ft	List Price
	Left Ped	Right Ped								
TRANSACTION RISER FOR RETURNS	19-0972LU	19-0972RU	72	9	13	-	-	45	8.16	L \$ 675 W \$ 729
	For use with 36" desks and 48" returns									
	19-0966LU	19-0966RU	66	9	13	-	-	49	7.51	L \$ 646 W \$ 707
	For use with 30" desks and 48" returns									


Description

- Must Be Used in Conjunction with a Desk Riser
- Grain Direction Runs Front to Back on Worksurface


TRANSACTION RISER FOR BRIDGES	19-0980BU	80	9	13 1/16	-	-	66	8.84	L \$ 654 W \$ 713
	For use with 36" desk and 48" bridge								
	19-0968BU	68	9	13 1/16	-	-	60	8.38	L \$ 613 W \$ 669
	For use with 30" desk and 42" bridge								


Description

- Must Be Used in Conjunction with Two Desks/Credenza Risers
- Grain Direction Runs Front to Back on Worksurface

For ordering options, see back of Richland Identification card at the beginning of section.

Item	Model No.	W	D	H	K	R	Ship Wt	Cubic Ft	List Price
STORAGE CREDENZA FULL PEDESTAL	19-2072SC	72	20 ⁷ / ₁₆	30	-	-	349	28.97	L \$ 2020 W \$ 2173
	19-2066SC	66	20 ⁷ / ₁₆	30	-	-	320	26.62	L \$ 1990 W \$ 2136


Description

- Pedestals Lock Behind Doors
- Box/File in Both Pedestals
- Fixed Storage Shelf Behind Doors
- Profiled on 3 Sides for Flush Wall Applications

KNEESPACE CREDENZA FULL PEDESTAL	19-2072KC	72	20 ⁷ / ₁₆	30	38	-	300	28.97	L \$ 1690 W \$ 1842
	19-2066KC	66	20 ⁷ / ₁₆	30	32	-	285	26.62	L \$ 1677 W \$ 1823


Description

- Locking Pedestals
- Box/File in Both Pedestals
- Grommet in Back Panel
- Profiled on 3 Sides for Flush Wall Applications

For ordering options, see back of Richland Identification card at the beginning of section.

For grommet options, see page 2.

Item	Model No.	W	D	H	K	R	Ship Wt	Cubic Ft	List Price
FOUR DRAWER LATERAL FILE	19-2036L4	36	20 ⁷ / ₁₆	52	-	-	260	27.52	L \$ 1870 W \$ 1933


Description

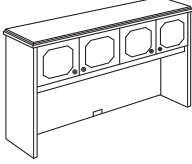
- Central Locking System
- Anti-Tilt System
- File Drawers Provide Legal or Letter Filing Front to Back or Side to Side
- 1/4" Thick Drawer Bottoms Allow for Storage Applications
- Profiled on 3 Sides for Flush Wall Applications

TWO DRAWER LATERAL FILE	19-2036L2	36	20 ⁷ / ₁₆	30	-	-	185	14.88	L \$ 1364 W \$ 1427
	19-2030L2	30	20 ⁷ / ₁₆	30	-	-	185	14.88	L \$ 1260 W \$ 1338


Description

- Central Locking System
- Anti-Tilt System
- File Drawers Provide Legal or Letter Filing Front to Back or Side to Side
- 1/4" Thick Drawer Bottoms Allow for Storage Applications
- Profiled on 3 Sides for Flush Wall Applications

For ordering options, see back of Richland Identification card at the beginning of section.

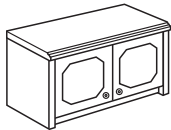
Item	Model No.	W	D	H	K	R	Ship Wt	Cubic Ft	List Price
HUTCH 	19-1672HU	72	15 3/4	38 1/4	-	-	258	30.73	\$ 1561
	19-1666HU	66	15 3/4	38 1/4	-	-	235	28.14	\$ 1531

Description

- Grommet
- Profiled on 3 Sides for Flush Wall Applications

**WOOD DOOR
 WALL MOUNT HUTCH**

19-1636WD	36	15 3/4	16 1/2	-	-	60	6.73	\$ 771
-----------	----	--------	--------	---	---	----	------	--------

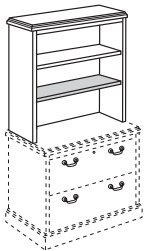

Description

- Mounts to Wall with Mounting Brackets Included
- Profiled on Front Edge Only for Multiple Unit Applications

NOTE: Indiana Furniture will not be held liable for wall mount hutches that are not properly installed.
 NOTE: This unit may not align suitably when configured with other 1900 units due to the traditional overhang tops on those products.

**TOP UNIT
 BOOKCASE**

19-1636TU	36	15 3/4	38 1/4	-	-	125	15.83	\$ 819
19-1630TU	30	15 3/4	38 1/4	-	-	125	15.83	\$ 789

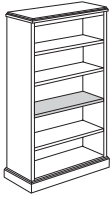

Description

- Bottom Shelf with 12" Clearance
- 1" Thick Shelves
- One Adjustable Shelf
- For Use on Two Drawer Lateral Files
- Profiled on 3 Sides

For ordering options, see back of Richland Identification card at the beginning of section.

Tackboards and Tasklights sold on page 14.

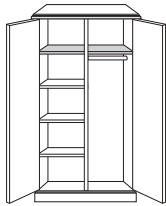
Item	Model No.	W	D	H	K	R	Ship Wt	Cubic Ft	List Price
BOOKCASES	19-3668BC	36	15 3/4	67 1/2	-	-	165	24.30	W \$ 1350
	Three Adjustable Shelves - Unfinished Back								
	19-3648BC	36	15 3/4	48	-	-	104	19.90	L \$ 1009 W \$ 1103
	Two Adjustable Shelves - Finished Back								
	19-3630BC	36	15 3/4	30	-	-	85	11.08	L \$ 873 W \$ 968
	One Adjustable Shelf - Finished Back								


Description

- 1" Thick Shelves
- Profiled on 3 Sides for Flush Wall Applications

NOTE: 19-366BC is recommended for application against a wall.

DOUBLE WARDROBE/STORAGE	19-3668WD	36	20 7/16	67 1/2	-	-	290	42.02	\$ 2016
	Unfinished Back								

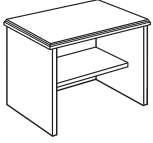

Description

- Top Shelf Fixed Behind Each Door
- Coat Rod Under Fixed Shelf
- Three Adjustable Shelves on Left Side
- Profiled on 3 Sides for Flush Wall Applications

NOTE: Recommended for application against a wall.

For ordering options, see back of Richland Identification card at the beginning of section.

Item	Model No.	W	D	H	K	R	Ship Wt	Cubic Ft	List Price	
COMPUTER WORK TABLE	19-2436CW	36	24	27	-	-	110	17.58	L \$	748
									W \$	817



Description

- Fixed Shelf with 15 ¹⁵/₁₆" Clearance
- Grommet in Back Panel
- Grain Direction Runs Front to Back on Worksurface

Options: Specify & Add

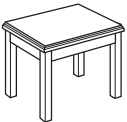
CS-36BR	Optional Casters								\$	128
---------	------------------	--	--	--	--	--	--	--	----	-----

WORK TABLE	19-3672WT	72	36	30	-	-	125	11.39	L \$	1042
									W \$	1227
	19-3060WT	60	30	30	-	-	89	8.04	L \$	915
									W \$	1048


Description

- Shipped KD

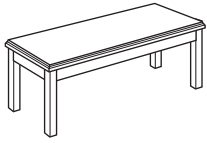
END TABLE	19-1824ET	18	24	22	-	-	25	2.01	L \$	434
									W \$	470


Description

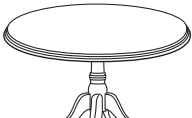
- Shipped KD

For ordering options, see back of Richland Identification card at the beginning of section.

Item	Model No.	W	D	H	K	R	Ship Wt	Cubic Ft	List Price	
MAGAZINE TABLE	19-1847MT	47	18	16	-	-	42	3.40	L \$	605
									W \$	655


Description

- Shipped KD

CIRCULAR TABLE 	19-4848CT	48	48	1 1/16	-	-	95	4.34	L \$	1229
	Accommodates 5 Chairs								W \$	1345
	19-4242CT	42	42	1 1/16	-	-	70	3.36	L \$	1138
	Accommodates 4 Chairs								W \$	1248
	19-3636CT	36	36	1 1/16	-	-	50	2.51	L \$	1095
	Accommodates 3-4 Chairs								W \$	1192

SIN 711-11

Description


- Hardwood Base
- Top and Base Shipped Separately

Options: Specify & Add

1-0606QB	Queen Anne Base						26	10.82	Included	
----------	-----------------	--	--	--	--	--	----	-------	----------	--

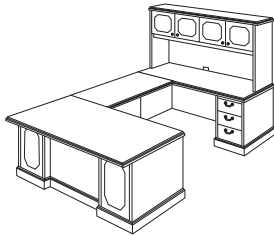
For ordering options, see back of Richland Identification card at the beginning of section.

Item	Model No.	W	D	H	K	R	Ship Wt	Cubic Ft	List Price
EXECUTIVE "L" UNIT	19-1	72	81	30	-	6 3/4	372	73.14	L \$ 3109 W \$ 3403


Consists of:
Qty

19-3672LP	1	• Left Pedestal Desk	L \$ 1888 W \$ 2072
19-2448RF	1	• Executive Right Return	L \$ 1221 W \$ 1331

EXECUTIVE "U" UNIT	19-2	72	104	30	-	6 3/4	699	115.27	L \$ 5477 W \$ 5922
--------------------	------	----	-----	----	---	-------	-----	--------	------------------------


Consists of:
Qty

19-3672LP	1	• Left Pedestal Desk	L \$ 1888 W \$ 2072
19-2448UF	1	• Bridge	L \$ 723 W \$ 833
19-2072RC	1	• Executive Single Right Credenza	L \$ 1305 W \$ 1456
19-1572HU	1	• Hutch	\$ 1561

All pedestal desks shown as left.
 All returns shown as right.

For ordering options, see back of Richland Identification card at the beginning of section.

SURFACE MOUNTED HUTCHES

Size	Model #	COM ydg	COM, Grade 1, 2 or 3 List Price	Grade 4 List Price	Grade 5 List Price	Grade 6 List Price	Grade 7 List Price	Grade 8 List Price	Grade 9 List Price	Grade 10 List Price
66"	TB-1966H	2.00	\$ 296	\$ 452	\$ 522	\$ 596	\$ 698	\$ 810	\$ 940	\$ 1084
72"	TB-1972H	2.25	\$ 315	\$ 491	\$ 569	\$ 653	\$ 767	\$ 893	\$ 1040	\$ 1202

WALL MOUNTED HUTCHES

Size	Model #	COM ydg	COM, Grade 1, 2 or 3 List Price	Grade 4 List Price	Grade 5 List Price	Grade 6 List Price	Grade 7 List Price	Grade 8 List Price	Grade 9 List Price	Grade 10 List Price
36"	TB-0136W	1.25	\$ 241	\$ 339	\$ 382	\$ 429	\$ 492	\$ 562	\$ 644	\$ 734

TASKLIGHTS

Size	Model #	List Price
24"	TL-0824	\$ 212
48"	TL-0848	\$ 254