

RICHLAND

Casegoods Series

Price List

Effective 3.15.09

Add 3.75% List Price Increase Effective May 1, 2011

INDIANA
FURNITURE

INDIANA FURNITURE
PRODUCT WARRANTY

Indiana Furniture warrants the products manufactured by it to be free from defects in material and workmanship as follows: (a) casegoods for a period of twelve (12) years of single shift service from the date of purchase; and (b) seating for a period of five (5) years of single shift service from the date of purchase with the exception of the Marquee Series, which shall be covered for a period of twelve (12) years of single shift service from the date of purchase.

During the applicable warranty period, Indiana Furniture, as its sole obligation, will repair or replace (at its option) any product, part, or component covered by this warranty and sold after June 1, 2010, which fails under normal use as a result of a defect in material or workmanship. Indiana Furniture will repair or replace the aforementioned product, part, or component with a comparable product, part or component.

This warranty extends only to the original purchasers who acquire new Indiana Furniture products through authorized dealers, or from others specifically authorized by Indiana Furniture to sell its products. Any product, part, or component must have been installed and maintained according to Indiana Furniture's published instructions in order to be eligible for coverage under this warranty and must not have been subject to misuse or abuse. Any improper assembly, modification, alteration, attachment, misuse, abuse, or negligent use by the purchaser or the dealer will void this warranty. Indiana Furniture does not warrant the performance of the product when used in combination with other than original Indiana Furniture products.

This warranty covers all defects encountered in the normal use of Indiana Furniture products, but does not apply to the following:

- damage caused by carrier
- COM/COL (Customers Own Material/Leather) specified
- color, grain or texture of wood and other covering materials due to natural variations
- changes in wood or fabric color due to aging or exposure to light
- defects or damages arising out of the coverage of furniture tops with glass or other foreign materials
- normal wear and tear

As the manufacturer of your furniture, Indiana Furniture stands behind its craftsmanship and pledges to do everything it can to resolve, as quickly as possible, any problems you may have within the terms and conditions of this warranty.

If you encounter a defect covered by the foregoing warranty, you should contact the dealer from whom the product was purchased. In the event the dealer is unable to resolve your warranty issues, you should contact Indiana Furniture. Please ensure that you have all of the pertinent facts when contacting the dealer or Indiana Furniture, including the model number and factory order number from the inspection label attached to the product.

You may contact us as follows:

Telephone:
1-812-482-5727
1-800-422-5727 USA
1-800-362-9470 Canada
1-812-482-9035 Facsimile


Email:
custserv@indianafurniture.com

Mail:
Indiana Furniture
Attn: Quality Assurance Manager
1224 Mill Street, P.O. Box 270
Jasper, Indiana 47547-0270

This document includes all of the warranties given and remedies available with respect to the products manufactured by Indiana Furniture. Indiana Furniture disclaims any other warranties, whether expressed or implied, statutory or otherwise, to the extent legally permissible.

TO THE EXTENT ALLOWED BY LAW, ANY IMPLIED WARRANTIES, INCLUDING ANY WARRANTY OF MERCHANTABILITY OR FITNESS FOR A PARTICULAR PURPOSE, ARE EXPRESSLY DISCLAIMED.

INDIANA FURNITURE SHALL NOT BE LIABLE FOR LOSS OF TIME, CONVENIENCE, COMMERCIAL LOSS OR INCIDENTAL OR CONSEQUENTIAL DAMAGES ARISING FROM ANY PRODUCT DEFECT.



VENEER

Exposed surfaces feature select grade sliced American hardwood carefully selected and matched to assure proper balance and consistency.

TOPS

Wood veneer tops are 5-ply balanced construction and 1¹/₁₆" thick. Laminate tops are 3-ply balanced construction and 1¹/₁₆" thick. Grain direction runs left to right unless noted.

CHASSIS CONSTRUCTION

Veneer chassis are fastened by screws, glue and heavy-duty metal fasteners assuring maximum strength. Units feature finished backs unless otherwise noted. All units ship assembled unless noted. All units ship with leveling glides.

DRAWERS

All drawer fronts are 3-ply construction, 3/4" thick with matched wood grain. Drawer sides, back and front are wood grain vinyl wrapped, 1/2" thick. Box and file drawers have 1/8" thick hardboard bottoms. Lateral file drawers feature 1/4" thick bottoms. 5-sided drawer construction allows for easy removal of drawer fronts.

DRAWER SUSPENSIONS

All drawers have full extension, progressive action slides with precision steel ball bearings. All suspensions have a lifetime warranty.

FILING HARDWARE

All file drawers are standard with filing systems designed to accommodate a variety of filing requirements. Letter width file drawers provide letter filing front to back, and letter or legal filing side to side. Lateral file drawers provide legal or letter filing front to back or side to side.

LOCKING

All desks, credenzas, returns and files feature standard locking. Removable lock cores allow for units to be re-keyed at a later date if required. Units ship randomly keyed as standard.

FINISH

The multi-step finish process used by Indiana Furniture provides years of lasting beauty. High quality finish materials offer distinctive grain clarity, superior resistance to normal wear and ease of maintenance.

RICHLAND 1900 INTERIOR DRAWER DIMENSIONS

Item	Drawers	W	L	D
19-3672RP	Box	12 ³ / ₁₆	16 ¹ / ₄	3 ¹ / ₂
19-3672LP	File	12 ³ / ₁₆	16 ¹ / ₄	9 ¹ / ₄
19-3672DP	Center	19	15	1 ³ / ₄
19-3066RP				
19-3066LP				
19-3066DP				
19-2448RF	Box	12 ³ / ₁₆	16 ¹ / ₄	3 ¹ / ₂
19-2448LF	File	12 ³ / ₁₆	16 ¹ / ₄	9 ¹ / ₄
19-2442RF				
19-2442LF				
19-2072SC				
19-2072RC				
19-2072LC				
19-2072KC				
19-2066SC				
19-2066RC				
19-2066LC				
19-2066KC				
19-2036L4	File	30 ⁹ / ₁₆	15 ¹ / ₈	9 ¹ / ₄
19-2036L2				
19-2072RL				
19-2072LL				
19-2066RL				
19-2066LL				
19-2030L2	File	24 ⁹ / ₁₆	15 ¹ / ₈	9 ¹ / ₄
19-3672TD	Tray	30 ¹¹ / ₁₆	15 ⁵ / ₃₂	1 ³ / ₄
19-3066TD				

Add 3.75% List Price Increase Effective May 1, 2011

How To Order:

19 - 3672DP - TCF - W
| | | |
Series Model # Finish Top

Finish Options:

FCG Fine Cognac Finish*
FMF Formal Mahogany Finish*
TCF Traditional Cherry Finish*

* Available in high pressure laminate tops

Top Options:

W Wood Veneer
P High Pressure Laminate


Edge Detail:



Traditional

All Richland units are standard with a traditional edge detail.

Drawer Pull:



Traditional

Richland units are standard with traditional pulls.

Add 3.75% List Price Increase Effective May 1, 2011

GROMMET LOCATIONS

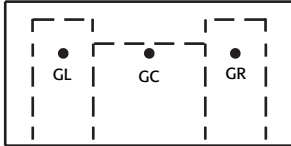
Add upcharge of \$41 list for each grommet.

Specify grommet locations.

- GL - Grommet Left
- GC - Grommet Center
- GR - Grommet Right

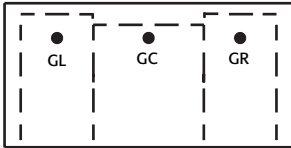
Example: 19-3066LP-GR (Grommet Right)

Grommets may be ordered in non-standard locations. Please attach a drawing to the purchase order showing the location of the grommet.



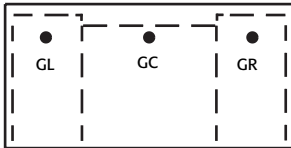
- 19-3672DP
- 19-3672LP
- 19-3672RP

GL/GR - 12" from ends, 23" from user side.
GC - 23" from user side.



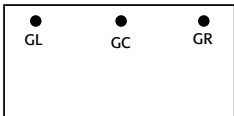
- 19-3066DP
- 19-3066LP
- 19-3066RP

GL/GR - 9" from ends, 23" from user side.
GC - 23" from user side.



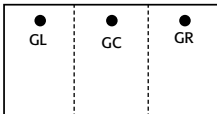
- 19-3060DP

GL/GR - 9" from ends, 23" from user side.
GC - 23" from user side.



- 19-2448UF
- 19-2442UF

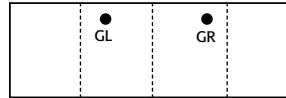
GL/GR - 4" from ends, 19 1/2" from user side.
GC - 20" from user side.



- 19-2442LF 19-2448LF
- 19-2442RF 19-2448RF

GL/GR - 5" from ends, 20" from user side.
GC - 20" from user side.

GROMMET LOCATIONS - CONTINUED



- 19-2072KC
- 19-2072LC
- 19-2072RC
- 19-2072LL*
- 19-2072RL*

GL/GR - 19 1/2" from ends, 17 3/8" from user side.



- 19-2066KC
- 19-2066LC
- 19-2066RC
- 19-2066LL*
- 19-2066RL*

GL/GR - 19 1/2" from ends, 17 3/8" from user side.

* Grommets are only available opposite the pedestal.

LOCKING HUTCH DOORS

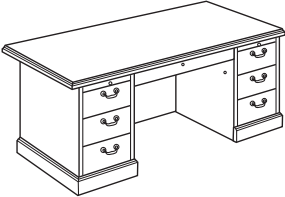
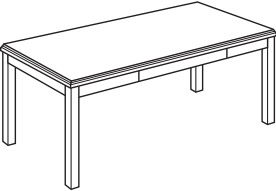
Locking doors are available on hutches. Please specify with locking and add \$60 list to the following units.

- 19-1672HU 19-1666HU

Please specify with locking and add \$48 list to the following units.

- 19-1636WD

Add 3.75% List Price Increase Effective May 1, 2011

Item	Model No.	Description	Dimensions		List Price	
	19-3672DP	<ul style="list-style-type: none"> Box/File in Both Pedestals Wire Management from Pedestal to Kneespace Independent Locking Pedestals and Center Drawer Pull Out Writing Shelves 	Width	72	Laminate Top	\$2081
			Depth	36	Wood Top	\$2257
			Height	30		
			Ship Wt.	274		
		Cubic Ft.	50.04			
	19-3066DP	<ul style="list-style-type: none"> Box/File in Both Pedestals Wire Management from Pedestal to Kneespace Independent Locking Pedestals and Center Drawer Pull Out Writing Shelves 	Width	66	Laminate Top	\$2043
			Depth	30	Wood Top	\$2206
			Height	30		
			Ship Wt.	249		
			Cubic Ft.	38.72		
	19-3060DP	<ul style="list-style-type: none"> Box/File in Both Pedestals Wire Management from Pedestal to Kneespace Independent Locking Pedestals and Center Drawer Pull Out Writing Shelves 	Width	60	Laminate Top	\$1989
			Depth	30	Wood Top	\$2116
			Height	30		
			Ship Wt.	241		
			Cubic Ft.	35.31		
	19-3672TD	<ul style="list-style-type: none"> Center Drawer Top and Legs Ship Separately 	Width	72	Laminate Top	\$1223
			Depth	36	Wood Top	\$1399
			Height	30		
			Ship Wt.	120		
		Cubic Ft.	12.24			
	19-0202TL	<ul style="list-style-type: none"> Standard Table Legs 	Cubic Ft.	0.9	Included	
	19-0202QL	<ul style="list-style-type: none"> Optional Queen Anne Legs 	Cubic Ft.	0.9	Specify & Add:	\$1177
	19-3066TD	<ul style="list-style-type: none"> Center Drawer Top and Legs Ship Separately 	Width	66	Laminate Top	\$1178
			Depth	30	Wood Top	\$1341
			Height	30		
			Ship Wt.	110		
			Cubic Ft.	9.66		
	19-0202TL	<ul style="list-style-type: none"> Standard Table Legs 	Cubic Ft.	0.9	Included	
	19-0202QL	<ul style="list-style-type: none"> Optional Queen Anne Legs 	Cubic Ft.	0.9	Specify & Add:	\$1177

How To Order:

19 - 3672DP - TCF - W
 | | | |
 Series Model # Finish Top



For ordering options, see page 381.

For grommet options, see page 382.

Add 3.75% List Price Increase Effective May 1, 2011

Richland

RICHLAND 1900 SERIES

Item	Model No.	Description	Dimensions	List Price
EXECUTIVE "L" GROUP 	19-3672LP	Left Ped Desk	Width 72	Laminate Top \$1801
	19-3672RP	Right Ped Desk <ul style="list-style-type: none"> • Box/File in Pedestal • Locking Pedestal • Independent Locking Pedestals and Center Drawer • Pull Out Writing Shelves • Wire Management from Pedestal to Kneespace 	Depth 36 Height 30 Ship Wt. 221 Cubic Ft. 50.04	Wood Top \$1977
	19-2448RF	Right Return	Width 48	Laminate Top \$1165
	19-2448LF	Left Return <ul style="list-style-type: none"> • Box/File in Pedestal • Locking Pedestal • Wire Management from Pedestal to Kneespace • Grommet in Back Panel • Grain Direction Runs Front to Back on Worksurface 	Depth 24 Height 30 Ship Wt. 151 Cubic Ft. 23.1	Wood Top \$1270
	19-2442RF	Optional Right Return	Width 42	Laminate Top \$1153
	19-2442LF	Optional Left Return <ul style="list-style-type: none"> • Box/File in Pedestal • Locking Pedestal • Wire Management from Pedestal to Kneespace • Grommet in Back Panel • Grain Direction Runs Front to Back on Worksurface 	Depth 24 Height 30 Ship Wt. 109 Cubic Ft. 16.25	Wood Top \$1248
EXECUTIVE "L" GROUP 	19-3066LP	Left Ped Desk	Width 66	Laminate Top \$1746
	19-3066RP	Right Ped Desk <ul style="list-style-type: none"> • Box/File in Pedestal • Locking Pedestal • Pull Out Writing Shelves • Wire Management from Pedestal to Kneespace 	Depth 30 Height 30 Ship Wt. 191 Cubic Ft. 38.72	Wood Top \$1909
	19-2448RF	Right Return	Width 48	Laminate Top \$1165
	19-2448LF	Left Return <ul style="list-style-type: none"> • Box/File in Pedestal • Locking Pedestal • Wire Management from Pedestal to Kneespace • Grommet in Back Panel • Grain Direction Runs Front to Back on Worksurface 	Depth 24 Height 30 Ship Wt. 151 Cubic Ft. 23.1	Wood Top \$1270
	19-2442RF	Optional Right Return	Width 42	Laminate Top \$1153
	19-2442LF	Optional Left Return <ul style="list-style-type: none"> • Box/File in Pedestal • Locking Pedestal • Wire Management from Pedestal to Kneespace • Grommet in Back Panel • Grain Direction Runs Front to Back on Worksurface 	Depth 24 Height 30 Ship Wt. 109 Cubic Ft. 16.25	Wood Top \$1248

Add 3.75% List Price Increase Effective May 1, 2011

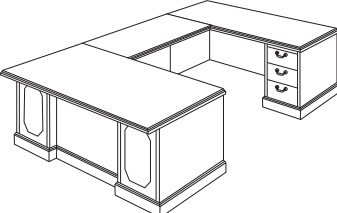
How To Order:

19 - 3672LP - TCF - W
 | | | |
 Series Model # Finish Top

For ordering options, see page 381.

For grommet options, see page 382.

For keyboard options, see page 594-595.

Item	Model No.	Description	Dimensions	List Price
EXECUTIVE "U" GROUP 	19-3672LP	Left Ped Desk	Width 72	Laminate Top \$1801
	19-3672RP	Right Ped Desk <ul style="list-style-type: none"> • Box/File in Pedestal • Independent Locking Pedestals and Center Drawer • Pull Out Writing Shelves • Wire Management from Pedestal to Kneespace 	Depth 36 Height 30 Ship Wt. 221 Cubic Ft. 50.04	Wood Top \$1977


19-2448UF	Bridge <ul style="list-style-type: none"> • Grommet in Back Panel • Grain Direction Runs Front to Back on Worksurface • Hinged Modesty Panel 	Width 48 Depth 24 Height 30 Ship Wt. 82 Cubic Ft. 5.3	Laminate Top \$ 690 Wood Top \$ 795
-----------	---	---	--

NOTE: Also available with half modesty panel. Please specify 19-2448UFH at \$632 list for laminate or \$737 list for wood.

NOTE: Keyboards can not be factory installed.

19-2072RC	Right Ped Credenza	Width 72	Laminate Top \$1245
19-2072LC	Left Ped Credenza <ul style="list-style-type: none"> • Locking Pedestal • Box/File in Letter Width Pedestal • Grommet in Back Panel • Profiled on 3 Sides for Flush Wall Applications 	Depth 20 ⁷ / ₁₆ Height 30 Ship Wt. 235 Cubic Ft. 28.97	Wood Top \$1390

19-2072RL	Optional Right Lateral Credenza	Width 72	Laminate Top \$1472
19-2072LL	Optional Left Lateral Credenza <ul style="list-style-type: none"> • Two Lateral File Drawers • Provide Legal or Letter Filing Front to Back or Side to Side • Central Locking • Grommet in Back Panel • Profiled on 3 Sides for Flush Wall Applications 	Depth 20 ⁷ / ₁₆ Height 30 Ship Wt. 255 Cubic Ft. 28.97	Wood Top \$1617



How To Order:

19 - 3672LP - TCF - W
 | | | |
 Series Model # Finish Top

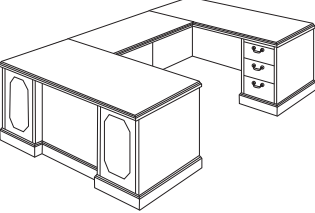
For ordering options, see page 381.

For grommet options, see page 382.

For keyboard options, see page 594-595.

Add 3.75% List Price Increase Effective May 1, 2011

Richland

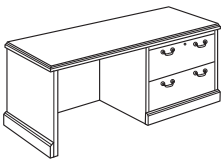
Item	Model No.	Description	Dimensions	List Price
EXECUTIVE "U" GROUP 	19-3066LP	Left Ped Desk	Width 66	Laminate Top \$1746
	19-3066RP	Right Ped Desk <ul style="list-style-type: none"> • Box/File in Pedestal • Independent Locking Pedestals and Center Drawer • Pull Out Writing Shelves • Wire Management from Pedestal to Kneespace 	Depth 30 Height 30 Ship Wt. 191 Cubic Ft. 38.72	Wood Top \$1909

19-2442UF	Bridge <ul style="list-style-type: none"> • Grommet in Back Panel • Grain Direction Runs Front to Back on Worksurface • Hinged Modesty Panel 	Width 42 Depth 24 Height 30 Ship Wt. 68 Cubic Ft. 4.7	Laminate Top \$ 660 Wood Top \$ 755
-----------	---	---	--

NOTE: Also available with half modesty panel. Please specify 19-2442UFH at \$605 list for laminate or \$700 list for wood.
NOTE: Keyboards can not be factory installed.

19-2066RC	Right Ped Credenza	Width 66	Laminate Top \$1237
19-2066LC	Left Ped Credenza <ul style="list-style-type: none"> • Locking Pedestal • Box/File in Letter Width Pedestal • Grommet in Back Panel • Profiled on 3 Sides for Flush Wall Applications 	Depth 20 ¹ / ₆ Height 30 Ship Wt. 139 Cubic Ft. 26.62	Wood Top \$1377

19-2066RL	Optional Right Lateral Credenza	Width 66	Laminate Top \$1453
19-2066LL	Optional Left Lateral Credenza <ul style="list-style-type: none"> • Two Lateral File Drawers Provide Legal or Letter Filing Front to Back or Side to Side • Central Locking • Grommet in Back Panel • Profiled on 3 Sides for Flush Wall Applications 	Depth 20 ¹ / ₆ Height 30 Ship Wt. 220 Cubic Ft. 26.62	Wood Top \$1593



Add 3.75% List Price Increase Effective May 1, 2011

How To Order:

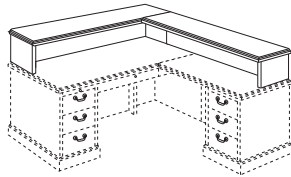
19 - 3066LP - TCF - W
 | | | |
 Series Model # Finish Top

For ordering options, see page 381.

For grommet options, see page 382.

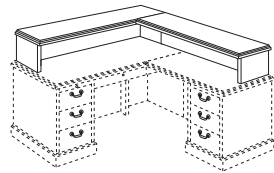
For keyboard options, see page 594-595.

Item	Model No.	Description	Dimensions	List Price	
RISERS FOR EXECUTIVE "L" GROUP 36 x 72 DESK	19-1272TR	Desk Transaction Riser • For Use on 19-3672LP/RP	Width	72	<u>Laminate Top</u> \$ 680
			Depth	12	<u>Wood Top</u> \$ 742
			Height	13 ¹ / ₁₆	
			Ship Wt.	60	
			Cubic Ft.	9	



19-0972RU	Right Return Riser	Width	72	<u>Laminate Top</u> \$ 644
19-0972LU	Left Return Riser	Depth	9	<u>Wood Top</u> \$ 696
	• For Use with 19-1272TR and 19-2448RF/LF Returns	Height	13 ¹ / ₁₆	
		Ship Wt.	45	
		Cubic Ft.	8.16	

RISERS FOR EXECUTIVE "L" GROUP 30 x 66 DESK	19-1266TR	Desk Transaction Riser • For Use on 19-3066LP/RP	Width	66	<u>Laminate Top</u> \$ 670
			Depth	12	<u>Wood Top</u> \$ 732
			Height	13 ¹ / ₁₆	
			Ship Wt.	55	
			Cubic Ft.	7.45	



19-0966RU	Right Return Riser	Width	66	<u>Laminate Top</u> \$ 617
19-0966LU	Left Return Riser	Depth	9	<u>Wood Top</u> \$ 675
	• For Use with 19-1266TR and 19-2448RF/LF Returns	Height	13 ¹ / ₁₆	
		Ship Wt.	49	
		Cubic Ft.	7.51	

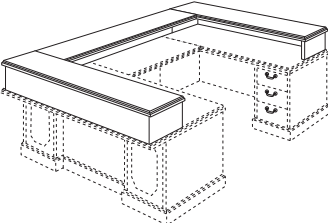
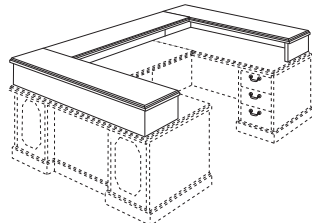
How To Order:

19 - 1272TR - TCF - W
| | | |
Series Model # Finish Top

For ordering options, see page 381.

Add 3.75% List Price Increase Effective May 1, 2011

Richland

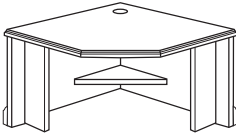
Item	Model No.	Description	Dimensions	List Price
RISERS FOR EXECUTIVE "U" GROUP 36 X 72 DESK 	19-1272TR	Desk Transaction Riser • For Use on 19-3672LP/RP	Width 72	Laminate Top \$ 680
			Depth 12	Wood Top \$ 742
			Height 13 ¹ / ₁₆	
			Ship Wt. 60	
			Cubic Ft. 9	
	19-0980BU	Bridge Riser • For Use with Two 19-1272TR's and 19-2448UF	Width 80 ⁷ / ₁₆	Laminate Top \$ 625
			Depth 9	Wood Top \$ 680
			Height 13 ¹ / ₁₆	
			Ship Wt. 66	
			Cubic Ft. 8.84	
	19-1272TR	Credenza Transaction Riser • For Use with 72" Credenzas	Width 72	Laminate Top \$ 680
			Depth 12	Wood Top \$ 742
			Height 13 ¹ / ₁₆	
			Ship Wt. 60	
			Cubic Ft. 9	
RISERS FOR EXECUTIVE "U" GROUP 30 X 66 DESK 	19-1266TR	Desk Transaction Riser • For Use on 19-3066LP/RP	Width 66	Laminate Top \$ 670
			Depth 12	Wood Top \$ 732
			Height 13 ¹ / ₁₆	
			Ship Wt. 55	
			Cubic Ft. 7.45	
	19-0968BU	Bridge Riser • For Use with Two 19-1266TR's and 19-2442UF	Width 68 ⁷ / ₁₆	Laminate Top \$ 585
			Depth 9	Wood Top \$ 638
			Height 13 ¹ / ₁₆	
			Ship Wt. 60	
			Cubic Ft. 8.38	
	19-1266TR	Credenza Transaction Riser • For Use with 66" Credenzas	Width 66	Laminate Top \$ 670
			Depth 12	Wood Top \$ 732
			Height 13 ¹ / ₁₆	
			Ship Wt. 55	
			Cubic Ft. 7.45	

Add 3.75% List Price Increase Effective May 1, 2011


How To Order:


19 - 1272TR - TCF - W
 | | | |
 Series Model # Finish Top

For ordering options, see page 381.

Item	Model No.	Description	Dimensions	List Price
CORNER UNIT 	19-4242CU	<ul style="list-style-type: none"> Freestanding Support Unit Connects to 24" Deep Bridges and Returns Grommet in Top 	Width 42	<u>Laminate Top</u> \$1178
			Depth 42	<u>Wood Top</u> \$1276
			Height 30	
			Diagonal Sit 25½	
			Diagonal Top 25⅞	
			Ship Wt. 145	
			Cubic Ft. 34.45	
	19-3636CU	<ul style="list-style-type: none"> Freestanding Support Unit Connects to 24" Deep Bridges and Returns Grommet in Top 	Width 36	<u>Laminate Top</u> \$ 937
			Depth 36	<u>Wood Top</u> \$1025
			Height 30	
			Diagonal Sit 18½	
			Diagonal Top 17	
			Ship Wt. 135	
			Cubic Ft. 25.7	

NOTE: Not all keyboards fit this unit. Recommended keyboards are 1-KCWR, 1-KCPR and 1-KC, see pages 594-595.

STORAGE CREDENZA 	19-2072SC	<ul style="list-style-type: none"> Box/File in Both Pedestals Pedestal Locking Behind Doors Fixed Shelf Behind Doors Profiled on 3 Sides for Flush Wall Applications 	Width 72	<u>Laminate Top</u> \$1298
			Depth 20⅞	<u>Wood Top</u> \$2073
			Height 30	
			Ship Wt. 349	
			Cubic Ft. 28.97	
	19-2066SC	<ul style="list-style-type: none"> Box/File in Both Pedestals Pedestal Locking Behind Doors Fixed Shelf Behind Doors Profiled on 3 Sides for Flush Wall Applications 	Width 66	<u>Laminate Top</u> \$1899
			Depth 20⅞	<u>Wood Top</u> \$2039
			Height 30	
			Ship Wt. 320	
			Cubic Ft. 26.62	

KNEESPACE CREDENZA 	19-2072KC	<ul style="list-style-type: none"> Box/File in Both Pedestals Pedestal Locking in Kneespace Grommet in Back Panel Profiled on 3 Sides for Flush Wall Applications 	Width 72	<u>Laminate Top</u> \$1613
			Depth 20⅞	<u>Wood Top</u> \$1758
			Height 30	
			Ship Wt. 300	
			Cubic Ft. 28.97	
	19-2066KC	<ul style="list-style-type: none"> Box/File in Both Pedestals Pedestal Locking in Kneespace Grommet in Back Panel Profiled on 3 Sides for Flush Wall Applications 	Width 66	<u>Laminate Top</u> \$1600
			Depth 20⅞	<u>Wood Top</u> \$1740
			Height 30	
			Ship Wt. 285	
			Cubic Ft. 26.62	

How To Order:




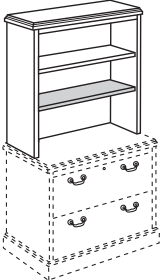
19 - 2072SC - TCF - W
| | | |
Series Model # Finish Top

For ordering options, see page 381.

For keyboard options, see page 594-595.

Add 3.75% List Price Increase Effective May 1, 2011

Richland

Item	Model No.	Description	Dimensions		List Price	
FOUR DRAWER LATERAL FILE 	19-2036L4	<ul style="list-style-type: none"> • Central Locking • Anti-Tilt Mechanism • File Drawers Provide Legal or Letter Filing Front to Back or Side to Side • ¼" Thick Drawer Bottoms Allow for Storage Applications • Profiled on 3 Sides for Flush Wall Applications 	Width	36	<u>Laminate Top</u>	<u>\$1784</u>
			Depth	20 ⁷ / ₁₆	<u>Wood Top</u>	<u>\$1845</u>
			Height	52 ¹³ / ₁₆		
			Ship Wt.	260		
			Cubic Ft.	27.52		
TWO DRAWER LATERAL FILE 	19-2036L2	<ul style="list-style-type: none"> • Central Locking • Anti-Tilt Mechanism • File Drawers Provide Legal or Letter Filing Front to Back or Side to Side • ¼" Thick Drawer Bottoms Allow for Storage Applications • Profiled on 3 Sides for Flush Wall Applications 	Width	36	<u>Laminate Top</u>	<u>\$1301</u>
			Depth	20 ⁷ / ₁₆	<u>Wood Top</u>	<u>\$1362</u>
			Height	30		
			Ship Wt.	185		
			Cubic Ft.	14.88		
TWO DRAWER LATERAL FILE 	19-2030L2	<ul style="list-style-type: none"> • Central Locking • Anti-Tilt Mechanism • File Drawers Provide Legal or Letter Filing Front to Back or Side to Side • ¼" Thick Drawer Bottoms Allow for Storage Applications • Profiled on 3 Sides for Flush Wall Applications 	Width	30	<u>Laminate Top</u>	<u>\$1203</u>
			Depth	20 ⁷ / ₁₆	<u>Wood Top</u>	<u>\$1277</u>
			Height	30		
			Ship Wt.	185		
			Cubic Ft.	14.88		
TOP UNIT BOOKCASE 	19-1636TU	<ul style="list-style-type: none"> • Fixed Bottom Shelf • One Adjustable Shelf • For Use on 19-2036L2 • 1" Thick Shelves • Profiled on 3 Sides for Flush Wall Applications 	Width	36	<u>Wood Top</u>	<u>\$ 782</u>
			Depth	15 ³ / ₄		
			Height	38 ¹ / ₄		
			Ship Wt.	125		
			Cubic Ft.	15.83		

Add 3.75% List Price Increase Effective May 1, 2011

How To Order:

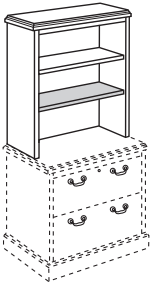
19 - 2036L4 - TCF - W
 | | | |
 Series Model # Finish Top

For ordering options, see page 381.

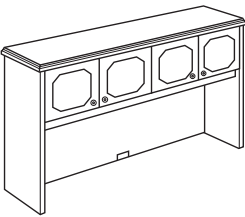
For grommet options, see page 382.

For keyboard options, see page 594-595.

Item	Model No.	Description	Dimensions	List Price
TOP UNIT BOOKCASE	19-1630TU	<ul style="list-style-type: none"> • Fixed Bottom Shelf • One Adjustable Shelf • For Use on 19-2030L2 • 1" Thick Shelves • Profiled on 3 Sides for Flush Wall Applications 	Width 30 Depth 15¾ Height 38¼ Ship Wt. 125 Cubic Ft. 15.83	Wood Top \$ 753

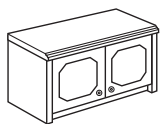


HUTCH	19-1672HU	<ul style="list-style-type: none"> • For Use on 72" Wide Credenzas • Storage Behind Wood Grained Doors • Grommet • Profiled on 3 Sides for Flush Wall Applications 	Width 72 Depth 15¾ Height 38¼ Ship Wt. 258 Cubic Ft. 30.73	Wood Top \$1490
	TB-2072H	• Optional Tackboard/Specify Seating Fabric Grade 1, 2, 3		Add: \$566
	TL-0848	• Optional Tasklight		Add: \$338



	19-1666HU	<ul style="list-style-type: none"> • For Use on 66" Wide Credenzas • Storage Behind Wood Grained Doors • Grommet • Profiled on 3 Sides for Flush Wall Applications 	Width 66 Depth 15¾ Height 38¼ Ship Wt. 235 Cubic Ft. 28.14	Wood Top \$1461
	TB-2066H	• Optional Tackboard/Specify Seating Fabric Grade 1, 2, 3		Add: \$566
	TL-0848	• Optional Tasklight		Add: \$338

WALL MOUNT HUTCH	19-1636WD	<ul style="list-style-type: none"> • Mounts to Wall • Mounting Brackets Included • Storage Behind Wood Grained Doors • Profiled on Front Edge Only for Multiple Unit Applications 		Wood Top \$ 735
	TB-0136W	• Optional Wallmount Tackboard/Specify Seating Fabric 1, 2, 3	Specify & Add:	\$334



NOTE: Indiana Furniture will not be held liable for wall-mount hutches that are not properly installed.

NOTE: The unit may not align suitably when configured with other 1900 units due to the traditional overhang tops on those products.

How To Order:

19 - 1672HU - TCF
 | | |
 Series Model # Finish

For ordering options, see page 381.

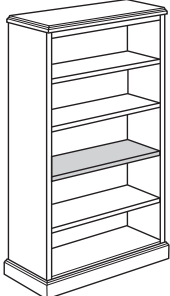
For grommet options, see page 382.

For keyboard options, see page 594-595.

Add 3.75% List Price Increase Effective May 1, 2011

Richland

Item	Model No.	Description	Dimensions		List Price	
BOOKCASE	19-3668BC	<ul style="list-style-type: none"> • One Fixed Shelf • Three Adjustable Shelves • 1" Thick Shelves • Unfinished Back • Profiled on 3 Sides for Flush Wall Applications 	Width	36	<u>Wood Top</u>	<u>\$1289</u>
			Depth	15¾		
			Height	67½		
			Ship Wt.	165		
			Cubic Ft.	24.3		

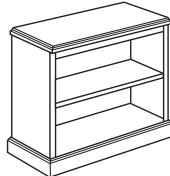


NOTE: Recommended for application against a wall.

BOOKCASE	19-3648BC	<ul style="list-style-type: none"> • Two Adjustable Shelves • 1" Thick Shelves • Finished Back • Profiled on 3 Sides for Flush Wall Applications 	Width	36	<u>Laminate Top</u>	<u>\$ 963</u>
			Depth	15¾	<u>Wood Top</u>	<u>\$1053</u>
			Height	48		
			Ship Wt.	104		
			Cubic Ft.	19.9		



BOOKCASE	19-3630BC	<ul style="list-style-type: none"> • One Adjustable Shelf • 1" Thick Shelf • Finished Back • Profiled on 3 Sides for Flush Wall Applications 	Width	36	<u>Laminate Top</u>	<u>\$ 833</u>
			Depth	15¾	<u>Wood Top</u>	<u>\$ 923</u>
			Height	30		
			Ship Wt.	85		
			Cubic Ft.	11.08		



Add 3.75% List Price Increase Effective May 1, 2011

How To Order:

19 - 3630BC - TCF - P
 | | | |
 Series Model # Finish Top

For ordering options, see page 381.

For grommet options, see page 382.


For keyboard options, see page 594-595.

Item	Model No.	Description	Dimensions	List Price
DOUBLE WARDROBE UNIT	19-3668WD	<ul style="list-style-type: none"> • Two Doors • Top Shelf Fixed Behind Each Door • Three Adjustable Shelves on Left Side • Coat Rod on Right Side • Unfinished Back • Profiled on 3 Sides for Flush Wall Applications 	Width 36 Depth 20 ⁷ / ₁₆ Height 67 ¹ / ₂ Ship Wt. 290 Cubic Ft. 42.02	\$1924



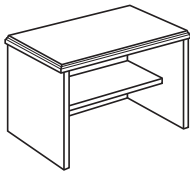
NOTE: Recommended for application against a wall.

COMPUTER DESK WITH HUTCH	19-2448LP	Left Ped Desk	Width 48	Laminate Top \$1274
	19-2448RP	Right Ped Desk	Depth 24	Wood Top \$1379
		<ul style="list-style-type: none"> • Box/File in Pedestal • Locking Pedestal • Pull Out Keyboard Shelf • Wire Management from Pedestal to Kneespace • Grommet in Back Panel • Finished Back 	Height 30 Ship Wt. 158 Cubic Ft. 24.91	



19-1246HU	<ul style="list-style-type: none"> • Optional Hutch for Computer Desk • Finished Back • Hutch Back Open Across Bottom for Wire Management • Open Shelf on Top • One Adjustable Shelf for Left or Right Application 	Width 46 Depth 12 Height 25 Ship Wt. 54 Cubic Ft. 10.25	\$ 682
-----------	---	---	--------

COMPUTER WORK TABLE	19-2436CW	<ul style="list-style-type: none"> • Fixed Shelf • Grommet in Back Panel 	Width 36 Depth 24 Height 27 Ship Wt. 110 Cubic Ft. 17.58	Laminate Top \$ 714 Wood Top \$ 780
---------------------	-----------	--	--	--



PS-20BL	• Optional 2 Paper Slots	Specify & Add:	\$102
SC-20BR	• Optional Casters	Specify & Add:	\$121

How To Order:

19 - 2448RP - TCF - P
 | | | |
 Series Model # Finish Top

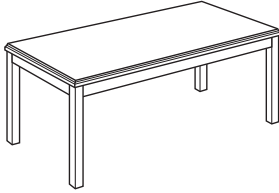
For ordering options, see page 381.

For grommet options, see page 382.

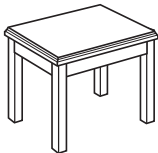
For keyboard options, see page 594-595.

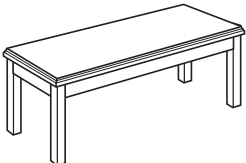
Add 3.75% List Price Increase Effective May 1, 2011

Richland

Item	Model No.	Description	Dimensions		List Price	
WORK TABLE 	19-3672WT	• Shipped KD	Width	72	Laminate Top	\$ 995
			Depth	36	Wood Top	\$1171
			Height	30		
			Ship Wt.	125		
			Cubic Ft.	11.39		

19-3060WT	• Shipped KD	Width	60	Laminate Top	\$ 873
		Depth	30	Wood Top	\$1000
		Height	30		
		Ship Wt.	89		
		Cubic Ft.	8.04		

END TABLE 	19-1824ET	• Shipped KD	Width	18	Laminate Top	\$ 414
			Depth	24	Wood Top	\$ 448
			Height	22		
			Ship Wt.	25		
			Cubic Ft.	2.01		

MAGAZINE TABLE 	19-1847MT	• Shipped KD	Width	47	Laminate Top	\$ 577
			Depth	18	Wood Top	\$ 626
			Height	16		
			Ship Wt.	42		
			Cubic Ft.	3.4		

How To Order:


19 - 3672WT - TCF - W
 | | | |
 Series Model # Finish Top

For ordering options, see page 381.

For grommet options, see page 382.

For keyboard options, see page 594-595.

Add 3.75% List Price Increase Effective May 1, 2011

Item	Model No.	Description	Dimensions		List Price	
CIRCULAR TOP 	19-4848CT	<ul style="list-style-type: none"> • 48" Diameter Top • Accommodates 5 Chairs • Hardwood Queen Anne Base Ships Separately 	Width	48	<u>Laminate Top</u>	<u>\$1173</u>
			Depth	48	<u>Wood Top</u>	<u>\$1284</u>
			Height	1 $\frac{1}{16}$		
			Ship Wt.	95		
			Cubic Ft.	4.34		
<hr/>						
	1-0606QB	• Queen Anne Base	Ship Wt.	26		Included
<hr/>						
	19-4242CT	<ul style="list-style-type: none"> • 42" Diameter Top • One Base Required • Accommodates 4 Chairs 	Width	42	<u>Laminate Top</u>	<u>\$1086</u>
			Depth	42	<u>Wood Top</u>	<u>\$1191</u>
			Height	1 $\frac{1}{16}$		
			Ship Wt.	70		
			Cubic Ft.	3.36		
<hr/>						
	1-0606QB	• Queen Anne Base	Ship Wt.	26		Included
<hr/>						
	19-3636CT	<ul style="list-style-type: none"> • 36" Diameter Top • One Base Required • Accommodates 3 Chairs 	Width	36	<u>Laminate Top</u>	<u>\$1045</u>
			Depth	36	<u>Wood Top</u>	<u>\$1137</u>
			Height	1 $\frac{1}{16}$		
			Ship Wt.	50		
			Cubic Ft.	2.51		
<hr/>						
	1-0606QB	• Queen Anne Base	Ship Wt.	26		Included

Add 3.75% List Price Increase Effective May 1, 2011

How To Order:

19 - 4242CT - TCF - W
 | | | |
 Series Model # Finish Top

For ordering options, see page 381.