

# SEATING

Price List

Effective 3.15.09

Add 3.75% List Price Increase Effective May 1, 2011

INDIANA  
FURNITURE

**INDIANA FURNITURE**  
**PRODUCT WARRANTY**

Indiana Furniture warrants the products manufactured by it to be free from defects in material and workmanship as follows: (a) casegoods for a period of ten (10) years of single shift service from the date of purchase; and (b) seating for a period of five (5) years of single shift service from the date of purchase.

During the applicable warranty period, Indiana Furniture, as its sole obligation, will repair or replace (at its option) any product, part, or component covered by this warranty and sold after March 15, 2009, which fails under normal use as a result of a defect in material or workmanship. Indiana Furniture will repair or replace the aforementioned product, part, or component with a comparable product, part or component.

This warranty extends only to the original purchasers who acquire new Indiana Furniture products through authorized dealers, or from others specifically authorized by Indiana Furniture to sell its products. Any product, part, or component must have been installed and maintained according to Indiana Furniture's published instructions in order to be eligible for coverage under this warranty and must not have been subject to misuse or abuse. Any improper assembly, modification, alteration, attachment, misuse, abuse, or negligent use by the purchaser or the dealer will void this warranty. Indiana Furniture does not warrant the performance of the product when used in combination with other than original Indiana Furniture products.

This warranty covers all defects encountered in the normal use of Indiana Furniture products, but does not apply to the following:

- damage caused by carrier
- COM/COL (Customers Own Material/Leather) specified
- color, grain or texture of wood and other covering materials due to natural variations
- changes in wood or fabric color due to aging or exposure to light
- defects or damages arising out of the coverage of furniture tops with glass or other foreign materials
- normal wear and tear

As the manufacturer of your furniture, Indiana Furniture stands behind its craftsmanship and pledges to do everything it can to resolve, as quickly as possible, any problems you may have within the terms and conditions of this warranty.

If you encounter a defect covered by the foregoing warranty, you should contact the dealer from whom the product was purchased. In the event the dealer is unable to resolve your warranty issues, you should contact Indiana Furniture. Please ensure that you have all of the pertinent facts when contacting the dealer or Indiana Furniture, including the model number and factory order number from the inspection label attached to the product.

You may contact us as follows:

Telephone:

1-812-482-5727

1-800-422-5727 USA

1-800-362-9470 Canada

1-812-482-9035 Facsimile

Email:

[custserv@indianafurniture.com](mailto:custserv@indianafurniture.com)

Mail:

Indiana Furniture

Attn: Quality Assurance Manager

1224 Mill Street, P.O. Box 270

Jasper, Indiana 47547-0270

This document includes all of the warranties given and remedies available with respect to the products manufactured by Indiana Furniture. Indiana Furniture disclaims any other warranties, whether expressed or implied, statutory or otherwise, to the extent legally permissible.

**TO THE EXTENT ALLOWED BY LAW, ANY IMPLIED WARRANTIES, INCLUDING ANY WARRANTY OF MERCHANTABILITY OR FITNESS FOR A PARTICULAR PURPOSE, ARE EXPRESSLY DISCLAIMED.**

**INDIANA FURNITURE SHALL NOT BE LIABLE FOR LOSS OF TIME, CONVENIENCE, COMMERCIAL LOSS OR INCIDENTAL OR CONSEQUENTIAL DAMAGES ARISING FROM ANY PRODUCT DEFECT.**



Add 3.75% List Price Increase Effective May 1, 2011

**UPHOLSTERY**

Indiana Furniture manufactures seating to meet your own personal style and taste. Highly-skilled upholsterers hand tailor each unit to meet individual chair specifications. Button tufting is hand applied, and pleats are individually tailored on each chair. Hand set nail trim is individually applied to many traditional chairs. Upholstery options include a wide variety of contemporary and traditional styles in vinyls, leathers, Maharam, Momentum, Mayer and of stinson upholsteries, all pre-graded in this price list for your ease of use. No need to order your own fabric and risk lost orders, fabric costs, freight costs, insufficient yardage, delays, damage, misidentification or wrong shipping locations. Let Indiana Furniture do all the work for you.

**CONSTRUCTION**

Indiana Furniture chair frames are manufactured using kiln-dried solid hardwoods and structurally engineered hardwood plywood. All exposed wood areas are selected from the highest grades of hardwoods. All chair joints are double doweled or mortised and tenoned, screwed and glued for maximum strength and durability. Our frames are individually hand assembled and carefully hand sanded prior to being finished.

**FINISH**

Indiana Furniture uses a multi-step hand finishing process on all exposed wood frames. Each frame is pre-sanded for smoothness. Chairs are stained and finished with a catalyzed varnish finish which offers durability, lasting beauty and resistance to normal wear. All chair finishes correspond with matching Indiana Furniture casegoods finishes which allows for easy match-up of furniture components without having to custom-stain wood chairs or casegoods within an office.

**FOAM**

All Indiana Furniture chairs feature high grade polyurethane foam that is attached to chair frame members. To secure additional comfort, high gauge sinuous springs or high quality resilient sheet webbing fastened underneath the polyurethane foam ensures a much softer feel to the chair.

**LIFTS**

All Indiana Furniture swivel chairs are standard with gas lift mechanisms which allow height adjustments to accommodate various work surfaces.

**CONTROLS**

Indiana Furniture swivel tilt controls are selected to achieve the most comfortable and easy operating controls in today's market. Exceeding the strictest ANSI/BIFMA engineering standards, the slim swivel tilt profile mechanisms feature smooth and noiseless operation. Tension control is easily achieved by an adjusting handwheel located within easy reach below the seat and near the front of the mechanism. Selected series also offer other control options, which include either the knee-tilt or syncro-tilt controls.

Both the knee-tilt and syncro-tilt options offer variable tension mechanisms to allow for different body sizes and weights and minimal rise of the seat's front edge. This allows the user's feet to remain planted while reclining to a relaxing position. The syncro-tilt mechanism, however, enhances these benefits by taking full advantage of a synchronized seat and back tilting movement.

**How To Order:**

964 - AC - Sassy Char - ST  
 | | | |  
 Model # Finish Upholstery Control

To Order Specify:

- 1) Model Number
- 2) Wood Finish (if applicable)
- 3) Upholstery Pattern & Color
- 4) Base Option (if applicable)
- 5) Control Option (if applicable)

**Finish Options:**

LO	Light Oak	EF	Espresso Finish	BA	Bourbon Anigre
MO	Medium Oak	PW	Presidential Walnut	DA	Dark Anigre
CM	Clear Maple	GC	Golden Cherry	AA	Autumn Anigre
LM	Light Maple	BC	Bourbon Cherry	EA	Espresso Anigre
SM	Sugar Maple	AC	Autumn Cherry	GA	Golden Anigre
HC	Heritage Cherry	CC	Classic Cherry		
TM	Traditional Mahogany	DC	Dark Cherry		
RM	Royal Mahogany	YC	Yorkshire Cherry		
IW	Imperial Walnut	TCF	Traditional Cherry		
MW	Mahogany on Walnut	FMF	Formal Mahogany		
CF	Cherry Finish	VM	Victorian Mahogany		
FCG	Fine Cognac	MF	Mahogany Finish		
CG	Cognac	BL	Black		

**Upholstery Options:**

Indiana Furniture offers a wide variety of contemporary and traditional styles in vinyls, leathers, Maharam, Momentum, cf Stinson, Mayer Fabrics and Ultrafabrics upholsteries, all pre-graded in this price list for your ease of use. See pages 545-551.

COM and COL are also accepted at Indiana Furniture. Please see pages 543-544 for COM/COL instructions.

**QUICK SHIP**

Select sku's are available on a five-day or 10-day build program in a variety of fabrics to match all casegood finishes. See page 545 for in stock fabric selections. Quantities are limited to 8 sku's per order. Contact Customer Service for more information.

Add 3.75% List Price Increase Effective May 1, 2011

Seating

**GRADED-IN PROGRAMS**

As a special service to our customers, Indiana Furniture has graded-in upholsteries from Momentum, cf Stinson, Maharam, Mayer Fabrics and Ultrafabrics. Please refer to pages 545-551 for a complete listing of all pre-graded upholsteries. Indiana Furniture, along with these fabric suppliers, is committed to offering you a quick and easy ordering procedure and quick delivery of your seating from a single source supplier.

**SPECIAL FABRIC/VINYL COMBINATIONS**

All units are available in a combination of fabric/fabric or fabric/vinyl. Indicate on order the desired combination by listing the back covering first and the seat covering second.

**PHOTOGRAPHIC FABRIC CARDS**

The fabrics represented on Indiana Furniture photographic cards were reproduced using the finest technology available. Each Indiana Furniture photo card has an 800 phone # for your use while ordering free fabric swatches or samples. Please verify your desired fabric before ordering as such orders are not subject to return to Indiana Furniture.

**CONTROL OPTIONS:****Knee-Tilt Control**

The Knee-Tilt control features a heavy duty torsion bar or a spring tension control which allows variable tension for different body sizes and weights and minimal rise of the seat's front edge. This allows the user's feet to remain planted while reclining to a relaxing position.

A Knee-Tilt control is available on swivel chairs in Energi, Brea, Karlin, Larson, Reminisce, Montara, Kennerley, Amery, and Breman series.

Knee-Tilt Control: Specify "KT" and add \$145 list.

**Syncro-Tilt Control**

The Syncro-Tilt control features a tension adjustable mechanism that offers reduced front seat edge rise which allows a user's feet to remain planted while reclining in a relaxing position. In addition, the mechanism takes full advantage of a synchronized seat and back tilting movement to enhance these benefits.

The Syncro-Tilt provides adequate spring tension and adjustability while maintaining even support throughout the entire travel range, satisfying a full spectrum of user sizes and weights. It also allows users to achieve a wide variety of positions common in multi-task seating.

A Syncro-Tilt control is available on swivel chairs in the Pavia series.

Syncro-Tilt Control: Specify "ST" and add \$145 list.

**CASTERS**

All Indiana Furniture traditional chairs are standard with brass hooded dual wheel casters. Indiana Furniture contemporary chairs are standard with black hooded dual wheel casters. Soft wheel casters are optional on any Elation bases at no additional charge. Extended lead times will apply.

**BASES**

All Indiana Furniture swivel chairs are standard with 5-star bases. Decorative hardwood caps, stylish black nylon or sleek metal bases complement each chair design.

Optional bases are available on Elations and Syntic swivel seating. A contemporary polished Aluminum Base or stylish Wood Base can be selected.

Aluminum Base: Specify "AB" and add \$88 list.

Wood Base: Specify "WB" and add \$205 list.

**NAIL TRIM**

Antique brass nail trim is standard in Montara, Kennerley, Amery, Breman and Cirka seating. As an option, Indiana Furniture offers welt cord trim (WC) in place of the nail trim at no additional charge. Must be specified on order.

**FRAMES**

All Indiana Furniture chairs feature kiln-dried hardwoods which are double-doweled, securely glued and screwed for maximum joint stability.

**UPHOLSTERY FOAM**

All Indiana Furniture chairs consist of a high grade polyurethane fire resistant foam that is attached to chair frame members.

**FINISH**

Indiana Furniture standard seating finishes correspond to casegoods finishes. Minor variations in finish color and value may occur due to the natural characteristics of wood. Consult this price list for specific finish availability within each series.

**Special Finishes:** Indiana Furniture is able to accommodate our customer's needs for specific finish matches. Please submit a 3" x 5" sample panel to Customer Service for quotation, and lead time.

All Indiana Furniture Chairs feature a catalyzed varnish finish which offers lasting beauty and resistance to normal wear.

**CAL 133 CERTIFICATION**

California Technical Bulletin 133 (TB 133 or CAL 133) is a composite fire test for fully-assembled seating manufactured for use in certain public buildings. As such, the certification is specific to the fabric that is used in conjunction with the frame and the barrier. Many Indiana Furniture seating products, in combination with some of our standard fabrics, can be manufactured to meet the requirements for certification. Depending on the frame style, a fire-retardant barrier or fire-retardant foam will be incorporated in the chair construction to provide the best opportunity for a successful CAL 133 burn test.

The cost of the test is \$660 (net) which includes the test, freight to the test facility and the fully-assembled test sample. Once payment has been made, please allow approximately 6 weeks for the production of the chair and the completion of the test. Once we receive the successful certification, the order may be placed using the "CAL" prefix on the model number with an up-charge of \$90 list per chair. Please contact Customer Service at 800.422.5727 to order the test.

If you do not need the actual Certification, but wish to have the chairs manufactured to meet the regulation, we can upholster the chair using the fire-retardant components at the \$90 list up-charge per chair. Please order the appropriate frame using the "CAL" prefix in front of the model number.

Please note that if you wish to have Certification on a COM material, Indiana Furniture must approve the fabric according to the COM policy as well.

**COM - CUSTOMER'S OWN MATERIAL**

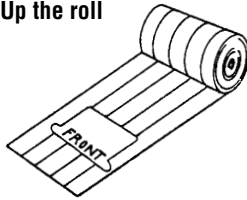
All Indiana Furniture seating is available with material furnished by the customer. Refer to grade 1 for list prices. Refer to individual model number for COM yardage requirements. The listed COM yardage requirement is based on the use of non-directional fabric 54" wide. Extra fabric is required to match any pattern with a repeat, either vertically or horizontally. Use the chart below as a guide to add to plain COM yardage requirements listed in the price list.

Fabric Width	Plain Fabric	2"- 14" Repeat	15"- 27" Repeat	28"- 36" Repeat
54"	0%	15%	30%	35%

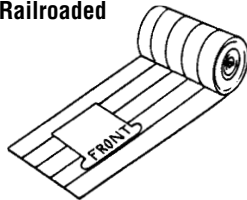
**Note: Fabrics less than 54" wide will not be accepted.**

Due to the upholstery process used by Indiana Furniture, some COM fabrics are considered directional that may not be considered directional by the fabric supplier. All COM's are cut "up the roll" by Indiana Furniture unless otherwise directed by the customer (see below). All directional fabrics on Indiana Furniture frames match both vertically and horizontally. If you do not desire repeat match, please specify on order.

**Up the roll**



**Railroaded**



**NOTE:** Directional covers, such as stripes, patterns and plaids may not meet your satisfaction due to contoured shapes and tufting of some models. Should you require such a selection, we will upholster as perfect as possible, but such orders are not subject to return. If in doubt, contact your Indiana Furniture Customer Service Representative prior to placing the order.

**COM Ordering Instructions:**

Fill out the form below and attach sample according to instructions on reverse side of form. Failure to complete this form and supply samples will delay the scheduling of the purchase order. Orders will not be scheduled until fabric is received from the supplier. Fabric should not be ordered until Indiana Furniture has approved the sample.

COM Approval Form:

Dealer Name \_\_\_\_\_ Phone \_\_\_\_\_ Fax \_\_\_\_\_  
 Contact Person \_\_\_\_\_ City \_\_\_\_\_ State \_\_\_\_\_ Zip \_\_\_\_\_  
 Mill/Supplier \_\_\_\_\_ Pattern \_\_\_\_\_ Color \_\_\_\_\_  
 Repeat Inches: Horizontal \_\_\_\_\_ Vertical \_\_\_\_\_ Directional: Yes / No

**Note: Required fabric width is 54".**

Face Reversible: Yes / No Estimated arrival of COM \_\_\_\_\_

Product COM is to be applied to:

- 1) Model # \_\_\_\_\_ Qty \_\_\_\_\_ Ydg. Ea. \_\_\_\_\_ x Repeat \_\_\_\_\_ = \_\_\_\_\_ Yds.
- 2) Model # \_\_\_\_\_ Qty \_\_\_\_\_ Ydg. Ea. \_\_\_\_\_ x Repeat \_\_\_\_\_ = \_\_\_\_\_ Yds.
- 3) Model # \_\_\_\_\_ Qty \_\_\_\_\_ Ydg. Ea. \_\_\_\_\_ x Repeat \_\_\_\_\_ = \_\_\_\_\_ Yds.

**FOR OFFICE USE ONLY:**

Material application: Approved / Rejected \_\_\_\_\_ Signed: \_\_\_\_\_  
*Chair Supervisor*

Notes: \_\_\_\_\_

Retain copies of this form for future use.

Indiana Furniture is pleased to accommodate COL selections whenever this special need arises. Refer to grade 1 for list prices. To calculate COL requirements, multiply the COM yardage required times 17 (1 yard of fabric = 17 sq. ft. of usable leather). Customer's own leather specifications for Indiana Furniture seating shown within the price list are based on an average hide size of 45-50 square feet.

All square footage requirements are based on usable footage. The shape of a hide and the usable, clean footage may make it necessary for us to request more leather after COL is received.

Please note leather is a natural product, and variation in texture is a pleasing quality belonging exclusively to high grade, full top grain leathers.

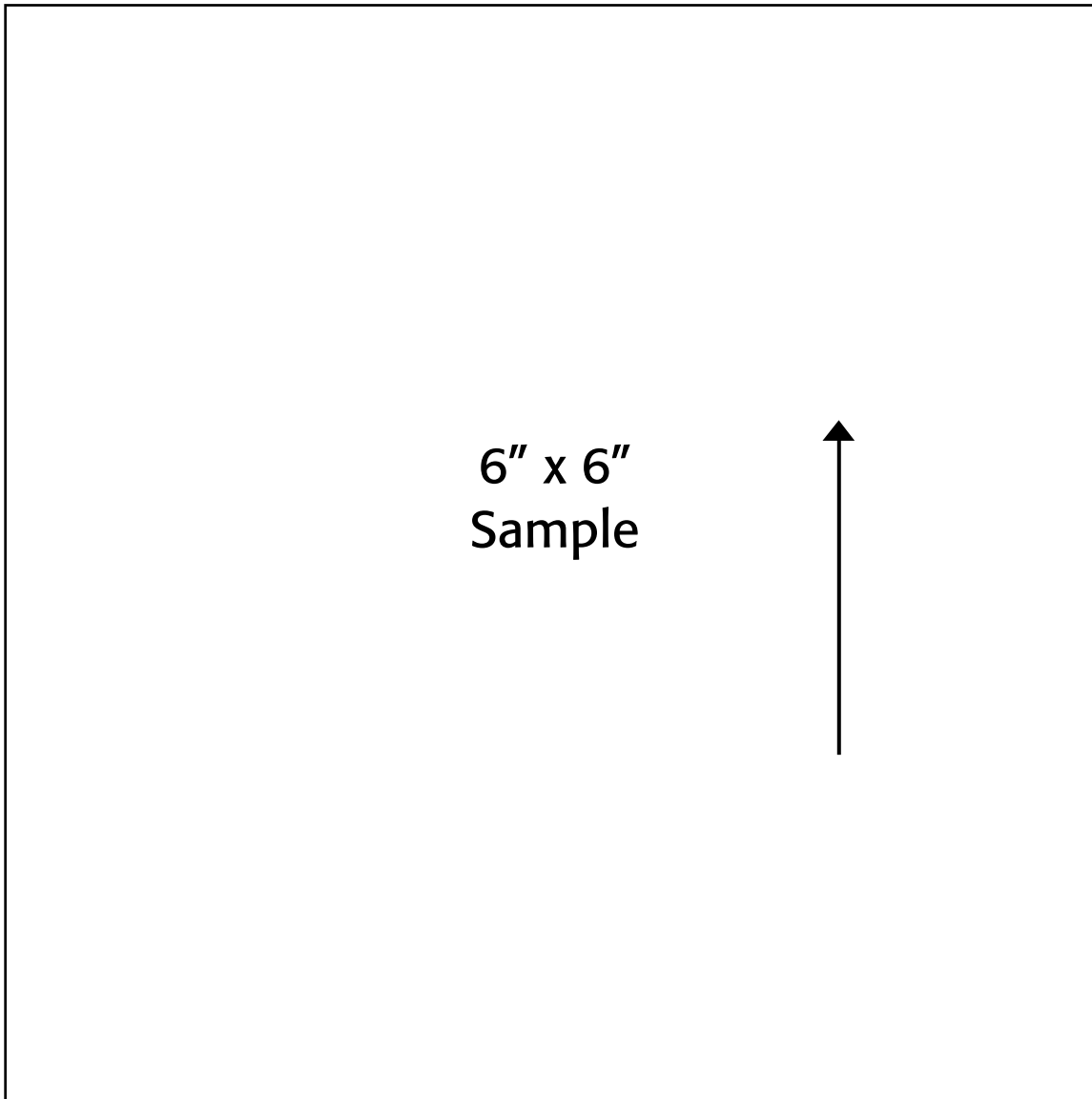
Due to the variation in thickness of leather, it is important to send a 6" x 6" swatch for approval. Indiana Furniture approval signifies only that such leather can be applied to products for which intended. Such approval does not constitute any responsibility nor any warranty on the part of Indiana Furniture as to appearance, behavior or durability of COL.

**Indiana Furniture reserves the right to inspect, approve, or reject any COM/COL fabric. Once approved, Indiana Furniture cannot assume responsibility for the durability or tailoring quality of COM/COL material.**

**COM/COL Ordering Instructions:**

1. Include a 6" sample of the fabric stapled to the order indicating which side is to be exposed.
2. If COM has a pattern or stripe, indicate whether to apply vertically or horizontally. All stripes will be applied vertically unless specified otherwise.
3. Specify the fabric supplier's name, fabric pattern, pattern color, and pattern number.

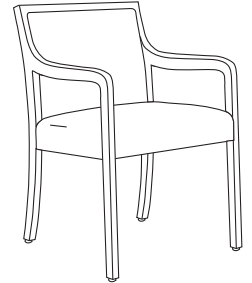
TOP



6" x 6"  
Sample



TOP



Add 3.75% List Price Increase Effective May 1, 2011

**NOTE IMPORTANT REQUIRED INSTRUCTIONS:**

Attach sample showing exposed side and mark direction fabric is to be applied.

**Form & Fabric Swatch should be sent to:**

Indiana Furniture  
P.O. Box 270  
1224 Mill Street  
Jasper, IN 47546

**COM/COL should be sent to:**

Indiana Furniture  
1224 Mill Street  
Jasper, IN 47546

**A Packing Slip Must Be Included**

Checklist

*Have you completed the following requirements?*

- 1) \_\_\_ Attached Sample
- 2) \_\_\_ Marked Direction
- 3) \_\_\_ Calculated Yardage
- 4) \_\_\_ Had fabric tagged with your company name
- 5) \_\_\_ Had fabric tagged with your purchase order #
- 6) \_\_\_ Had your vendor list their name, pattern, color and yardage on the packing list.

**Do Not Order Fabric Until Indiana Furniture Has Approved Sample**

**INDIANA FURNITURE UPHOLSTERY CARDS**

-Mah Maharam Fabric  
-Mom Momentum Fabric  
-cfs cf stinson Fabric

GRADE 1	GRADE 2	GRADE 3	GRADE 4	GRADE 8
Century-Vinyl COM/COL	Ace-Mom Axis-Mom Clinch-Mom Context-Mom Gauge-Mom Jargon-Mom Pinpoint-Mom Ratio-Mom Russo-Mom Trek-Mom Vox-Mom	Cachet-Mom Mime-Mom Sector-Mom Savoy Vinyl Cashmere Vinyl-Mom Element-May Foundation 10-May	Etch-Mom Hue-Mom Stance-Mom Catalyst-May Component-May Equation-May Factor-May Lunar-May Prelude Vinyl Impact-Mom Bravo Vinyl-Mom Phoenix Vinyl-May	Showcase Eco Leather Traditional Leather Stylish/Davenport Leather Parisienne Leather

Add 3.75% List Price Increase Effective May 1, 2011

Supplies

**5 DAY SHIP FABRIC SELECTIONS**

Grade 1	Grade 2			
<b>CENTURY VINYL</b> 1) Oxblood V270 2) Antique Blue V271 3) Walnut V272 4) Navy V273 5) Black V274	<b>CASHMERE VINYL</b> 1) Ocean V315 2) Olive V300 3) Flame V312 4) Taupe V303 5) Ebony V319	<b>MIRAGE</b> 1) Tartan Blue Q009 2) Fern Q005 3) Cordovan Q006 4) Khaki Q007 5) Pewter Q008	<b>JASMINE</b> 1) Tartan Blue Q014 2) Fern Q010 3) Cordovan Q011 4) Khaki Q012 5) Pewter Q013	<b>ECLIPSE</b> 1) Blissful Blue Q019 2) Fern Q015 3) Cordovan Q016 4) Khaki Q017 5) Pewter Q018
	<b>CANYON</b> 1) Tartan Blue Q024 2) Fern Q020 3) Cordovan Q021 4) Khaki Q022 5) Pewter Q023	<b>NEW HEMPSTEAD</b> 1) Galaxy P043 2) Zen 6497 3) Brick N979 4) Black 6461	<b>VOX</b> 1) Frothe P937	

Pattern Name	Price Grade	Pattern Name	Price Grade	Pattern Name	Price Grade	Pattern Name	Price Grade
A Cappella	.5	Code	.7	Garrison	.3	Kensington	.5
Acacia	.6	Connect the Dots	.4	Gauge	.2	Kindle	.6
Ace	.2	Context	.2	Get Cozy	.5	La-dee-da	.5
Adagio	.4	Continuum	.6	Gig	.4	Lana	.11
Aiken	.5	Converge	.4	Glimpse	.5	Latitude	.9
Alibi	.5	Cool Beet	.6	Gradient 144	.7	Legato	.4
A-list	.5	Coy	.5	Gradient 18	.7	Lekili	.5
Altro	.7	Crete	.9	Gradient 36	.7	Levity	.6
Americana	.5	Crew	.6	Gradient Solid	.7	Limoges	.5
Amore	.5	Crush	.5	Great	.6	Linea	.6
Anais	.6	Crux*	.6	Greet	.4	Lineage	.10
Apelila	.4	Crypton Suede*	.5	Gusto	.4	Liquid	.4
Apple Pie	.4	Crypton Twill*	.5	H20	.11	Locale*	.6
Ardour*	.6	Dabble	.5	Hadleigh	.5	Loft	.5
Axiom	.5	Dainty	.5	Hamlet	.5	Lorraine	.5
Axis	.2	Day-o	.5	Hermosa*	.6	Loupe	.11
Azmi	.6	Del Sol	.5	Hero	.5	Lucia	.5
Baltico	.3	Delicieux	.5	Hi-fi	.5	Lure	.6
Basis	.1	Delmonico*	.6	Hipster	.5	Lyon	.4
Beckon	.4	Delve	.6	Homespun	.5	Lyra	.4
Bel Canto	.5	Digit	.6	Hopscotch	.5	Mademoiselle	.4
Belle	.5	Dimy's	.7	Hub*	.6	Malibu*	.7
Bento	.6	District	.6	Hue	.4	Mantra*	.6
Biloxi	.4	Dive	.6	Huntington*	.6	Mara	.6
Block Party	.6	Dividend	.7	Hyphen*	.6	Marseille	.5
Bon Chic	.5	Dolce	.5	Idiom	.6	Mastermind	.4
Boom	.4	Ease	.5	Illumina	.11	Maverick	.6
Bravo	.5	Echelon	.6	Imagine	.4	Maxim*	.6
Brea*	.6	Effloresce*	.7	Impact	.5	Melange	.6
Bree	.5	Elan	.5	Impulse*	.6	Memoir	.5
Busybody*	.6	Elliott	.5	Incognito	.5	Mercado	.4
Buzz*	.6	Emanate*	.7	Index	.6	Merci	.5
Cachet	.3	Enchant	.4	Indie	.5	Meridian	.3
Cairo	.7	Encounter	.4	Indus	.4	Method	.7
Cairo II	.7	Entourage	.5	Infusion*	.6	Mica	.7
Calabaras*	.6	Enviro	.5	Inkling	.5	Mime	.3
Caliber	.3	Era	.3	Inner Circle	.6	Mimic	.4
Calligraphy	.5	Essentia	.4	Innove	.5	Mindset	.5
Calliope	.5	Etch	.4	Insight	.1	Mira	.4
Cambridge	.4	Ever After	.5	Intermix	.5	Mod	.6
Capture	.5	Evoke*	.5	Interval	.2	Moda	.2
Cardigan	.5	Exes	.6	Intuition	.5	Mon Cherie	.5
Carlisle	.5	Expo	.1	Invite	.4	Monsieur	.5
Carmen	.5	Factor	.4	Inyo	.5	Montage	.6
Carriage	.5	Fairfax	.4	Jammin	.6	Morphe	.5
Cashmere	.3	Favor	.5	Jargon	.2	Motto	.5
Catalogue*	.7	Faze*	.5	Jax*	.6	Mulholland*	.6
Cater	.5	Feliz*	.6	Jay	.6	Multiplicity	.3
Centre	.4	Finale	.4	Jensen	.6	Mural	.4
Chai	.5	Fireside	.5	Jest*	.6	Narration*	.6
Chance	.5	First Lady	.4	Jinx	.4	Nexus	.5
Chase	.3	Fizz	.5	Jolt*	.5	Niche*	.6
Chi	.5	Flannel*	.5	Journey	.5	Nile	.9
Cienega	.6	Flight of Fancy	.6	Juxtapose	.5	Nook	.2
Cinch	.2	Flip Flop	.3	Kanakeli	.4	Nostalgia	.5
Classico	.5	Flipside	.5	Karma	.5	Nouveau	.4
Clio	.5	Flurry*	.6	Kayo	.1	Novo	.5
Clique	.6	Frolic*	.6	Keepsake	.5	Nuova Seta	.7
Clue*	.6	Gabe	.5	Keleko	.4	Occasion	.5

Add 3.75% List Price Increase Effective May 1, 2011

Seating

\* This pattern utilizes Crypton Stain Resistant Finish and/or Backing. Indiana Furniture recommends these patterns for our contemporary seating only, pages 544-576. Please see suppliers specifications for more information about Crypton.

Indiana Furniture strives to make as many fabrics available as possible. However, it is not practical for us to test every offering on every chair as it is made available. If you have any concerns about our ability to upholster your fabric selection on a particular frame please contact us and we will be glad to order a memo sample from this supplier for testing. Call Customer Service at 800.422.5727.

**For Momentum Memo Samples Call: 800-366-6839  
or visit**

**www.memosamples.com**

# MOMENTUM FABRIC GRADING continued

<u>Pattern Name</u>	<u>Price Grade</u>	<u>Pattern Name</u>	<u>Price Grade</u>	<u>Pattern Name</u>	<u>Price Grade</u>
Ohs	.7	Revue	.5	Tease	.5
Origin	.1	Riche	.5	Tek	.5
Ozone	.7	Ringo	.4	Telegram*	.6
Pacifica	.5	Rio*	.6	Telltale	.5
Palmer	.5	Ritual	.4	Theory	.5
Pann's	.7	Rival	.4	Tilbury	.5
Parker	.5	Romeo's	.7	Tone	.5
Passages	.11	Rumba	.4	Topanga*	.6
Pause	.5	Russo	.2	Transit	.4
Pawn	.5	Saguaro	.5	Trek	.2
Peace	.6	Sarong	.5	Tribute*	.5
Pearce	.6	Sassy	.2	Turnabout	.5
Pendant	.4	Saucy	.4	Tweed*	.6
Perk	.1	Savant	.5	Twirl	.4
Petite	.5	Scene	.5	Unhinged*	.6
Pinnacle	.5	Schema	.5	Urbane	.5
Pinpoint	.2	Schmooze*	.6	V.I.P.	.5
Pirouette	.5	Scoupe*	.6	Valet	.5
Pivot	.2	Seabrook	.5	Vario	.5
Plume	.5	Sector	.3	Veer	.6
Pluto	.5	Sense	.5	Vega	.5
Pogo	.5	Sepulveda*	.6	Veil	.4
Pomona*	.7	Serica	.5	Venue	.5
Pop	.4	Shades	.4	Verge	.4
Posh	.5	Shift	.5	Village	.5
Prego	.4	Shoot the Curl	.6	Vista	.5
Premise*	.6	Shore Thing	.6	Vita	.6
Primo	.6	Sierra	.2	Viva*	.6
Prodigy	.4	Signature	.4	Vox	.2
Prompt	.4	Signet	.11	Weekender	.6
Proof*	.6	Silk Struktur	.9	Whistler	.5
Proposal	.5	Simplex	.5	Whiz	.5
Provence	.5	Smart Suede*	.5	Winsome	.4
Proviso	.7	Snap	.5	Winston	.4
Purity	.4	Snippet	.3	Wit	.3
Pursuit	.4	Solano	.6	Wonder	.5
Quad	.7	Solo	.5	Yoshe	.5
Quantum	.5	Soprano	.5	Zen	.6
Query*	.6	Soul	.5	Zoom*	.6
Racer	.5	Spirals	.3		
Rae's	.7	Stance	.4		
Raleigh	.5	Stir	.5		
Ratio	.2	Strada*	.6		
Rattan	.10	Strategy	.5		
Realm	.5	Streamline	.5		
Recollection*	.6	Sun Spell	.6		
Rejoice	.2	Suspense	.6		
Relevant	.5	Sway*	.6		
Relic	.5	Swoon	.4		
Remix	.5	System	.7		
Remy	.6	Taction	.5		
Rendezvous	.5	Tandem	.5		
Renewal	.5	Tangent	.2		
Reverie	.2	Taos	.5		

\* This pattern utilizes Crypton Stain Resistant Finish and/or Backing. Indiana Furniture recommends these patterns for our contemporary seating only, pages 554-576. Please see suppliers specifications for more information about Crypton.

Indiana Furniture strives to make as many fabrics available as possible. However, it is not practical for us to test every offering on every chair as it is made available. If you have any concerns about our ability to upholster your fabric selection on a particular frame please contact us and we will be glad to order a memo sample from this supplier for testing. Call Customer Service at 800.422.5727.

**For Momentum Memo Samples Call: 800-366-6839**

**or visit**

**www.memosamples.com**

Add 3.75% List Price Increase Effective May 1, 2011

Seatings

<u>Pattern Name</u>	<u>Price Grade</u>	<u>Pattern Name</u>	<u>Price Grade</u>	<u>Pattern Name</u>	<u>Price Grade</u>	<u>Pattern Name</u>	<u>Price Grade</u>
About Face	.6	Crypton Twill*	.6	Maywood	.5	Tuscan Toile*	.9
Adirondack*	.7	Curves Ahead*	.7	Mingle*	.6	Tweed*	.7
Aloha*	.7	Dashboard	.6	Mix*	.7	Twill*	.6
Arezzo	.5	Echo	.6	New Hempstead	.2	Twist*	.6
Autumn Dance*	.6	Elderberry	.7	Nexus	.5	Umbrian Landscape*	.9
Autumn Dance Too!*	.6	Enduro	.3	Outta Sight	.6	Umbrian Rain*	.9
Avenue	.5	Enduro II	.3	Panache*	.7	Umbrian Stripe*	.9
Axiom	.5	Enduro III	.3	Paradise*	.7	Umbrian Village*	.9
Balance Beam*	.7	Equinox*	.6	Pathways*	.6	Vermont*	.7
Basketa	.5	Estate Too!*	.7	Pedal to the Metal	.6	Vibe*	.6
Beau Monde*	.7	Fast Trax	.5	Pinwheel	.5	Vintage*	.7
Beeline*	.6	Feelin Groovy	.6	Placid*	.7	Vision	.4
Beep Beep	.6	Fender Bender	.5	Prestige*	.7	Vroom Vroom	.6
Blinker	.6	Flicker	.5	Quad	.3	Wickets	.5
Block Party*	.7	Folio*	.7	Ramble	.6	Zip	.3
Boutique*	.7	Forte*	.6	Raquette*	.6		
Bower*	.6	Frame	.4	Rear View	.6		
Breeze*	.6	Fronde	.6	Rotation*	.7		
Brio*	.7	Fun and Games*	.7	Saranac*	.6		
Caboodle	.5	Glacier	.3	Seagrass	.6		
Carat*	.7	Halo	.5	Seedling	.5		
Catch a Wave	.5	Hands On*	.7	Serenity	.6		
Catwalk*	.6	Happy Hour	.5	Shimmer*	.6		
Champlain*	.7	Heirloom*	.7	Simple Pleasures*	.6		
Charleston*	.7	Highwire	.5	Snuggle*	.6		
Chauncey	.4	Impact	.4	Spin	.4		
Circa	.4	Imperial	.6	Squiggle	.6		
Class Act	.5	Impulse*	.6	Static	.6		
Colden*	.7	Indulgence*	.7	Status*	.7		
Confetti	.4	Interlude*	.7	Stencil	.4		
Connections*	.7	Interplay	.6	Straight and Narrow*	.6		
Constellation	.6	Intersect	.5	Sunburst*	.7		
Couplet*	.7	Isabeau Too!*	.7	Take the Wheel	.6		
Courtyard*	.7	Jester*	.7	Tangle	.5		
Cozy*	.6	Jetson	.3	Tattle*	.7		
Cruisin	.7	Kiawah*	.7	Thicket	.5		
Crush*	.7	Labyrinth*	.7	Tiles Too!*	.7		
Crypton Interlude*	.7	Lantana	.6	To the Point	.5		
Crypton Metro*	.6	Lindley Park	.3	Transcend	.3		
Crypton Persuasion*	.6	Line Art*	.7	Tuscan Forest*	.9		
Crypton Smart Suede*	.6	Loft	.3	Tuscan Garden*	.9		
Crypton Suede*	.6	Lucky Charm*	.7	Tuscan Hills*	.9		
Crypton Suede Too!*	.6	Match Point*	.6	Tuscan Lattice*	.9		

Add 3.75% List Price Increase Effective May 1, 2011

Seating

\* This pattern utilizes Crypton Stain Resistant Finish and/or Backing. Indiana Furniture recommends these patterns for our contemporary seating only, pages 554-576. Please see suppliers specifications for more information about Crypton.

Indiana Furniture strives to make as many fabrics available as possible. However, it is not practical for us to test every offering on every chair as it is made available. If you have any concerns about our ability to upholster your fabric selection on a particular frame please contact us and we will be glad to order a memo sample from this supplier for testing. Call Customer Service at 800.422.5727.

**For cf stinson Memo Samples Call: 800-841-6279  
or visit  
www.cfstinson.com**

Pattern Name	Price Grade
AF96	.7
Akimbo	.7
Align*	.6
Alley	.7
Along*	.7
Alter	.6
Amble	.6
Arbor	.5
Aria	.9
Around	.9
Assemblage*	.6
Balder by Kvadrat	.10
Balustrade	.7
Beckon	.5
Before	.6
Beside*	.7
Betwixt	.5
Binary	.7
Blitz by Kvadrat	.7
Blossom	.6
Blumen	.10
Boheme	.5
Bop*	.7
Bound	.6
Box	.7
Brage by Kvadrat	.10
Bridge	.6
Canopy*	.7
Cavort	.7
Certain	.7
Chance*	.7
Chase	.6
Checker	.10
Checker Split	.10
Chenille Cord	.9
Chenille Stitch	.9
Chenille Stripe	.9
Chicago by Kvadrat	.9
China Shop	.10
Cipher	.7
Circles	.10
Climb	.9
Comment*	.7
Contrary	.7
Corner*	.7
Crosspatch	.10
Crush	.7
Current	.7
Dart*	.7
Dash	.6
Decode	.7
Defer	.6
Design 7208	.11

Pattern Name	Price Grade
Design 9297	.11
Diagram	.7
Division	.6
Dot Pattern	.10
Double Check	.7
Double Triangles	.10
Droplet	.7
Envelop	.9
Even	.9
Facets	.10
Figment	.7
Floret*	.7
Fluctuate	.6
Focus	.6
Geometri	.10
Gertrude	.10
Glove by Kvadrat	.10
Gradient	.4
Groove	.9
Hallingdal by Kvadrat	.9
Hint	.7
Hop*	.6
Intertwine*	.7
Intricate	.11
Kernel*	.6
Letters	.11
Level	.9
Loop by Kvadrat	.9
Marquee	.4
Medium	.4
Mega by Kvadrat	.7
Meridian	.6
Messenger	.4
Mikado	.10
Milestone	.4
Mix	.9
Names	.10
Offset	.9
Optik	.10
Orakelblume	.11
Orissa	.7
Overlap	.6
Panache*	.7
Pause by Kvadrat	.6
Pavement	.10
Peep	.9
Perception	.7
Perhaps	.5
Periphery	.11
Pictogram	.9
Plenty 1	.10
Plenty 2	.10
Plenty 3	.10

Pattern Name	Price Grade
Plexus	.6
Plural	.10
Precisely	.11
Quad	.5
Quatrefoil	.10
Radiant	.9
Repeat Classic Houndstooth	.11
Repeat Classic Stripe	.11
Repeat Dot Pixel	.11
Repeat Dot Ring	.11
Rivet	.7
Scout	.6
Scout Crypton*	.7
Sea Things	.10
Sequence	.7
Setting	.5
Shimmy*	.7
Skate*	.6
Small Dot Pattern	.10
Snap	.9
Solace	.7
Spring	.9
Squarely	.6
Steady	.6
Steady Crypton*	.7
Stroll	.6
Sudden	.6
Sverve*	.6
Tai	.9
The Story of My Life	.11
Toostripe	.10
Trait	.6
Transfer	.6
Treat	.7
Trinket	.5
Twice	.6
Unsiol	.10
Upright	.7
Vary	.6
Venn	.7
Verdant	.5
Verse*	.7
Vignette	.6
Wafer	.6
Waterfront	.6
Weimar	.9
Whirl	.5
Wildwood	.7
Wrought*	.7
Yanagi	.6

Add 3.75% List Price Increase Effective May 1, 2011

Supplies

\* This pattern utilizes Crypton Stain Resistant Finish and/or Backing. Indiana Furniture recommends these patterns for our contemporary seating only, pages 554-576. Please see suppliers specifications for more information about Crypton.

Indiana Furniture strives to make as many fabrics available as possible. However, it is not practical for us to test every offering on every chair as it is made available. If you have any concerns about our ability to upholster your fabric selection on a particular frame please contact us and we will be glad to order a memo sample from this supplier for testing. Call Customer Service at 800.422.5727.

**For Maharam Memo Samples Call: 800-645-3943  
or visit  
www.maharam.com**

Pattern Name	Price Grade	Pattern Name	Price Grade	Pattern Name	Price Grade	Pattern Name	Price Grade
Abacus	.6	Ecosphere	.6	Mirabella*	.6	Spirit 10	.6
Acanthus	.5	Eden	.7	Moonscape	.5	Spotlight	.6
Accord*	.6	Element	.4	MUM	.4	Sprint	.6
Agora	.6	Empire	.9	Mystic	.5	Square One	.4
Alcazar	.6	Enigma	.7	Napoli*	.7	Square Root 10	.6
Aldine*	.6	Equation	.5	Natural Progression	.9	Straight & Narrow	.5
Almost Argyle	.7	Equinox	.5	Necktie Stripe	.7	Stratoshere	.9
Altemont*	.6	Escapade*	.7	New Angles	.7	Streamers 10	.6
Amulet	.4	Esprit	.5	New Dimensions*	.9	Structure	.5
Aquarius	.6	Essential	.4	Nylon-Stat ESD	.6	Suede*	.5
Arcade	.6	Europa	.6	Nylosuede	.11	Sunset Strip	.5
Astro	.5	Fable*	.6	October's Party	.6	Symmetry 10	.6
Atelier*	.7	Factor	.5	Odyssey	.5	Syncopation 10	.6
Atlantis	.7	Fantasy	.7	On the Spot*	.7	Taffeta Stripe*	.6
Awakening	.9	Fathom*	.6	Oracle	.7	Taj	.3
Axis	.5	Figure Eight	.4	Ottoman	.6	Tea Leaves*	.6
Bar None	.6	Filigree	.5	Over the Top	.5	Techno Texture	.7
Barenthal*	.6	Finale*	.5	Oxford*	.6	Tendrill	.4
BeBop*	.7	Finish Line*	.6	Ozone	.7	Time Line*	.6
Bella	.6	Flourish	.4	Panache*	.7	Times Square	.7
Benefit	.5	Flying High	.5	Paradigm	.7	Toscana*	.6
Bijou	.5	Formula FR	.6	Paramount	.5	Tracery*	.6
Boulevard*	.7	Forte	.2	Parkland*	.7	Tranquility	.6
Branch Out*	.6	Forum FR	.6	Pathway*	.6	Twister	.6
Bravo*	.7	Foundation 10	.4	Pavilion	.7	Ultima	.5
Brio*	.6	Framework	.5	Perfectly Paisley	.7	Undercurrent	.7
Broadway	.5	Frequency*	.7	Petit Point	.6	Valor	.4
Brocade	.5	Frolic*	.7	Pinnacle	.5	Venetian	.10
Bulls Eye	.5	Giza	.9	Pisces	.5	Vineta	.3
Burst	.6	Glamour	.6	Play on Plaid	.9	Vintage Mohair	.11
Button Down	.7	Glee	.5	Portal	.6	Virtually	.6
Cape 10	.5	Gramercy Park*	.7	Posh*	.6	Virtually Suede	.5
Carat	.5	Greenbriar	.5	Promenade*	.6	Volante	.10
Catalyst	.5	Groovy*	.7	Pulse	.7	Wave Length	.4
Celebration	.5	Gusto*	.7	Quattro	.3	Wind Chimes*	.7
Cheetah Suede*	.6	Harlequin	.5	Rapport	.5	Zanzibar	.6
City Lights*	.6	Heritage	.5	Ratio*	.7		
Clarity	.5	Herringbone	.7	Razzmatazz*	.7		
Classic Velvet	.5	High Society	.5	Realm*	.7		
Classic Velvet	.5	Holiday*	.6	Rebound*	.7		
Clematis	.5	Hopscotch*	.7	Reflections	.7		
Comet*	.5	Icon (FR)	.6	Regency	.5		
Companion 10	.5	Illusion	.7	Replay*	.6		
Component	.5	Impressions*	.7	Revival	.4		
Connections FR	.6	Impulse	.5	Riddle 10	.5		
Contours*	.7	In the Groove	.5	Ritz	.5		
Convergence	.9	In the Loop*	.7	Round 'N Round*	.7		
Cornerstone	.4	Insignia	.7	Runway*	.7		
Cravat	.7	Jenga	.6	Sakura	.7		
Crepe	.4	Jubilee	.5	Savannah 10	.6		
Cribbage*	.6	Jumpin' Jacks	.7	Scrimmage Line	.5		
Cross Check	.3	Kalidiscop	.6	Script	.6		
Crosstown	.5	Kismet	.6	Segment	.6		
Dahlia*	.7	Leafage*	.6	Sequel	.3		
Daydream	.5	Lineage*	.7	Shimmer	.6		
Decade Crepe 10	.4	Lunar	.5	Side by Side 10	.6		
Decade Orion 10	.4	Luxor	.7	Skywriter	.7		
Deco Motion	.7	Marquise	.5	Smart Suede*	.5		
Dialogue 10	.5	Marvel	.6	Sojourn	.4		
Domain*	.6	Maze	.6	Solace*	.7		
Duraweave® 10	.3	Metallurgy	.7	Solid Ground	.6		
Eclipse	.7	Metro*	.5	Spacer Mesh	.4		

\* This pattern utilizes Crypton Stain Resistant Finish and/or Backing. Indiana Furniture recommends these patterns for our contemporary seating only, pages 554-576. Please see suppliers specifications for more information about Crypton.

Indiana Furniture strives to make as many fabrics available as possible. However, it is not practical for us to test every offering on every chair as it is made available. If you have any concerns about our ability to upholster your fabric selection on a particular frame please contact us and we will be glad to order a memo sample from this supplier for testing. Call Customer Service at 800.422.5727.

**For Mayer Fabrics Memo Samples Call: 877-7SAMPLE  
or visit  
www.mayerfabrics.com**



<u>Pattern Name</u>	<u>Price Grade</u>
Ultraleather™ .....	6
Ultraleather™ Plus .....	6
Ultraleather Promessa™ .....	6
Ultraleather Brisa™ .....	6
Ultraleather Brisa Distressed™ .....	6

**For Ultrafabrics Memo Samples FAX: 914-347-1591  
or visit  
[www.ultrafabricsllc.com](http://www.ultrafabricsllc.com)**

\* This pattern utilizes Crypton Stain Resistant Finish and/or Backing. Indiana Furniture recommends these patterns for our contemporary seating only, pages 554-576. Please see suppliers specifications for more information about Crypton.


Indiana Furniture strives to make as many fabrics available as possible. However, it is not practical for us to test every offering on every chair as it is made available. If you have any concerns about our ability to upholster your fabric selection on a particular frame please contact us and we will be glad to order a memo sample from this supplier for testing. Call Customer Service at 800.422.5727.

Add 3.75% List Price Increase Effective May 1, 2011



**This page left blank  
for notes.**

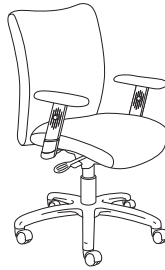
Add 3.75% List Price Increase Effective May 1, 2011



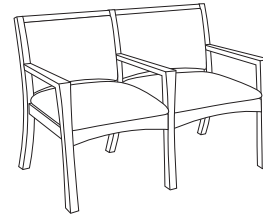
**Vive 300 Series**  
Page 554-557



**Energi 400 Series**  
Page 558




**Syntric 410 Series**  
Page 559



**Inspiration 480 Series**  
Page 560-563




**Brea 510 Series**  
Page 564



**Portia 570 Series**  
Page 565



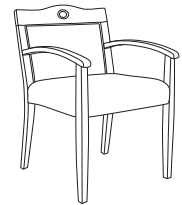
**Karlin 600 Series**  
Pages 566-567




**Alita 630 Series**  
Page 568



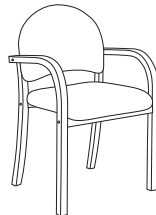
**Avia 750 Series**  
Pages 569-570



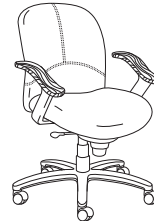
**Klarete 770 Series**  
Page 571



**Striations 780 Series**  
Page 572



**Elara 780 Series**  
Page 573




**Elation 800 Series**  
Pages 574-575



**Pavia 900 Series**  
Page 576



**Larson 100 Series**  
Pages 577-578



**Reminisce 110 Series**  
Pages 579-580




**Montara 120 Series**  
Pages 581-582



**Kennerley 130 Series**  
Pages 583-584



**Amery 150 Series**  
Pages 585-586



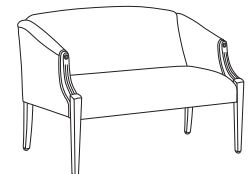
**Halsted 160 Series**  
Page 587-588



**Breman 180 Series**  
Pages 589-590



**Cirka 200 Series**  
Page 591



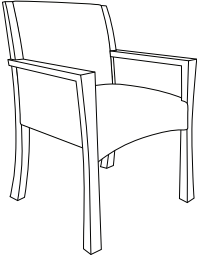
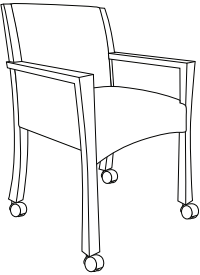

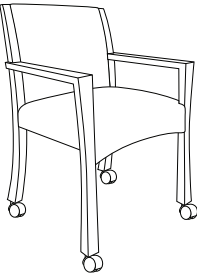
**Benton 250 Series**  
Page 592

Add 3.75% List Price Increase Effective May 1, 2011

Seating

Add 3.75% List Price Increase Effective May 1, 2011

Seating

Item	Model No.	Description	Dimensions	Grade/Price
	316	<ul style="list-style-type: none"> <li>Fully Upholstered Back</li> <li>Upholstered Arm Insert</li> <li>High Grade Polyurethane Foam</li> </ul>	Chair Width 25	GR 1: \$960
			Chair Depth 26.75	GR 2: \$1016
			Chair Height 34.5	GR 3: \$1040
			Seat Width 20.25	GR 4: \$1092
			Seat Depth 19	GR 5: \$1172
			Seat Height 18.25	GR 6: \$1248
			Arm Height 25.125	GR 7: \$1366
			COM Ydg. 2.0	GR 8: \$1434
			Ship Wt. 30	GR 9: \$1532
			Cubic Ft. 16.9	GR 10: \$1620
				GR 11: \$1776
				318
Chair Depth 26.75	GR 2: \$1028			
Chair Height 34.5	GR 3: \$1052			
Seat Width 20.25	GR 4: \$1104			
Seat Depth 19	GR 5: \$1184			
Seat Height 18.25	GR 6: \$1260			
Arm Height 25.125	GR 7: \$1378			
COM Ydg. 2.0	GR 8: \$1446			
Ship Wt. 30	GR 9: \$1544			
Cubic Ft. 16.9	GR 10: \$1632			
	GR 11: \$1788			
	326	<ul style="list-style-type: none"> <li>Fully Upholstered Back</li> <li>High Grade Polyurethane Foam</li> </ul>		
			Chair Depth 26.75	GR 2: \$864
			Chair Height 34.5	GR 3: \$888
			Seat Width 20.25	GR 4: \$940
			Seat Depth 19	GR 5: \$1020
			Seat Height 18.25	GR 6: \$1096
			Arm Height 25.125	GR 7: \$1214
			COM Ydg. 2.0	GR 8: \$1282
			Ship Wt. 30	GR 9: \$1380
			Cubic Ft. 16.9	GR 10: \$1468
				GR 11: \$1624
				328
Chair Depth 26.75	GR 2: \$875			
Chair Height 34.5	GR 3: \$899			
Seat Width 20.25	GR 4: \$951			
Seat Depth 19	GR 5: \$1031			
Seat Height 18.25	GR 6: \$1107			
Arm Height 25.125	GR 7: \$1225			
COM Ydg. 2.0	GR 8: \$1293			
Ship Wt. 30	GR 9: \$1391			
Cubic Ft. 16.9	GR 10: \$1479			
	GR 11: \$1635			

**How To Order:**





328 - CF - Cashmere Fennel  
 | | |  
 Model # Finish Upholstery

For ordering options, see page 541.

For upholstery options, see pages 545-551.

Add 3.75% List Price Increase Effective May 1, 2011

Seating

Item	Model No.	Description	Dimensions	Grade/Price
	336	<ul style="list-style-type: none"> <li>• Upholstered Back Insert</li> <li>• Upholstered Arm Insert</li> <li>• High Grade Polyurethane Foam</li> </ul>	Chair Width 25	GR 1: \$896
			Chair Depth 26.75	GR 2: \$938
			Chair Height 34.5	GR 3: \$956
			Seat Width 20.25	GR 4: \$995
			Seat Depth 19.25	GR 5: \$1055
			Seat Height 19.25	GR 6: \$1112
			Arm Height 25.125	GR 7: \$1201
			COM Ydg. 1.75	GR 8: \$1252
			Ship Wt. 34	GR 9: \$1325
			Cubic Ft. 16.9	GR 10: \$1391
				GR 11: \$1508
				338
Chair Depth 26.75	GR 2: \$948			
Chair Height 34.5	GR 3: \$966			
Seat Width 20.25	GR 4: \$1005			
Seat Depth 19.25	GR 5: \$1065			
Seat Height 19.25	GR 6: \$1122			
Arm Height 25.125	GR 7: \$1211			
COM Ydg. 1.75	GR 8: \$1262			
Ship Wt. 34	GR 9: \$1335			
Cubic Ft. 16.9	GR 10: \$1401			
	GR 11: \$1518			
	346	<ul style="list-style-type: none"> <li>• Upholstered Back Insert</li> <li>• High Grade Polyurethane Foam</li> </ul>		
			Chair Depth 26.75	GR 2: \$829
			Chair Height 34.5	GR 3: \$847
			Seat Width 20.25	GR 4: \$886
			Seat Depth 19.25	GR 5: \$946
			Seat Height 19.25	GR 6: \$1003
			Arm Height 25.125	GR 7: \$1092
			COM Ydg. 1.5	GR 8: \$1143
			Ship Wt. 34	GR 9: \$1216
			Cubic Ft. 16.9	GR 10: \$1282
				GR 11: \$1399
				348
Chair Depth 26.75	GR 2: \$839			
Chair Height 34.5	GR 3: \$857			
Seat Width 20.25	GR 4: \$896			
Seat Depth 19.25	GR 5: \$956			
Seat Height 19.25	GR 6: \$1013			
Arm Height 25.125	GR 7: \$1102			
COM Ydg. 1.5	GR 8: \$1153			
Ship Wt. 34	GR 9: \$1226			
Cubic Ft. 16.9	GR 10: \$1292			
	GR 11: \$1409			

**How To Order:**


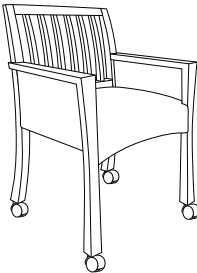

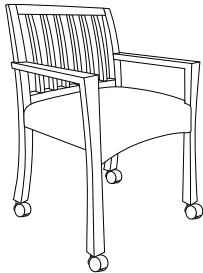
348 - CF - Cashmere Fennel  
 |        |        |  
 Model # Finish Upholstery

For ordering options, see page 541.

For upholstery options, see pages 545-551.

Add 3.75% List Price Increase Effective May 1, 2011

Seating

Item	Model No.	Description	Dimensions	Grade/Price
	356	<ul style="list-style-type: none"> <li>• Slat Back</li> <li>• Upholstered Arm Insert</li> <li>• High Grade Polyurethane Foam</li> </ul>	Chair Width 25	GR 1: \$851
			Chair Depth 26.75	GR 2: \$893
			Chair Height 34.5	GR 3: \$911
			Seat Width 20.25	GR 4: \$950
			Seat Depth 19.75	GR 5: \$1010
			Seat Height 18.25	GR 6: \$1067
			Arm Height 25.125	GR 7: \$1156
			COM Ydg. 1.5	GR 8: \$1207
			Ship Wt. 31	GR 9: \$1280
			Cubic Ft. 16.9	GR 10: \$1346
				GR 11: \$1463
				358
Chair Depth 26.75	GR 2: \$905			
Chair Height 34.5	GR 3: \$923			
Seat Width 20.25	GR 4: \$962			
Seat Depth 19.75	GR 5: \$1022			
Seat Height 18.25	GR 6: \$1079			
Arm Height 25.125	GR 7: \$1168			
COM Ydg. 1.5	GR 8: \$1219			
Ship Wt. 31	GR 9: \$1292			
Cubic Ft. 16.9	GR 10: \$1358			
	GR 11: \$1475			
	366	<ul style="list-style-type: none"> <li>• Slat Back</li> <li>• High Grade Polyurethane Foam</li> </ul>		
			Chair Depth 26.75	GR 2: \$759
			Chair Height 34.5	GR 3: \$771
			Seat Width 20.25	GR 4: \$797
			Seat Depth 19.75	GR 5: \$837
			Seat Height 18.25	GR 6: \$875
			Arm Height 25.125	GR 7: \$934
			COM Ydg. 1.0	GR 8: \$968
			Ship Wt. 31	GR 9: \$1017
			Cubic Ft. 16.9	GR 10: \$1061
				GR 11: \$1139
				368
Chair Depth 26.75	GR 2: \$770			
Chair Height 34.5	GR 3: \$782			
Seat Width 20.25	GR 4: \$808			
Seat Depth 19.75	GR 5: \$848			
Seat Height 18.25	GR 6: \$886			
Arm Height 25.125	GR 7: \$945			
COM Ydg. 1.0	GR 8: \$979			
Ship Wt. 31	GR 9: \$1028			
Cubic Ft. 16.9	GR 10: \$1072			
	GR 11: \$1150			

**How To Order:**



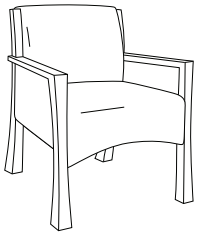
368 - CF - Cashmere Fennel  
 | | |  
 Model # Finish Upholstery

For ordering options, see page 541.

For upholstery options, see pages 545-551.

Add 3.75% List Price Increase Effective May 1, 2011

Seating

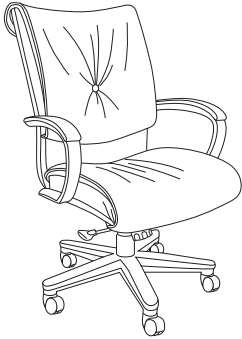
Item	Model No.	Description	Dimensions	Grade/Price
SOFA   <b>10 Day Ship</b>	3863	<ul style="list-style-type: none"> <li>• High Grade Polyurethane Foam</li> <li>• Fully Upholstered Back</li> <li>• Upholstered Arm Insert</li> </ul>	Chair Width 70.5	GR 1: \$2042
			Chair Depth 30	GR 2: \$2252
			Chair Height 34.5	GR 3: \$2342
			Seat Width 65.75	GR 4: \$2537
			Seat Depth 19.25	GR 5: \$2837
			Seat Height 19.75	GR 6: \$3122
			Arm Height 25.125	GR 7: \$3565
			COM Ydg. 7.5	GR 8: \$3820
			Ship Wt. 82	GR 9: \$4187
			Cubic Ft. 55.83	GR 10: \$4517
				GR 11: \$5102
			LOVESEAT   <b>10 Day Ship</b>	3862
Chair Depth 30	GR 2: \$1906			
Chair Height 34.5	GR 3: \$1972			
Seat Width 43.75	GR 4: \$2115			
Seat Depth 19.25	GR 5: \$2335			
Seat Height 19.75	GR 6: \$2544			
Arm Height 25.125	GR 7: \$2869			
COM Ydg. 5.5	GR 8: \$3056			
Ship Wt. 68	GR 9: \$3325			
Cubic Ft. 42.57	GR 10: \$3567			
	GR 11: \$3996			
GUEST CHAIR   <b>10 Day Ship</b>	386	<ul style="list-style-type: none"> <li>• High Grade Polyurethane Foam</li> <li>• Fully Upholstered Back</li> <li>• Upholstered Arm Insert</li> </ul>		
			Chair Depth 30	GR 2: \$1611
			Chair Height 34.5	GR 3: \$1653
			Seat Width 21.75	GR 4: \$1744
			Seat Depth 19.25	GR 5: \$1884
			Seat Height 19.75	GR 6: \$2017
			Arm Height 25.125	GR 7: \$2224
			COM Ydg. 3.5	GR 8: \$2343
			Ship Wt. 42	GR 9: \$2514
			Cubic Ft. 24.03	GR 10: \$2668
				GR 11: \$2941

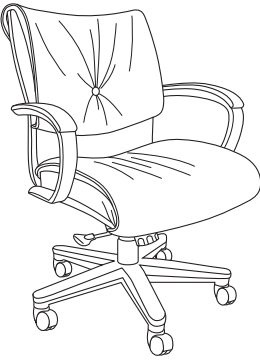
**How To Order:**

386 - CF - Cashmere Fennel  
 | | |  
 Model # Finish Upholstery

For ordering options, see page 541.

For upholstery options, see pages 545-551.

Item	Model No.	Description	Dimensions	List Price
EXECUTIVE SWIVEL	404	<ul style="list-style-type: none"> <li>Decorative Wood Cap on Polyurethane Arm</li> <li>5-Star Metal Base with Decorative Wood Caps</li> <li>Ergonomic One-Piece Shell Provides Lumbar Support and Promotes Circulation</li> <li>Pneumatic Gas Lift</li> <li>Swivel Tilt Control</li> <li>Soft, Highly Resilient Foam Provides a Pillow Look</li> <li>Available in Black Top Grain Leather with Vinyl Extremes Only</li> </ul>	Chair Width 24.5 Chair Depth 27 Chair Height 43.5-48 Seat Width 20.5 Seat Depth 20 Seat Height 17-22 Arm Height 26.5-31.5 Ship Wt. 60 Cubic Ft. 25.84	\$1619
				
<div style="border: 1px solid black; padding: 2px; display: inline-block;"><b>5 Day Ship</b></div>				

MANAGEMENT SWIVEL	402	<ul style="list-style-type: none"> <li>Decorative Wood Cap on Polyurethane Arm</li> <li>5-Star Metal Base with Decorative Wood Caps</li> <li>Ergonomic One-Piece Shell Provides Lumbar Support and Promotes Circulation</li> <li>Pneumatic Gas Lift</li> <li>Swivel Tilt Control</li> <li>Soft, Highly Resilient Foam Provides a Pillow Look</li> <li>Available in Black Top Grain Leather with Vinyl Extremes Only</li> </ul>	Chair Width 24.5 Chair Depth 27 Chair Height 37.5-42 Seat Width 20.5 Seat Depth 20 Seat Height 17-22 Arm Height 26.5-31.5 Ship Wt. 54 Cubic Ft. 23.69	\$1525
				
<div style="border: 1px solid black; padding: 2px; display: inline-block;"><b>5 Day Ship</b></div>				

Seating

Add 3.75% List Price Increase Effective May 1, 2011

**How To Order:**

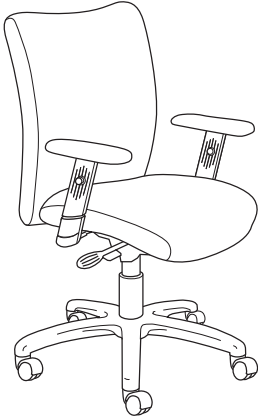

404 - AC  
 |        |  
 Model # Finish

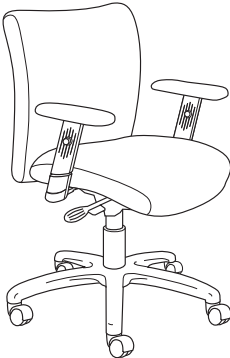

For ordering options, see page 541.

For a knee tilt control option, see page 542.

Add 3.75% List Price Increase Effective May 1, 2011

**Supplies**

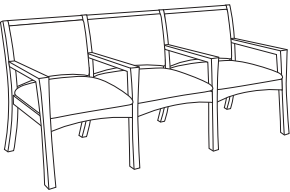
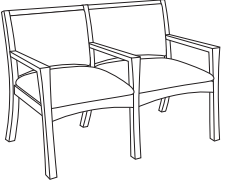
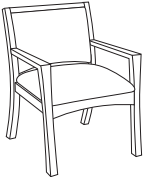
Item	Model No.	Description	Dimensions	Grade/Price
EXECUTIVE SWIVEL  	414	<ul style="list-style-type: none"> <li>T Arm Adjusts in Both Width and Height</li> <li>Solid Hardwood Arm Cap</li> <li>5-Star Polyurethane Base is Standard</li> <li>Pneumatic Gas Lift</li> <li>Synchro Knee-Tilt Control is Standard</li> <li>Back Height Adjustment</li> <li>Waterfall Seat Front</li> </ul>	Chair Width 24	GR 1: \$1041
			Chair Depth 24	GR 2: \$1097
			Chair Height 41-45.75	GR 3: \$1121
			Seat Width 19	GR 4: \$1173
			Seat Depth 18.75	GR 5: \$1253
			Seat Height 20.25	GR 6: \$1329
			Arm Height 26.5-35	GR 7: \$1447
			COM Ydg. 2.0	GR 8: \$1515
			Ship Wt. 58	GR 9: \$1613
			Cubic Ft. 25.84	GR 10: \$1701
				GR 11: \$1857
<b>5 Day Ship</b>				
	AP02	• Optional Polyurethane Arm	Specify & Add:	N/C

MANAGEMENT SWIVEL  	412	<ul style="list-style-type: none"> <li>T Arm Adjusts in Both Width and Height</li> <li>Solid Hardwood Arm Cap</li> <li>5-Star Polyurethane Base is Standard</li> <li>Pneumatic Gas Lift</li> <li>Synchro Knee-Tilt Control is Standard</li> <li>Back Height Adjustment</li> <li>Waterfall Seat Front</li> </ul>	Chair Width 24	GR 1: \$1009
			Chair Depth 24	GR 2: \$1065
			Chair Height 37-42.75	GR 3: \$1089
			Seat Width 19	GR 4: \$1141
			Seat Depth 18.75	GR 5: \$1221
			Seat Height 20.25	GR 6: \$1297
			Arm Height 26.5-35	GR 7: \$1415
			COM Ydg. 2.0	GR 8: \$1483
			Ship Wt. 47	GR 9: \$1581
			Cubic Ft. 23.69	GR 10: \$1669
				GR 11: \$1825
<b>5 Day Ship</b>				
	AP02	• Optional Polyurethane Arm	Specify & Add:	N/C

**How To Order:**

414 - AC - Cashmere Ebony  
 | | |  
 Model # Finish Upholstery

**For ordering options, see page 541.**  
**For base options, see page 542.**  
**For upholstery options, see pages 545-551.**  
**For a list of IN-STOCK fabrics, refer to bottom of page 545.**

Item	Model No.	Description	Dimensions	Grade/Price
 <p>3-SEAT TANDEM</p>	4863	<ul style="list-style-type: none"> <li>Fully Upholstered Back with Curved Reveal</li> <li>High Grade Polyurethane Foam</li> <li>Solid Wood Frame</li> </ul>	Chair Width 68.5	GR 1: \$2007
			Chair Depth 26.25	GR 2: \$2105
			Chair Height 34.5	GR 3: \$2147
			Seat Width 19.75	GR 4: \$2238
			Seat Depth 18	GR 5: \$2378
			Seat Height 18.75	GR 6: \$2511
			Arm Height 25.25	GR 7: \$2718
			COM Ydg. 3.5	GR 8: \$2837
			Ship Wt. 70	GR 9: \$3008
			Cubic Ft. 40.8	GR 10: \$3162
				GR 11: \$3435
			 <p>2-SEAT TANDEM</p>	4862
Chair Depth 26.25	GR 2: \$1454			
Chair Height 34.5	GR 3: \$1481			
Seat Width 19.75	GR 4: \$1540			
Seat Depth 18	GR 5: \$1630			
Seat Height 18.75	GR 6: \$1715			
Arm Height 25.25	GR 7: \$1848			
COM Ydg. 2.25	GR 8: \$1924			
Ship Wt. 50	GR 9: \$2035			
Cubic Ft. 28.6	GR 10: \$2134			
	GR 11: \$2309			
 <p>GUEST CHAIR</p>	486	<ul style="list-style-type: none"> <li>Fully Upholstered Back with Curved Reveal</li> <li>High Grade Polyurethane Foam</li> <li>Solid Wood Frame</li> </ul>		
			Chair Depth 26.25	GR 2: \$849
			Chair Height 34.5	GR 3: \$867
			Seat Width 19.75	GR 4: \$906
			Seat Depth 18	GR 5: \$966
			Seat Height 18.75	GR 6: \$1023
			Arm Height 25.25	GR 7: \$1112
			COM Ydg. 1.5	GR 8: \$1163
			Ship Wt. 30	GR 9: \$1236
			Cubic Ft. 16.9	GR 10: \$1302
				GR 11: \$1419

Seating

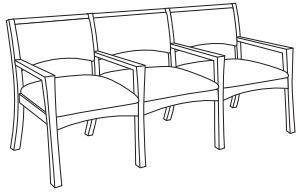
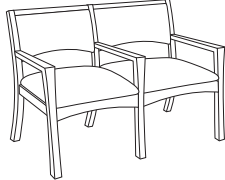
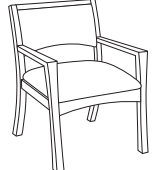
**How To Order:**

4872 - CF - Cashmere Fennel  
 | | |  
 Model # Finish Upholstery

For ordering options, see page 541.  
 For upholstery options, see pages 545-551.

Add 3.75% List Price Increase Effective May 1, 2011

Seating


Item	Model No.	Description	Dimensions	Grade/Price
 <p>3-SEAT TANDEM</p>	4873	<ul style="list-style-type: none"> <li>• Half Upholstered Back</li> <li>• High Grade Polyurethane Foam</li> <li>• Solid Wood Frame</li> </ul>	Chair Width 68.5	GR 1: \$1975
			Chair Depth 26.25	GR 2: \$2073
			Chair Height 34.5	GR 3: \$2115
			Seat Width 19.75	GR 4: \$2206
			Seat Depth 18	GR 5: \$2346
			Seat Height 18.75	GR 6: \$2479
			Arm Height 25.25	GR 7: \$2686
			COM Ydg. 3.5	GR 8: \$2805
			Ship Wt. 70	GR 9: \$2976
			Cubic Ft. 40.8	GR 10: \$3130
				GR 11: \$3403
			 <p>2-SEAT TANDEM</p>	4872
Chair Depth 26.25	GR 2: \$1433			
Chair Height 34.5	GR 3: \$1460			
Seat Width 19.75	GR 4: \$1519			
Seat Depth 18	GR 5: \$1609			
Seat Height 18.75	GR 6: \$1694			
Arm Height 25.25	GR 7: \$1827			
COM Ydg. 2.25	GR 8: \$1903			
Ship Wt. 50	GR 9: \$2014			
Cubic Ft. 28.6	GR 10: \$2113			
	GR 11: \$2288			
 <p>GUEST CHAIR</p>	487	<ul style="list-style-type: none"> <li>• Half Upholstered Back</li> <li>• High Grade Polyurethane Foam</li> <li>• Solid Wood Frame</li> </ul>		
			Chair Depth 26.25	GR 2: \$838
			Chair Height 34.5	GR 3: \$856
			Seat Width 19.75	GR 4: \$895
			Seat Depth 18	GR 5: \$955
			Seat Height 18.75	GR 6: \$1012
			Arm Height 25.25	GR 7: \$1101
			COM Ydg. 1.5	GR 8: \$1152
			Ship Wt. 30	GR 9: \$1225
			Cubic Ft. 16.9	GR 10: \$1291
				GR 11: \$1408


**How To Order:**

4862 - CF - Cashmere Fennel  
 | | |  
 Model # Finish Upholstery

For ordering options, see page 541.  
 For upholstery options, see pages 545-551.

Add 3.75% List Price Increase Effective May 1, 2011

Item	Model No.	Description	Dimensions	Grade/Price
	482	<ul style="list-style-type: none"> <li>• High Grade Polyurethane Foam</li> <li>• Black Urethane Arms and Base</li> <li>• Synchro Knee Tilt Control</li> <li>• Pneumatic Gas Lift</li> <li>• Black Hooded Dual Wheel Casters</li> </ul>	Chair Width 27	GR 1: \$1003
			Chair Depth 17	GR 2: \$1059
			Chair Height 39.75-44.75	GR 3: \$1083
			Seat Width 20.5	GR 4: \$1135
			Seat Depth 18.5	GR 5: \$1215
			Seat Height 16.75-21.75	GR 6: \$1291
			Arm Height 26.25-31.25	GR 7: \$1409
			COM Ydg. 2.0	GR 8: \$1477
			Ship Wt. 45	GR 9: \$1575
			Cubic Ft. 23.69	GR 10: \$1663
				GR 11: \$1819

	496	<ul style="list-style-type: none"> <li>• High Grade Polyurethane Foam</li> <li>• Solid Wood Frame</li> </ul>	Chair Width 48.75	GR 1: \$1102
			Chair Depth 24.25	GR 2: \$1193
			Chair Height 25.25	GR 3: \$1232
			Seat Width 44	GR 4: \$1317
			Seat Depth 21	GR 5: \$1447
			Seat Height 20.75	GR 6: \$1570
			Arm Height 25.25	GR 7: \$1762
			COM Ydg. 3.25	GR 8: \$1872
			Ship Wt. 45	GR 9: \$2032
			Cubic Ft. 20.31	GR 10: \$2175
				GR 11: \$2428

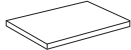

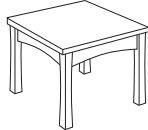

NOTE: Due to the size of this cushion, all upholsteries will be railroaded.

**How To Order:**

496 - CF - Cashmere Fennel  
 | | |  
 Model # Finish Upholstery

For ordering options, see page 541.

For upholstery options, see pages 545-551.

Item	Model No.	Description	Dimensions		List Price
RECTANGULAR GANGING TABLE 	48-1620GT	<ul style="list-style-type: none"> <li>Connects Tandem Seating for Straight Line Applications</li> </ul>	Width	20-1/4	\$305
			Depth	16	
			Installed Height	14-7/8	
			Ship Wt.	12	
			Cubic Ft.	3.6	
CORNER GANGING TABLE 	48-2424GTC	<ul style="list-style-type: none"> <li>Connects Tandem Seating in Angular Applications</li> <li>One Leg for Support</li> <li>Shipped KD</li> </ul>	Width	24	\$430
			Depth	24	
			Installed Height	14-7/8	
			Ship Wt.	20	
			Cubic Ft.	2.4	
LAMP TABLE 	48-2424LT	<ul style="list-style-type: none"> <li>Freestanding Lamp Table</li> <li>Hardwood Legs</li> <li>Shipped KD</li> </ul>	Width	24	\$713
			Depth	24	
			Installed Height	21-3/4	
			Ship Wt.	27	
			Cubic Ft.	2.4	
MAGAZINE TABLE 	48-1836MT	<ul style="list-style-type: none"> <li>Freestanding Magazine Table</li> <li>Hardwood Legs</li> <li>Shipped KD</li> </ul>	Width	36	\$663
			Depth	18	
			Installed Height	15-3/4	
			Ship Wt.	28	
			Cubic Ft.	2.8	

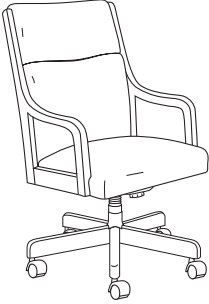
Add 3.75% List Price Increase Effective May 1, 2011

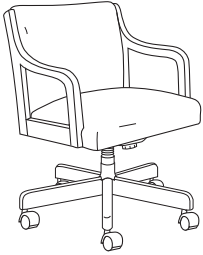
Seating

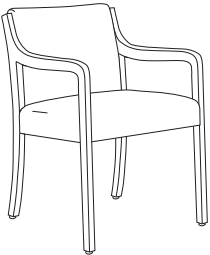
**How To Order:**

48-2424LT - CF  
 |            |  
 Model #    Finish

For ordering options, see page 541.

Item	Model No.	Description	Dimensions	Grade/Price
EXECUTIVE SWIVEL TILT  	514	<ul style="list-style-type: none"> <li>• Gas Lift</li> <li>• Swivel Tilt Control with Adjustable Tension Spring</li> <li>• High Grade Polyurethane Foam</li> <li>• 5-Star Base with Decorative Hardwood Caps</li> <li>• Black Hooded Dual Wheel Casters</li> </ul>	Chair Width 23	GR 1: \$1063
			Chair Depth 23.5	GR 2: \$1126
			Chair Height 39-43	GR 3: \$1153
			Seat Width 20	GR 4: \$1212
			Seat Depth 18.5	GR 5: \$1302
			Seat Height 16.5-20.5	GR 6: \$1387
			Arm Height 25-29	GR 7: \$1520
			COM Ydg. 2.25	GR 8: \$1596
			Ship Wt. 52	GR 9: \$1707
			Cubic Ft. 24.23	GR 10: \$1806
				GR 11: \$1981
			<b>5 Day Ship</b>	

MANAGEMENT SWIVEL TILT  	512	<ul style="list-style-type: none"> <li>• Gas Lift</li> <li>• Swivel Tilt Control with Adjustable Tension Spring</li> <li>• High Grade Polyurethane Foam</li> <li>• 5-Star Base with Decorative Hardwood Caps</li> <li>• Black Hooded Dual Wheel Casters</li> </ul>	Chair Width 23	GR 1: \$958
			Chair Depth 23.5	GR 2: \$1007
			Chair Height 31-35	GR 3: \$1028
			Seat Width 20	GR 4: \$1074
			Seat Depth 18.5	GR 5: \$1144
			Seat Height 16-20	GR 6: \$1210
			Arm Height 25-29	GR 7: \$1313
			COM Ydg. 1.75	GR 8: \$1373
			Ship Wt. 48	GR 9: \$1459
			Cubic Ft. 19.92	GR 10: \$1536
				GR 11: \$1672
			<b>5 Day Ship</b>	

GUEST CHAIR  	516	<ul style="list-style-type: none"> <li>• High Grade Polyurethane Foam</li> </ul>	Chair Width 23	GR 1: \$633
			Chair Depth 24	GR 2: \$682
			Chair Height 32.5	GR 3: \$703
			Seat Width 20	GR 4: \$749
			Seat Depth 19	GR 5: \$819
			Seat Height 18	GR 6: \$885
			Arm Height 26.5	GR 7: \$988
			COM Ydg. 1.75	GR 8: \$1048
			Ship Wt. 28	GR 9: \$1134
			Cubic Ft. 16.90	GR 10: \$1211
				GR 11: \$1347
			<b>5 Day Ship</b>	

**How To Order:**

516 - MO - Zip Mango  
 | | |  
 Model # Finish Upholstery

For ordering options, see page 541.

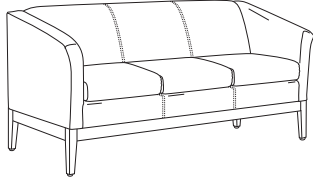


For a knee tilt control option, see page 542.

For upholstery options, see pages 545-551.

For list of IN STOCK fabrics, refer to bottom of page 545.

Add 3.75% List Price Increase Effective May 1, 2011

Seating

Item	Model No.	Description	Dimensions	Grade/Price
SOFA  	5763	<ul style="list-style-type: none"> <li>• 3 Loose Cushions</li> <li>• High Grade Polyurethane Foam</li> </ul>	Chair Width 71	GR 1: \$2498
			Chair Depth 30	GR 2: \$2778
			Chair Height 34	GR 3: \$2898
			Seat Width 61	GR 4: \$3158
			Seat Depth 20	GR 5: \$3558
			Seat Height 18.5	GR 6: \$3938
			Arm Height 28	GR 7: \$4528
			COM Ydg. 10.0	GR 8: \$4868
			Ship Wt. 98	GR 9: \$5328
			Cubic Ft. 55.83	GR 10: \$5798
				GR 11: \$6578
			LOVESEAT  	5762
Chair Depth 30	GR 2: \$2084			
Chair Height 34	GR 3: \$2180			
Seat Width 41	GR 4: \$2388			
Seat Depth 20	GR 5: \$2708			
Seat Height 18.5	GR 6: \$3012			
Arm Height 28	GR 7: \$3484			
COM Ydg. 8.0	GR 8: \$3756			
Ship Wt. 82	GR 9: \$4148			
Cubic Ft. 42.57	GR 10: \$4500			
	GR 11: \$5124			
GUEST CHAIR  	576	<ul style="list-style-type: none"> <li>• 1 Loose Cushion</li> <li>• High Grade Polyurethane Foam</li> </ul>		
			Chair Depth 30	GR 2: \$1465
			Chair Height 34	GR 3: \$1537
			Seat Width 18.5	GR 4: \$1693
			Seat Depth 20	GR 5: \$1933
			Seat Height 19.5	GR 6: \$2161
			Arm Height 28	GR 7: \$2515
			COM Ydg. 6.0	GR 8: \$2719
			Ship Wt. 58	GR 9: \$3013
			Cubic Ft. 24.03	GR 10: \$3277
				GR 11: \$3745


**How To Order:**


576 - MW - Jinx Shadow  
 | | |  
 Model # Finish Upholstery

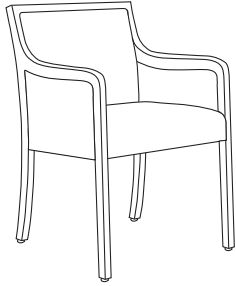
For ordering options, see page 541.  
 For upholstery options, see pages 545-551.

Add 3.75% List Price Increase Effective May 1, 2011

Seating

Item	Model No.	Description	Dimensions	Grade/Price
	604	<ul style="list-style-type: none"> <li>• Upholstered Arms with Insert Panel</li> <li>• Gas Lift</li> <li>• Swivel Tilt Control with Adjustable Tension Spring</li> <li>• High Grade Polyurethane Foam</li> <li>• 5-Star Base with Decorative Hardwood Caps</li> <li>• Black Hooded Dual Wheel Casters</li> </ul>	Chair Width 27.5	GR 1: \$1445
			Chair Depth 29.5	GR 2: \$1557
			Chair Height 41-45	GR 3: \$1605
			Seat Width 20.5	GR 4: \$1709
			Seat Depth 18.5	GR 5: \$1869
			Seat Height 17-22	GR 6: \$2021
			Arm Height 25.5-29.5	GR 7: \$2257
			COM Ydg. 4	GR 8: \$2393
			Ship Wt. 68	GR 9: \$2589
			Cubic Ft. 25.30	GR 10: \$2765
				GR 11: \$3077

	602	<ul style="list-style-type: none"> <li>• Upholstered Arms with Insert Panel</li> <li>• Gas Lift</li> <li>• Swivel Tilt Control with Adjustable Tension Spring</li> <li>• High Grade Polyurethane Foam</li> <li>• 5-Star Base with Decorative Hardwood Caps</li> <li>• Black Hooded Dual Wheel Casters</li> </ul>	Chair Width 27.5	GR 1: \$1361
			Chair Depth 29.5	GR 2: \$1459
			Chair Height 34.5-38.5	GR 3: \$1501
			Seat Width 20.5	GR 4: \$1592
			Seat Depth 18.5	GR 5: \$1732
			Seat Height 17-22	GR 6: \$1865
			Arm Height 25.5-29.5	GR 7: \$2072
			COM Ydg. 3.5	GR 8: \$2191
			Ship Wt. 62	GR 9: \$2362
			Cubic Ft. 21.53	GR 10: \$2516
				GR 11: \$2789

	606	<ul style="list-style-type: none"> <li>• Upholstered Arm Insert Panels</li> <li>• High Grade Polyurethane Foam</li> </ul>	Chair Width 23	GR 1: \$767
			Chair Depth 23	GR 2: \$837
			Chair Height 32	GR 3: \$867
			Seat Width 20	GR 4: \$932
			Seat Depth 18.5	GR 5: \$1032
			Seat Height 18	GR 6: \$1127
			Arm Height 26.5	GR 7: \$1275
			COM Ydg. 2.5	GR 8: \$1360
			Ship Wt. 30	GR 9: \$1482
			Cubic Ft. 16.61	GR 10: \$1592
				GR 11: \$1787


**How To Order:**


602 - HC - Cashmere Wine  
 | | |  
 Model # Finish Upholstery


For ordering options, see page 541.

For a knee tilt control option, see page 542.

For upholstery options, see pages 545-551.

Item	Model No.	Description	Dimensions	Grade/Price
 <p><b>5 Day Ship</b></p>	614	<ul style="list-style-type: none"> <li>Gas Lift</li> <li>Swivel Tilt Control with Adjustable Tension Spring</li> <li>High Grade Polyurethane Foam</li> <li>5-Star Base with Decorative Hardwood Caps</li> <li>Black Hooded Dual Wheel Casters</li> </ul>	Chair Width 27.5	GR 1: \$1427
			Chair Depth 29.5	GR 2: \$1525
			Chair Height 41-45	GR 3: \$1567
			Seat Width 20.5	GR 4: \$1658
			Seat Depth 18.5	GR 5: \$1798
			Seat Height 17-22	GR 6: \$1931
			Arm Height 25.5-29.5	GR 7: \$2138
			COM Ydg. 3.5	GR 8: \$2257
			Ship Wt. 66	GR 9: \$2428
			Cubic Ft. 25.30	GR 10: \$2582
				GR 11: \$2855

 <p><b>5 Day Ship</b></p>	612	<ul style="list-style-type: none"> <li>Gas Lift</li> <li>Swivel Tilt Control with Adjustable Tension Spring</li> <li>High Grade Polyurethane Foam</li> <li>5-Star Base with Decorative Hardwood Caps</li> <li>Black Hooded Dual Wheel Casters</li> </ul>	Chair Width 27.5	GR 1: \$1234
			Chair Depth 29.5	GR 2: \$1332
			Chair Height 34.5-38.5	GR 3: \$1374
			Seat Width 20.5	GR 4: \$1465
			Seat Depth 18.5	GR 5: \$1605
			Seat Height 17-22	GR 6: \$1738
			Arm Height 25.5-29.5	GR 7: \$1945
			COM Ydg. 3	GR 8: \$2064
			Ship Wt. 60	GR 9: \$2235
			Cubic Ft. 25.30	GR 10: \$2389
				GR 11: \$2662

 <p><b>5 Day Ship</b></p>	616	<ul style="list-style-type: none"> <li>High Grade Polyurethane Foam</li> </ul>	Chair Width 23	GR 1: \$621
			Chair Depth 23	GR 2: \$670
			Chair Height 32	GR 3: \$691
			Seat Width 20	GR 4: \$737
			Seat Depth 18.5	GR 5: \$807
			Seat Height 18	GR 6: \$873
			Arm Height 26.5	GR 7: \$976
			COM Ydg. 1.75	GR 8: \$1036
			Ship Wt. 28	GR 9: \$1122
			Cubic Ft. 16.90	GR 10: \$1199
				GR 11: \$1335

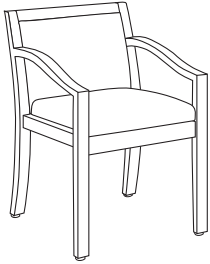

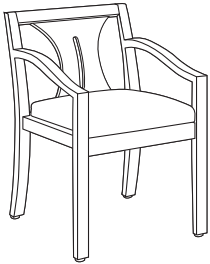
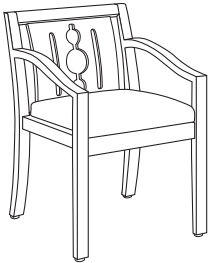
**How To Order:**

614 - HC - Happy Hour Twist of Lime  
 | | |  
 Model # Finish Upholstery

For ordering options, see page 541.  
 For a knee tilt control option, see page 542.  
 For upholstery options, see pages 545-551.  
 For list of IN STOCK fabrics, refer to bottom of page 545.

Add 3.75% List Price Increase Effective May 1, 2011

Seating

Item	Model No.	Description	Dimensions	Grade/Price
	636	<ul style="list-style-type: none"> <li>Upholstered Back</li> <li>High Grade Polyurethane Foam</li> </ul>	Chair Width 22.5	GR 1: \$734
			Chair Depth 24.5	GR 2: \$783
			Chair Height 30	GR 3: \$804
			Seat Width 19	GR 4: \$850
			Seat Depth 18	GR 5: \$920
			Seat Height 18	GR 6: \$986
			Arm Height 24	GR 7: \$1089
			COM Ydg. 1.75	GR 8: \$1149
			Ship Wt. 32	GR 9: \$1235
			Cubic Ft. 16.90	GR 10: \$1312
				GR 11: \$1448
			<b>5 Day Ship</b>	
	646	<ul style="list-style-type: none"> <li>Wooden Slat Back</li> <li>High Grade Polyurethane Foam</li> </ul>	Chair Width 22.5	GR 1: \$638
			Chair Depth 24.5	GR 2: \$659
			Chair Height 30	GR 3: \$668
			Seat Width 19	GR 4: \$688
			Seat Depth 18	GR 5: \$718
			Seat Height 18	GR 6: \$746
			Arm Height 24	GR 7: \$790
			COM Ydg. .75	GR 8: \$816
			Ship Wt. 32	GR 9: \$853
			Cubic Ft. 16.90	GR 10: \$886
				GR 11: \$944
			<b>5 Day Ship</b>	
	656	<ul style="list-style-type: none"> <li>Wooden V-Shaped Back</li> <li>High Grade Polyurethane Foam</li> </ul>	Chair Width 22.5	GR 1: \$638
			Chair Depth 24.5	GR 2: \$659
			Chair Height 30	GR 3: \$668
			Seat Width 19	GR 4: \$688
			Seat Depth 18	GR 5: \$718
			Seat Height 18	GR 6: \$746
			Arm Height 24	GR 7: \$790
			COM Ydg. .75	GR 8: \$816
			Ship Wt. 32	GR 9: \$853
			Cubic Ft. 16.90	GR 10: \$886
				GR 11: \$944
			<b>5 Day Ship</b>	
	676	<ul style="list-style-type: none"> <li>Wooden Tri-Circle Slat Back</li> <li>High Grade Polyurethane Foam</li> </ul>	Chair Width 22.5	GR 1: \$638
			Chair Depth 24.5	GR 2: \$659
			Chair Height 30	GR 3: \$668
			Seat Width 19	GR 4: \$688
			Seat Depth 18	GR 5: \$718
			Seat Height 18	GR 6: \$746
			Arm Height 24	GR 7: \$790
			COM Ydg. .75	GR 8: \$816
			Ship Wt. 32	GR 9: \$853
			Cubic Ft. 16.90	GR 10: \$886
				GR 11: \$944
			<b>5 Day Ship</b>	

**How To Order:**

646 - TM - Quad Point  
 | | |  
 Model # Finish Upholstery


For ordering options, see page 541.

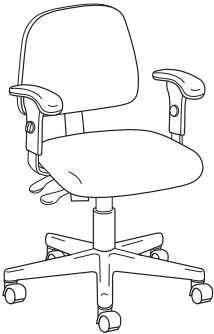
For upholstery options, see pages 545-551.

For list of IN STOCK fabrics, refer to bottom of page 545.

Add 3.75% List Price Increase Effective May 1, 2011

**Seating**

Item	Model No.	Description	Dimensions	Grade/Price
EXECUTIVE TASK CHAIR  	764	<ul style="list-style-type: none"> <li>Adjustable T Arm</li> <li>Pneumatic Gas Lift</li> <li>Synchronous Control</li> <li>Independent Back Adjustment</li> <li>Back Height Adjustment</li> <li>Arms Adjust in Width &amp; Height</li> <li>Molded Plastic Extreme Back</li> <li>5-Star Black Nylon Base</li> <li>Black Hooded Dual Wheel Casters</li> </ul>	Chair Width 22.5-25.25	GR 1: \$658
			Chair Depth 23	GR 2: \$693
			Chair Height 38.5-44	GR 3: \$708
			Seat Width 16.5-19.5	GR 4: \$741
			Seat Depth 18.5	GR 5: \$791
			Seat Height 15-20	GR 6: \$838
			Arm Height 25.5-33	GR 7: \$912
			COM Ydg. 1.25	GR 8: \$954
			Ship Wt. 50	GR 9: \$1016
			Cubic Ft. 16.42	GR 10: \$1071
				GR 11: \$1168
<b>5 Day Ship</b>				

MANAGEMENT TASK CHAIR  	762	<ul style="list-style-type: none"> <li>Adjustable T Arm</li> <li>Pneumatic Gas Lift</li> <li>Synchronous Control</li> <li>Independent Back Adjustment</li> <li>Back Height Adjustment</li> <li>Arms Adjust in Width &amp; Height</li> <li>Molded Plastic Extreme Back</li> <li>5-Star Black Nylon Base</li> <li>Black Hooded Dual Wheel Casters</li> </ul>	Chair Width 22.5-25.25	GR 1: \$631
			Chair Depth 23	GR 2: \$659
			Chair Height 33-38.5	GR 3: \$671
			Seat Width 16.5-19.5	GR 4: \$697
			Seat Depth 18.5	GR 5: \$737
			Seat Height 15-20	GR 6: \$775
			Arm Height 25.5-33	GR 7: \$834
			COM Ydg. 1.0	GR 8: \$868
			Ship Wt. 48	GR 9: \$917
			Cubic Ft. 16.42	GR 10: \$961
				GR 11: \$1039
<b>5 Day Ship</b>				

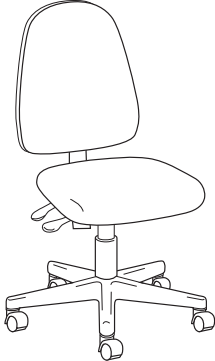
**How To Order:**


762 - Sassy Glow  
|  
Model # Upholstery

For ordering options, see page 541.

For upholstery options, see pages 545-551.

For list of IN STOCK fabrics, refer to bottom of page 545.

Item	Model No.	Description	Dimensions	Grade/Price
EXECUTIVE TASK CHAIR  	754	<ul style="list-style-type: none"> <li>• Armless</li> <li>• Pneumatic Gas Lift</li> <li>• Synchronous Control</li> <li>• Independent Back Adjustment</li> <li>• Back Height Adjustment</li> <li>• Molded Plastic Extreme Back</li> <li>• 5-Star Black Nylon Base</li> <li>• Black Hooded Dual Wheel Casters</li> </ul>	Chair Width 19	GR 1: \$516
			Chair Depth 23	GR 2: \$551
			Chair Height 38.5-44	GR 3: \$566
			Seat Width 18	GR 4: \$599
			Seat Depth 18.5	GR 5: \$649
			Seat Height 15-20	GR 6: \$696
			COM Ydg. 1.25	GR 7: \$770
			Ship Wt. 48	GR 8: \$812
			Cubic Ft. 16.42	GR 9: \$874
				GR 10: \$929
				GR 11: \$1026
<b>5 Day Ship</b>				

MANAGEMENT TASK CHAIR  	752	<ul style="list-style-type: none"> <li>• Armless</li> <li>• Pneumatic Gas Lift</li> <li>• Synchronous Control</li> <li>• Independent Back Adjustment</li> <li>• Back Height Adjustment</li> <li>• Molded Plastic Extreme Back</li> <li>• 5-Star Black Nylon Base</li> <li>• Black Hooded Dual Wheel Casters</li> </ul>	Chair Width 19	GR 1: \$485
			Chair Depth 23	GR 2: \$513
			Chair Height 33-38.5	GR 3: \$525
			Seat Width 18	GR 4: \$551
			Seat Depth 18.5	GR 5: \$591
			Seat Height 15-20	GR 6: \$629
			COM Ydg. 1.0	GR 7: \$688
			Ship Wt. 46	GR 8: \$722
			Cubic Ft. 16.42	GR 9: \$771
				GR 10: \$815
				GR 11: \$893
<b>5 Day Ship</b>				

Seating

**How To Order:**

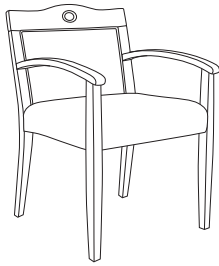
752 - Highwire Linden  
 |  
 Model # Upholstery

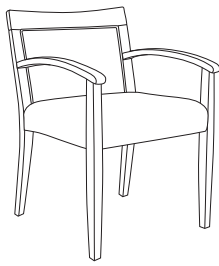
For ordering options, see page 541.

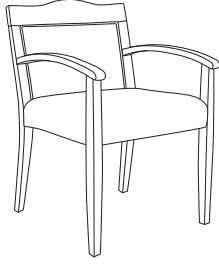
For upholstery options, see pages 545-551.

For list of IN STOCK fabrics, refer to bottom of page 545.

# KLARETE 770 SERIES

Item	Model No.	Description	Dimensions	Grade/Price
GUEST CHAIR  	775	<ul style="list-style-type: none"> <li>• Solid Hardwood Frame with Decorative Rosette Back</li> <li>• Upholstered Back</li> <li>• High Grade Polyurethane Foam</li> </ul>	Chair Width 23.25	GR 1: \$817
			Chair Depth 24.0	GR 2: \$873
			Chair Height 35.0	GR 3: \$897
			Seat Width 20.0	GR 4: \$949
			Seat Depth 18.5	GR 5: \$1029
			Seat Height 18.75	GR 6: \$1105
			Arm Height 26.75	GR 7: \$1223
			COM Ydg. 2.0	GR 8: \$1291
			Ship Wt. 30	GR 9: \$1389
			Cubic Ft. 16.9	GR 10: \$1477
				GR 11: \$1633
			<b>5 Day Ship</b>	

GUEST CHAIR  	776	<ul style="list-style-type: none"> <li>• Solid Hardwood Frame</li> <li>• Upholstered Back</li> <li>• High Grade Polyurethane Foam</li> </ul>	Chair Width 23.25	GR 1: \$817
			Chair Depth 24.0	GR 2: \$873
			Chair Height 34.25	GR 3: \$897
			Seat Width 20.0	GR 4: \$949
			Seat Depth 18.5	GR 5: \$1029
			Seat Height 18.75	GR 6: \$1105
			Arm Height 26.75	GR 7: \$1223
			COM Ydg. 2.0	GR 8: \$1291
			Ship Wt. 30	GR 9: \$1389
			Cubic Ft. 16.9	GR 10: \$1477
				GR 11: \$1633
			<b>5 Day Ship</b>	

GUEST CHAIR  	777	<ul style="list-style-type: none"> <li>• Solid Hardwood Frame</li> <li>• Upholstered Back</li> <li>• High Grade Polyurethane Foam</li> </ul>	Chair Width 23.25	GR 1: \$817
			Chair Depth 24.0	GR 2: \$873
			Chair Height 35.0	GR 3: \$897
			Seat Width 20.0	GR 4: \$949
			Seat Depth 18.5	GR 5: \$1029
			Seat Height 18.75	GR 6: \$1105
			Arm Height 26.75	GR 7: \$1223
			COM Ydg. 2.0	GR 8: \$1291
			Ship Wt. 30	GR 9: \$1389
			Cubic Ft. 16.9	GR 10: \$1477
				GR 11: \$1633
			<b>5 Day Ship</b>	

## How To Order:

777 - AC - Jinx Shadow  
 | | |  
 Model # Finish Upholstery


For ordering options, see page 541.


For upholstery options, see pages 545-551.

For list of IN STOCK fabrics, refer to bottom of page 545.

Add 3.75% List Price Increase Effective May 1, 2011

Supplies

Item	Model No.	Description	Dimensions	Grade/Price
	782	<ul style="list-style-type: none"> <li>• Solid Hardwood Frame</li> <li>• Wooden Keyhole Back</li> <li>• High Grade Polyurethane Memory Foam</li> <li>• Stacks up to 4 Chairs</li> </ul>	Chair Width 25.5	GR 1: \$700
			Chair Depth 23.25	GR 2: \$721
			Chair Height 33.25	GR 3: \$730
			Seat Width 20.0	GR 4: \$750
			Seat Depth 18.5	GR 5: \$780
			Seat Height 18.25	GR 6: \$808
			Arm Height 26	GR 7: \$852
			COM Ydg. 0.75	GR 8: \$878
			Ship Wt. 26	GR 9: \$915
			Cubic Ft. 16.9	GR 10: \$948
				GR 11: \$1006
			<b>5 Day Ship</b>	

	783	<ul style="list-style-type: none"> <li>• Solid Hardwood Frame</li> <li>• Wooden Vertical Slat Back</li> <li>• High Grade Polyurethane Memory Foam</li> <li>• Stacks up to 4 Chairs</li> </ul>	Chair Width 25.5	GR 1: \$700
			Chair Depth 23.25	GR 2: \$721
			Chair Height 33.25	GR 3: \$730
			Seat Width 20.0	GR 4: \$750
			Seat Depth 18.5	GR 5: \$780
			Seat Height 18.25	GR 6: \$808
			Arm Height 26	GR 7: \$852
			COM Ydg. 0.75	GR 8: \$878
			Ship Wt. 26	GR 9: \$915
			Cubic Ft. 16.9	GR 10: \$948
				GR 11: \$1006
			<b>5 Day Ship</b>	

Add 3.75% List Price Increase Effective May 1, 2011

Seating


**How To Order:**

782 - AC - Jinx Shadow  
 | | |  
 Model # Finish Upholstery


For ordering options, see page 541.  
 For upholstery options, see pages 545-551.  
 For list of IN STOCK fabrics, refer to bottom of page 545.

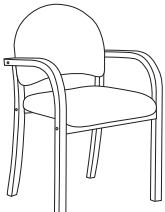
Add 3.75% List Price Increase Effective May 1, 2011

**Guinnes**

Item	Model No.	Description	Dimensions	Grade/Price
<b>GUEST CHAIR</b>  <b>5 Day Ship</b>	786	<ul style="list-style-type: none"> <li>• Slat Back</li> <li>• High Grade Polyurethane Foam</li> </ul>	Chair Width 21.5	GR 1: \$714
			Chair Depth 22.5	GR 2: \$735
			Chair Height 32	GR 3: \$744
			Seat Width 18.5	GR 4: \$764
			Seat Depth 16	GR 5: \$794
			Seat Height 18	GR 6: \$822
			Arm Height 24.5	GR 7: \$866
			COM Ydg. .75	GR 8: \$892
			Ship Wt. 22	GR 9: \$929
			Cubic Ft. 16.90	GR 10: \$962
				GR 11: \$1020

<b>GUEST CHAIR</b>  <b>10 Day Ship</b>	796	<ul style="list-style-type: none"> <li>• Slat Back</li> <li>• High Grade Polyurethane Foam</li> </ul>	Chair Width 23	GR 1: \$773
			Chair Depth 21.5	GR 2: \$794
			Chair Height 32.5	GR 3: \$803
			Seat Width 19	GR 4: \$823
			Seat Depth 17.5	GR 5: \$853
			Seat Height 18	GR 6: \$881
			Arm Height 23.5	GR 7: \$925
			COM Ydg. .75	GR 8: \$951
			Ship Wt. 21	GR 9: \$988
			Cubic Ft. 16.90	GR 10: \$1021
				GR 11: \$1079

<b>GUEST CHAIR</b>  <b>10 Day Ship</b>	797	<ul style="list-style-type: none"> <li>• Upholstered Back</li> <li>• High Grade Polyurethane Foam</li> </ul>	Chair Width 23	GR 1: \$833
			Chair Depth 21.5	GR 2: \$875
			Chair Height 32.5	GR 3: \$893
			Seat Width 19	GR 4: \$932
			Seat Depth 17.5	GR 5: \$992
			Seat Height 18	GR 6: \$1049
			Arm Height 23.5	GR 7: \$1138
			COM Ydg. 1.5	GR 8: \$1189
			Ship Wt. 21	GR 9: \$1262
			Cubic Ft. 16.90	GR 10: \$1328
				GR 11: \$1445

<b>STACKING GUEST CHAIR</b>  <b>10 Day Ship</b>	781	<ul style="list-style-type: none"> <li>• Stacking Chair</li> <li>• Stacks 3-4 High</li> <li>• High Grade Polyurethane Foam</li> <li>• Upholstered Back</li> </ul>	Chair Width 22	GR 1: \$512
			Chair Depth 22	GR 2: \$554
			Chair Height 33	GR 3: \$572
			Seat Width 16.5	GR 4: \$611
			Seat Depth 16.5	GR 5: \$671
			Seat Height 18	GR 6: \$728
			Arm Height 24.5	GR 7: \$817
			COM Ydg. 1.5	GR 8: \$868
			Ship Wt. 20	GR 9: \$941
			Cubic Ft. 16.90	GR 10: \$1007
				GR 11: \$1124

**How To Order:**


786 - CM - Avenue Hue  
 | | |  
 Model # Finish Upholstery

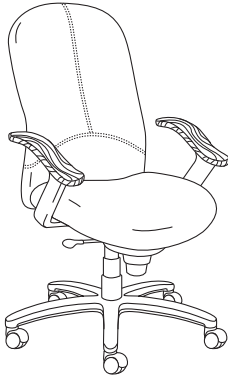
For ordering options, see page 541.

For upholstery options, see pages 545-551.

For list of IN STOCK fabrics, refer to bottom of page 545.

Add 3.75% List Price Increase Effective May 1, 2011

Item	Model No.	Description	Dimensions	Grade/Price
	812	<ul style="list-style-type: none"> <li>• Wood Arm Rests</li> <li>• Synchro Knee Tilt Control and Black Nylon 5-Star Base are Standard</li> <li>• Base are Standard</li> <li>• Pneumatic Gas Lift</li> <li>• Back Height Adjustment</li> <li>• Black Hooded Dual Wheel Casters</li> </ul>	Chair Width 26	GR 1: \$981
			Chair Depth 24.5	GR 2: \$1030
			Chair Height 35.5-42.5	GR 3: \$1051
			Seat Width 20	GR 4: \$1097
			Seat Depth 19	GR 5: \$1167
			Seat Height 17-22	GR 6: \$1233
			Arm Height 22-29	GR 7: \$1336
			COM Ydg. 1.75	GR 8: \$1396
			Ship Wt. 47	GR 9: \$1482
			Cubic Ft. 23.69	GR 10: \$1559
				GR 11: \$1695

	814	<ul style="list-style-type: none"> <li>• Wood Arm Rests</li> <li>• Synchro Knee Tilt Control and Black Nylon 5-Star Base are Standard</li> <li>• Pneumatic Gas Lift</li> <li>• Back Height Adjustment</li> <li>• Black Hooded Dual Wheel Casters</li> </ul>	Chair Width 26.5	GR 1: \$1036
			Chair Depth 25.5	GR 2: \$1092
			Chair Height 41-48	GR 3: \$1116
			Seat Width 20	GR 4: \$1168
			Seat Depth 19	GR 5: \$1248
			Seat Height 17-22	GR 6: \$1324
			Arm Height 22-29	GR 7: \$1442
			COM Ydg. 2.00	GR 8: \$1510
			Ship Wt. 50	GR 9: \$1608
			Cubic Ft. 25.84	GR 10: \$1696
				GR 11: \$1852

Seating

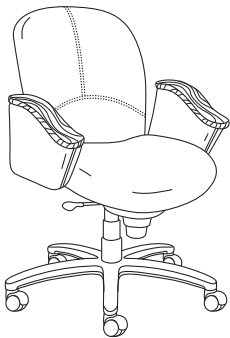
**How To Order:**

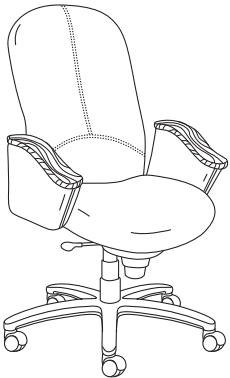
812 - CM - Cashmere Ebony - WB - ST  
 | | | | |  
 Model # Finish Upholstery Base Control

**For ordering options, see page 541.**

**For base options, see page 542.**

**For upholstery options, see pages 545-551.**

Item	Model No.	Description	Dimensions	Grade/Price
	832	<ul style="list-style-type: none"> <li>• Upholstered Arm Panels</li> <li>• Wood Arm Rests</li> <li>• Synchro Knee Tilt Control and Black Nylon 5-Star Base are Standard</li> <li>• Pneumatic Gas Lift</li> <li>• Back Height Adjustment</li> <li>• Black Hooded Dual Wheel Casters</li> </ul>	Chair Width 26	GR 1: \$1141
			Chair Depth 24.5	GR 2: \$1211
			Chair Height 35.5-42.5	GR 3: \$1241
			Seat Width 20	GR 4: \$1306
			Seat Depth 19	GR 5: \$1406
			Seat Height 17-22	GR 6: \$1501
			Arm Height 22-29	GR 7: \$1649
			COM Ydg. 2.5	GR 8: \$1734
			Ship Wt. 55	GR 9: \$1856
			Cubic Ft. 23.69	GR 10: \$1966
				GR 11: \$2161

	834	<ul style="list-style-type: none"> <li>• Upholstered Arm Panels</li> <li>• Wood Arm Rests</li> <li>• Synchro Knee Tilt Control and Black Nylon 5-Star Base are Standard</li> <li>• Pneumatic Gas Lift</li> <li>• Back Height Adjustment</li> <li>• Black Hooded Dual Wheel Casters</li> </ul>	Chair Width 26.5	GR 1: \$1187
			Chair Depth 25.5	GR 2: \$1264
			Chair Height 41-48	GR 3: \$1297
			Seat Width 20	GR 4: \$1369
			Seat Depth 19	GR 5: \$1479
			Seat Height 17-22	GR 6: \$1583
			Arm Height 22-29	GR 7: \$1745
			COM Ydg. 2.75	GR 8: \$1839
			Ship Wt. 58	GR 9: \$1974
			Cubic Ft. 25.84	GR 10: \$2095
				GR 11: \$2309

**How To Order:**

834 - CM - Cashmere Ebony - WB - ST  
 | | | | |  
 Model # Finish Upholstery Base Control

**For ordering options, see page 541.**




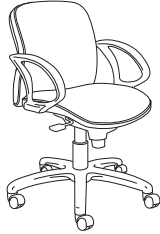
**For base options, see page 542.**

**For upholstery options, see pages 545-551.**

Add 3.75% List Price Increase Effective May 1, 2011

**Seating**

Add 3.75% List Price Increase Effective May 1, 2011


Item	Model No.	Description	Dimensions	Grade/Price
 <p>EXECUTIVE SWIVEL W/ADJUSTABLE ARMS</p>	964	<ul style="list-style-type: none"> <li>• Mid-Pivot Tilt Control (MP)</li> <li>• Black Nylon Base</li> <li>• Black Urethane Arms</li> <li>• Pneumatic Gas Lift</li> <li>• Back Height Adjustment</li> </ul>	Chair Width 26	GR 1: \$825
			Chair Depth 24	GR 2: \$881
			Chair Height 41-48	GR 3: \$905
			Seat Width 19	GR 4: \$957
			Seat Depth 18	GR 5: \$1037
			Seat Height 17-22	GR 6: \$1113
			Arm Height 24-31	GR 7: \$1231
			COM Ydg. 2.0	GR 8: \$1299
			Ship Wt. 45	GR 9: \$1397
			Cubic Ft. 25.84	GR 10: \$1485
				GR 11: \$1641
			<b>5 Day Ship</b>	
 <p>EXECUTIVE SWIVEL W/FIXED ARMS</p>	974	<ul style="list-style-type: none"> <li>• Mid-Pivot Tilt Control (MP)</li> <li>• Black Nylon Base</li> <li>• Black Urethane Arms</li> <li>• Pneumatic Gas Lift</li> <li>• Back Height Adjustment</li> </ul>	Chair Width 26	GR 1: \$817
			Chair Depth 24	GR 2: \$873
			Chair Height 41-48	GR 3: \$897
			Seat Width 19	GR 4: \$949
			Seat Depth 18	GR 5: \$1029
			Seat Height 17-22	GR 6: \$1105
			Arm Height 24-28	GR 7: \$1223
			COM Ydg. 2.0	GR 8: \$1291
			Ship Wt. 45	GR 9: \$1389
			Cubic Ft. 25.84	GR 10: \$1477
				GR 11: \$1633
			 <p>MID-MGMT./TASK SWIVEL W/ADJUSTABLE ARMS</p>	962
Chair Depth 24	GR 2: \$752			
Chair Height 33-40	GR 3: \$772			
Seat Width 19	GR 4: \$816			
Seat Depth 18	GR 5: \$884			
Seat Height 17-22	GR 6: \$949			
Arm Height 24-31	GR 7: \$1049			
COM Ydg. 1.7	GR 8: \$1107			
Ship Wt. 44	GR 9: \$1190			
Cubic Ft. 21.53	GR 10: \$1265			
	GR 11: \$1398			
 <p>MID-MGMT./TASK SWIVEL W/FIXED ARMS</p>	972	<ul style="list-style-type: none"> <li>• Mid-Pivot Tilt Control (MP)</li> <li>• Black Nylon Base</li> <li>• Black Urethane Arms</li> <li>• Pneumatic Gas Lift</li> <li>• Back Height Adjustment</li> </ul>		
			Chair Depth 24	GR 2: \$748
			Chair Height 33-40	GR 3: \$768
			Seat Width 19	GR 4: \$812
			Seat Depth 18	GR 5: \$880
			Seat Height 17-22	GR 6: \$945
			Arm Height 24-28	GR 7: \$1045
			COM Ydg. 1.7	GR 8: \$1103
			Ship Wt. 44	GR 9: \$1186
			Cubic Ft. 21.53	GR 10: \$1261
				GR 11: \$1394

Seating

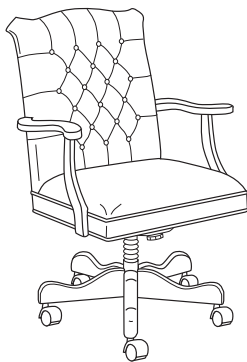
**How To Order:**

964 - Cashmere Ebony - ST  
 |                      |                      |  
 Model #            Upholstery        Control


For ordering options, see page 541.  
 For control options, see page 542.  
 For upholstery options, see pages 545-551.  
 For list of IN STOCK fabrics, refer to bottom of page 545.

Item	Model No.	Description	Dimensions	Grade/Price
EXECUTIVE SWIVEL TILT  	104TB	<ul style="list-style-type: none"> <li>• Gas Lift</li> <li>• Swivel Tilt Control with Adjustable Tension Spring</li> <li>• Tufted Back</li> <li>• High Grade Polyurethane Foam</li> <li>• 5-Star Base with Decorative Hardwood Caps</li> <li>• Brass Hooded Dual Wheel Casters</li> </ul>	Chair Width 26.5	GR 1: \$1244
			Chair Depth 28	GR 2: \$1335
			Chair Height 42-46	GR 3: \$1374
			Seat Width 20.5	GR 4: \$1459
			Seat Depth 19.5	GR 5: \$1589
			Seat Height 17-22	GR 6: \$1712
			Arm Height 26-30	GR 7: \$1904
			COM Ydg. 3.25	GR 8: \$2014
			Ship Wt. 56	GR 9: \$2174
			Cubic Ft. 25.84	GR 10: \$2317
				GR 11: \$2570

**5 Day Ship**

MANAGEMENT SWIVEL TILT  	102TB	<ul style="list-style-type: none"> <li>• Gas Lift</li> <li>• Swivel Tilt Control with Adjustable Tension Spring</li> <li>• Tufted Back</li> <li>• High Grade Polyurethane Foam</li> <li>• 5-Star Base with Decorative Hardwood Caps</li> <li>• Brass Hooded Dual Wheel Casters</li> </ul>	Chair Width 27.5	GR 1: \$1167
			Chair Depth 28	GR 2: \$1251
			Chair Height 40-44	GR 3: \$1287
			Seat Width 21	GR 4: \$1365
			Seat Depth 19	GR 5: \$1485
			Seat Height 16-20	GR 6: \$1599
			Arm Height 26.5-30.5	GR 7: \$1776
			COM Ydg. 3.0	GR 8: \$1878
			Ship Wt. 52	GR 9: \$2025
			Cubic Ft. 24.76	GR 10: \$2157
				GR 11: \$2391

**5 Day Ship**

GUEST CHAIR  	106TB	<ul style="list-style-type: none"> <li>• Tufted Back</li> <li>• High Grade Polyurethane Foam</li> </ul>	Chair Width 28	GR 1: \$1015
			Chair Depth 26.5	GR 2: \$1099
			Chair Height 42	GR 3: \$1135
			Seat Width 21	GR 4: \$1213
			Seat Depth 18	GR 5: \$1333
			Seat Height 18.5	GR 6: \$1447
			Arm Height 28	GR 7: \$1624
			COM Ydg. 3.0	GR 8: \$1726
			Ship Wt. 32	GR 9: \$1873
			Cubic Ft. 23.69	GR 10: \$2005
				GR 11: \$2239

**5 Day Ship**


**How To Order:**


102TB - HC - Sassy Char  
 | | |  
 Model # Finish Upholstery


**For ordering options, see page 541.**  
**For a knee tilt control option, see page 542.**  
**For upholstery options, see pages 545-551.**  
**For list of IN STOCK fabrics, refer to bottom of page 545.**

Add 3.75% List Price Increase Effective May 1, 2011

Seating

Item	Model No.	Description	Dimensions	Grade/Price
	104	<ul style="list-style-type: none"> <li>• Gas Lift</li> <li>• Swivel Tilt Control with Adjustable Tension Spring</li> <li>• High Grade Polyurethane Foam</li> <li>• 5-Star Base with Decorative Hardwood Caps</li> <li>• Brass Hooded Dual Wheel Casters</li> </ul>	Chair Width 26.5	GR 1: \$1167
			Chair Depth 28	GR 2: \$1237
			Chair Height 42-46	GR 3: \$1267
			Seat Width 20.5	GR 4: \$1332
			Seat Depth 19.5	GR 5: \$1432
			Seat Height 17-22	GR 6: \$1527
			Arm Height 30	GR 7: \$1675
			COM Ydg. 2.5	GR 8: \$1760
			Ship Wt. 56	GR 9: \$1882
			Cubic Ft. 25.84	GR 10: \$1992
				GR 11: \$2187
			<b>5 Day Ship</b>	

	102	<ul style="list-style-type: none"> <li>• Gas Lift</li> <li>• Swivel Tilt Control with Adjustable Tension Spring</li> <li>• High Grade Polyurethane Foam</li> <li>• 5-Star Base with Decorative Hardwood Caps</li> <li>• Brass Hooded Dual Wheel Casters</li> </ul>	Chair Width 27.5	GR 1: \$1060
			Chair Depth 28	GR 2: \$1130
			Chair Height 40-44	GR 3: \$1160
			Seat Width 21	GR 4: \$1225
			Seat Depth 19	GR 5: \$1325
			Seat Height 16-20	GR 6: \$1420
			Arm Height 26.5-30.5	GR 7: \$1568
			COM Ydg. 2.5	GR 8: \$1653
			Ship Wt. 52	GR 9: \$1775
			Cubic Ft. 24.76	GR 10: \$1885
				GR 11: \$2080
			<b>5 Day Ship</b>	

	106	<ul style="list-style-type: none"> <li>• High Grade Polyurethane Foam</li> </ul>	Chair Width 28	GR 1: \$913
			Chair Depth 26.5	GR 2: \$983
			Chair Height 42	GR 3: \$1013
			Seat Width 21	GR 4: \$1078
			Seat Depth 18	GR 5: \$1178
			Seat Height 18.5	GR 6: \$1273
			Arm Height 28	GR 7: \$1421
			COM Ydg. 2.5	GR 8: \$1506
			Ship Wt. 32	GR 9: \$1628
			Cubic Ft. 23.69	GR 10: \$1738
				GR 11: \$1933
			<b>5 Day Ship</b>	

**How To Order:**

102 - HC - Saucy Pesto  
 | | |  
 Model # Finish Upholstery

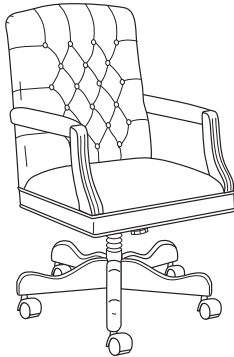
For ordering options, see page 541.

For a knee tilt control option, see page 542.

For upholstery options, see pages 545-551.


For list of IN STOCK fabrics, refer to bottom of page 545.

Item	Model No.	Description	Dimensions	Grade/Price
MANAGEMENT SWIVEL TILT	<b>112TB</b>	<ul style="list-style-type: none"> <li>• Gas Lift</li> <li>• Swivel Tilt Control with Adjustable Tension Spring</li> <li>• Tufted Back</li> <li>• High Grade Polyurethane Foam</li> <li>• 5-Star Base with Decorative Hardwood Caps</li> <li>• Brass Hooded Dual Wheel Casters</li> </ul>	Chair Width 25 Chair Depth 28.5 Chair Height 40-44 Seat Width 18.5 Seat Depth 18 Seat Height 16-20 Arm Height 27-30 COM Ydg. 3.0 Ship Wt. 52 Cubic Ft. 24.76	GR 1: \$1234 GR 2: \$1318 GR 3: \$1354 GR 4: \$1432 GR 5: \$1552 GR 6: \$1666 GR 7: \$1843 GR 8: \$1945 GR 9: \$2092 GR 10: \$2224 GR 11: \$2458



**5 Day Ship**

GUEST CHAIR	<b>116TB</b>	<ul style="list-style-type: none"> <li>• Tufted Back</li> <li>• High Grade Polyurethane Foam</li> </ul>	Chair Width 25 Chair Depth 27.5 Chair Height 41.5 Seat Width 19 Seat Depth 18 Seat Height 17.5 Arm Height 28 COM Ydg. 3.0 Ship Wt. 32 Cubic Ft. 23.15	GR 1: \$1025 GR 2: \$1109 GR 3: \$1145 GR 4: \$1223 GR 5: \$1343 GR 6: \$1457 GR 7: \$1634 GR 8: \$1736 GR 9: \$1883 GR 10: \$2015 GR 11: \$2249
-------------	--------------	---	--	--



**5 Day Ship**

**How To Order:**

112TB - TM - New Hempstead Lake  
 | | |  
 Model # Finish Upholstery

For ordering options, see page 541.

For a knee tilt control option, see page 542.

For upholstery options, see pages 545-551.

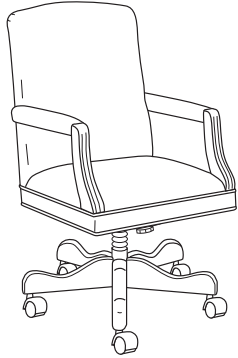
For list of IN STOCK fabrics, refer to bottom of page 545.

Add 3.75% List Price Increase Effective May 1, 2011

Supplies

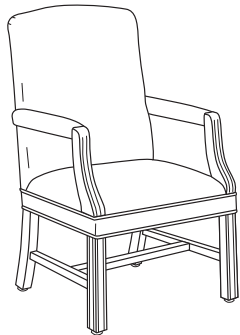
Add 3.75% List Price Increase Effective May 1, 2011

Item	Model No.	Description	Dimensions	Grade/Price
MANAGEMENT SWIVEL TILT	112	<ul style="list-style-type: none"> <li>• Gas Lift</li> <li>• Swivel Tilt Control with Adjustable Tension Spring</li> <li>• High Grade Polyurethane Foam</li> <li>• 5-Star Base with Decorative Hardwood Caps</li> <li>• Brass Hooded Dual Wheel Casters</li> </ul>	Chair Width 25 Chair Depth 28.5 Chair Height 40-44 Seat Width 18.5 Seat Depth 18 Seat Height 16-20 Arm Height 27-30 COM Ydg. 2.5 Ship Wt. 52 Cubic Ft. 24.76	GR 1: \$1147 GR 2: \$1217 GR 3: \$1247 GR 4: \$1312 GR 5: \$1412 GR 6: \$1507 GR 7: \$1655 GR 8: \$1740 GR 9: \$1862 GR 10: \$1972 GR 11: \$2167



5 Day Ship

GUEST CHAIR	116	<ul style="list-style-type: none"> <li>• High Grade Polyurethane Foam</li> </ul>	Chair Width 25 Chair Depth 27.5 Chair Height 41.5 Seat Width 19 Seat Depth 18 Seat Height 17.5 Arm Height 28 COM Ydg. 2.5 Ship Wt. 32 Cubic Ft. 23.15	GR 1: \$923 GR 2: \$993 GR 3: \$1023 GR 4: \$1088 GR 5: \$1188 GR 6: \$1283 GR 7: \$1431 GR 8: \$1516 GR 9: \$1638 GR 10: \$1748 GR 11: \$1943
-------------	-----	--	--	--



5 Day Ship

Seating

**How To Order:**


112 - TM - New Hempstead Galaxy  
 |           |           |  
 Model #   Finish    Upholstery


For ordering options, see page 541.


For a knee tilt control option, see page 542.

For upholstery options, see pages 545-551.

For list of IN STOCK fabrics, refer to bottom of page 545.

Item	Model No.	Description	Dimensions	Grade/Price
<b>EXECUTIVE SWIVEL TILT</b>  	<b>124TB</b>	<ul style="list-style-type: none"> <li>• Gas Lift</li> <li>• Swivel Tilt Control with Adjustable Tension Spring</li> <li>• Tufted Back</li> <li>• Brass Nail Trim</li> <li>• High Grade Polyurethane Foam</li> <li>• 5-Star Base with Decorative Hardwood Caps</li> <li>• Brass Hooded Dual Wheel Casters</li> </ul>	Chair Width 26.5	GR 1: \$1339
			Chair Depth 27.5	GR 2: \$1430
			Chair Height 44-48	GR 3: \$1469
			Seat Width 21	GR 4: \$1554
			Seat Depth 18	GR 5: \$1684
			Seat Height 16-20	GR 6: \$1807
			Arm Height 26-30	GR 7: \$1999
			COM Ydg. 3.25	GR 8: \$2109
			Ship Wt. 58	GR 9: \$2269
			Cubic Ft. 26.92	GR 10: \$2412
				GR 11: \$2665
			<b>5 Day Ship</b>	

<b>MANAGEMENT SWIVEL TILT</b>  	<b>122TB</b>	<ul style="list-style-type: none"> <li>• Gas Lift</li> <li>• Swivel Tilt Control with Adjustable Tension Spring</li> <li>• Tufted Back</li> <li>• Brass Nail Trim</li> <li>• High Grade Polyurethane Foam</li> <li>• 5-Star Base with Decorative Hardwood Caps</li> <li>• Brass Hooded Dual Wheel Casters</li> </ul>	Chair Width 26.5	GR 1: \$1230
			Chair Depth 27.5	GR 2: \$1314
			Chair Height 38.5-42.5	GR 3: \$1350
			Seat Width 21	GR 4: \$1428
			Seat Depth 18	GR 5: \$1548
			Seat Height 16-20	GR 6: \$1662
			Arm Height 26.5-29.5	GR 7: \$1839
			COM Ydg. 3.0	GR 8: \$1941
			Ship Wt. 52	GR 9: \$2088
			Cubic Ft. 23.96	GR 10: \$2220
				GR 11: \$2454

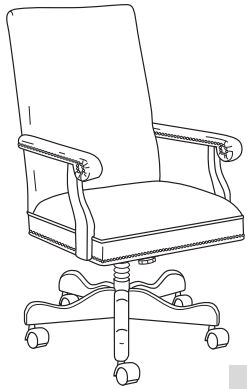
<b>GUEST CHAIR</b>  	<b>126TB</b>	<ul style="list-style-type: none"> <li>• Tufted Back</li> <li>• Brass Nail Trim</li> <li>• High Grade Polyurethane Foam</li> </ul>	Chair Width 26.5	GR 1: \$1025
			Chair Depth 27.5	GR 2: \$1109
			Chair Height 38.5	GR 3: \$1145
			Seat Width 21	GR 4: \$1223
			Seat Depth 18.5	GR 5: \$1343
			Seat Height 18.5	GR 6: \$1457
			Arm Height 25.5	GR 7: \$1634
			COM Ydg. 3.0	GR 8: \$1736
			Ship Wt. 33	GR 9: \$1883
			Cubic Ft. 21.80	GR 10: \$2015
				GR 11: \$2249

**How To Order:**

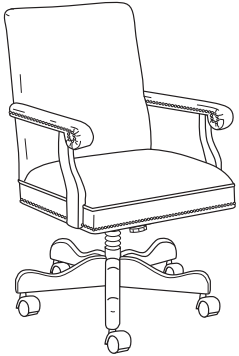
124TB - RM - Century Black  
 |           |           |  
 Model #   Finish    Upholstery

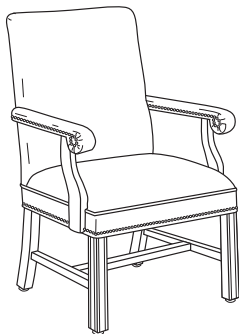
For ordering options, see page 541.  
 For a knee tilt control option, see page 542.  
 For nail trim options, see page 542.  
 For upholstery options, see pages 545-551.  
 For list of IN STOCK fabrics, refer to bottom of page 545.

Add 3.75% List Price Increase Effective May 1, 2011

Item	Model No.	Description	Dimensions	Grade/Price
	124	<ul style="list-style-type: none"> <li>• Gas Lift</li> <li>• Swivel Tilt Control with Adjustable Tension Spring</li> <li>• Brass Nail Trim</li> <li>• High Grade Polyurethane Foam</li> <li>• 5-Star Base with Decorative Hardwood Caps</li> <li>• Brass Hooded Dual Wheel Casters</li> </ul>	Chair Width 26.5	GR 1: \$1234
			Chair Depth 27.5	GR 2: \$1318
			Chair Height 44-48	GR 3: \$1354
			Seat Width 21	GR 4: \$1432
			Seat Depth 18	GR 5: \$1552
			Seat Height 16-20	GR 6: \$1666
			Arm Height 26-30	GR 7: \$1843
			COM Ydg. 3	GR 8: \$1945
			Ship Wt. 58	GR 9: \$2092
			Cubic Ft. 26.92	GR 10: \$2224
				GR 11: \$2458

**5 Day Ship**

	122	<ul style="list-style-type: none"> <li>• Gas Lift</li> <li>• Swivel Tilt Control with Adjustable Tension Spring</li> <li>• Brass Nail Trim</li> <li>• High Grade Polyurethane Foam</li> <li>• 5-Star Base with Decorative Hardwood Caps</li> <li>• Brass Hooded Dual Wheel Casters</li> </ul>	Chair Width 26.5	GR 1: \$1123
			Chair Depth 27.5	GR 2: \$1204
			Chair Height 38.5-42.5	GR 3: \$1239
			Seat Width 21	GR 4: \$1314
			Seat Depth 18	GR 5: \$1430
			Seat Height 16-20	GR 6: \$1541
			Arm Height 26.5-29.5	GR 7: \$1712
			COM Ydg. 2.9	GR 8: \$1810
			Ship Wt. 52	GR 9: \$1952
			Cubic Ft. 23.96	GR 10: \$2080
				GR 11: \$2306

	126	<ul style="list-style-type: none"> <li>• Brass Nail Trim</li> <li>• High Grade Polyurethane Foam</li> </ul>	Chair Width 26.5	GR 1: \$932
			Chair Depth 27.5	GR 2: \$1013
			Chair Height 38.5	GR 3: \$1048
			Seat Width 21	GR 4: \$1123
			Seat Depth 18.5	GR 5: \$1239
			Seat Height 18.5	GR 6: \$1350
			Arm Height 25.5	GR 7: \$1521
			COM Ydg. 2.9	GR 8: \$1619
			Ship Wt. 33	GR 9: \$1761
			Cubic Ft. 21.80	GR 10: \$1889
				GR 11: \$2115

**How To Order:**

124 - RM - Century Black  
 |        |        |  
 Model # Finish Upholstery

**For ordering options, see page 541.**

**For a knee tilt control option, see page 542.**






**For nail trim options, see page 542.**

**For upholstery options, see pages 545-551.**

**For list of IN STOCK fabrics, refer to bottom of page 545.**

Add 3.75% List Price Increase Effective May 1, 2011

**Supplies**

Item	Model No.	Description	Dimensions	Grade/Price
	134PB	<ul style="list-style-type: none"> <li>• Pillow Back</li> <li>• Gas Lift</li> <li>• Swivel Tilt Control with Adjustable Tension Spring</li> <li>• Tufted Back</li> <li>• Brass Nail Trim</li> <li>• High Grade Polyurethane Foam</li> <li>• 5-Star Base with Decorative Hardwood Caps</li> <li>• Brass Hooded Dual Wheel Casters</li> </ul>	Chair Width 27	GR 1: \$1358
			Chair Depth 30	GR 2: \$1442
			Chair Height 49.5-52.5	GR 3: \$1478
			Seat Width 21	GR 4: \$1556
			Seat Depth 18	GR 5: \$1676
			Seat Height 16-20	GR 6: \$1790
			Arm Height 27-30	GR 7: \$1967
			COM Ydg. 3.0	GR 8: \$2069
			Ship Wt. 78	GR 9: \$2216
			Cubic Ft. 33.19	GR 10: \$2348
				GR 11: \$2582
	134TB	<ul style="list-style-type: none"> <li>• Rolled Back</li> <li>• Gas Lift</li> <li>• Swivel Tilt Control with Adjustable Tension Spring</li> <li>• Tufted Back</li> <li>• Brass Nail Trim</li> <li>• High Grade Polyurethane Foam</li> <li>• 5-Star Base with Decorative Hardwood Caps</li> <li>• Brass Hooded Dual Wheel Casters</li> </ul>	Chair Width 27	GR 1: \$1330
			Chair Depth 30	GR 2: \$1414
			Chair Height 49.5-52.5	GR 3: \$1450
			Seat Width 21	GR 4: \$1528
			Seat Depth 18	GR 5: \$1648
			Seat Height 16-20	GR 6: \$1762
			Arm Height 27-30	GR 7: \$1939
			COM Ydg. 3.0	GR 8: \$2041
			Ship Wt. 78	GR 9: \$2188
			Cubic Ft. 33.19	GR 10: \$2320
				GR 11: \$2554
	132TB	<ul style="list-style-type: none"> <li>• Gas Lift</li> <li>• Swivel Tilt Control with Adjustable Tension Spring</li> <li>• Tufted Back</li> <li>• Brass Nail Trim</li> <li>• High Grade Polyurethane Foam</li> <li>• 5-Star Base with Decorative Hardwood Caps</li> <li>• Brass Hooded Dual Wheel Casters</li> </ul>	Chair Width 27	GR 1: \$1201
			Chair Depth 26	GR 2: \$1285
			Chair Height 40-43	GR 3: \$1321
			Seat Width 21	GR 4: \$1399
			Seat Depth 18	GR 5: \$1519
			Seat Height 16-20	GR 6: \$1633
			Arm Height 27-30	GR 7: \$1810
			COM Ydg. 3.0	GR 8: \$1912
			Ship Wt. 72	GR 9: \$2059
			Cubic Ft. 24.23	GR 10: \$2191
				GR 11: \$2425
	136TB	<ul style="list-style-type: none"> <li>• Tufted Back</li> <li>• Brass Nail Trim</li> <li>• High Grade Polyurethane Foam</li> </ul>	Chair Width 26.5	GR 1: \$1039
			Chair Depth 27.5	GR 2: \$1123
			Chair Height 41.5	GR 3: \$1159
			Seat Width 20.5	GR 4: \$1237
			Seat Depth 18	GR 5: \$1357
			Seat Height 18	GR 6: \$1471
			Arm Height 28	GR 7: \$1648
			COM Ydg. 3.0	GR 8: \$1750
			Ship Wt. 44	GR 9: \$1897
			Cubic Ft. 23.42	GR 10: \$2029
				GR 11: \$2263
	138TB	<ul style="list-style-type: none"> <li>• Tufted Back</li> <li>• Brass Nail Trim</li> <li>• High Grade Polyurethane Foam</li> <li>• Brass Hooded Dual Wheel Casters</li> </ul>	Chair Width 26.5	GR 1: \$1072
			Chair Depth 27.5	GR 2: \$1156
			Chair Height 41.5	GR 3: \$1192
			Seat Width 20.5	GR 4: \$1270
			Seat Depth 18	GR 5: \$1390
			Seat Height 18	GR 6: \$1504
			Arm Height 28	GR 7: \$1681
			COM Ydg. 3.0	GR 8: \$1783
			Ship Wt. 44	GR 9: \$1930
			Cubic Ft. 23.42	GR 10: \$2062
				GR 11: \$2296

**How To Order:**

136TB - PW - Cashmere Olive  
 |            |            |  
 Model #    Finish    Upholstery

For ordering options, see page 541.




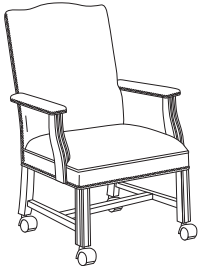
For a knee tilt control option, see page 542.

For nail trim options, see page 542.

For upholstery options, see pages 545-551.

Add 3.75% List Price Increase Effective May 1, 2011

Seating

Item	Model No.	Description	Dimensions	Grade/Price
	134	<ul style="list-style-type: none"> <li>• Rolled Back</li> <li>• Gas Lift</li> <li>• Swivel Tilt Control with Adjustable Tension Spring</li> <li>• Brass Nail Trim</li> <li>• High Grade Polyurethane Foam</li> <li>• 5-Star Base with Decorative Hardwood Caps</li> <li>• Brass Hooded Dual Wheel Casters</li> </ul>	Chair Width 27	GR 1: \$1259
			Chair Depth 30	GR 2: \$1336
			Chair Height 49.5-52.5	GR 3: \$1369
			Seat Width 21	GR 4: \$1441
			Seat Depth 18	GR 5: \$1551
			Seat Height 16-20	GR 6: \$1655
			Arm Height 27-30	GR 7: \$1817
			COM Ydg. 2.75	GR 8: \$1911
			Ship Wt. 78	GR 9: \$2046
			Cubic Ft. 33.19	GR 10: \$2167
				GR 11: \$2381
	132	<ul style="list-style-type: none"> <li>• Gas Lift</li> <li>• Swivel Tilt Control with Adjustable Tension Spring</li> <li>• Brass Nail Trim</li> <li>• High Grade Polyurethane Foam</li> <li>• 5-Star Base with Decorative Hardwood Caps</li> <li>• Brass Hooded Dual Wheel Casters</li> </ul>	Chair Width 27	GR 1: \$1114
			Chair Depth 26	GR 2: \$1184
			Chair Height 40-43	GR 3: \$1214
			Seat Width 21	GR 4: \$1279
			Seat Depth 18	GR 5: \$1379
			Seat Height 16-20	GR 6: \$1474
			Arm Height 27-30	GR 7: \$1622
			COM Ydg. 2.5	GR 8: \$1707
			Ship Wt. 72	GR 9: \$1829
			Cubic Ft. 24.23	GR 10: \$1939
				GR 11: \$2134
	136	<ul style="list-style-type: none"> <li>• Brass Nail Trim</li> <li>• High Grade Polyurethane Foam</li> </ul>	Chair Width 26.5	GR 1: \$948
			Chair Depth 27.5	GR 2: \$1018
			Chair Height 41.5	GR 3: \$1048
			Seat Width 20.5	GR 4: \$1113
			Seat Depth 18	GR 5: \$1213
			Seat Height 18	GR 6: \$1308
			Arm Height 28	GR 7: \$1456
			COM Ydg. 2.5	GR 8: \$1541
			Ship Wt. 44	GR 9: \$1663
			Cubic Ft. 23.42	GR 10: \$1773
				GR 11: \$1968
	138	<ul style="list-style-type: none"> <li>• Brass Nail Trim</li> <li>• High Grade Polyurethane Foam</li> <li>• Brass Hooded Dual Wheel Casters</li> </ul>	Chair Width 26.5	GR 1: \$992
			Chair Depth 27.5	GR 2: \$1062
			Chair Height 41.5	GR 3: \$1092
			Seat Width 20.5	GR 4: \$1157
			Seat Depth 18	GR 5: \$1257
			Seat Height 18	GR 6: \$1352
			Arm Height 28	GR 7: \$1500
			COM Ydg. 2.5	GR 8: \$1585
			Ship Wt. 44	GR 9: \$1707
			Cubic Ft. 23.42	GR 10: \$1817
				GR 11: \$2012

**How To Order:**

136 - PW - Cashmere Olive  
 | | |  
 Model # Finish Upholstery

For ordering options, see page 541.





For a knee tilt control option, see page 542.

For nail trim options, see page 542.

For upholstery options, see pages 545-551.

Add 3.75% List Price Increase Effective May 1, 2011

Seapes





Item	Model No.	Description	Dimensions	Grade/Price
 <p>EXECUTIVE SWIVEL TILT</p>	154TB	<ul style="list-style-type: none"> <li>• Gas Lift</li> <li>• Swivel Tilt Control with Adjustable Tension Spring</li> <li>• Tufted Back</li> <li>• Brass Nail Trim</li> <li>• High Grade Polyurethane Foam</li> <li>• 5-Star Base with Decorative Hardwood Caps</li> <li>• Brass Hooded Dual Wheel Casters</li> </ul>	Chair Width 26.5	GR 1: \$1460
			Chair Depth 28.5	GR 2: \$1558
			Chair Height 41-45	GR 3: \$1600
			Seat Width 20.5	GR 4: \$1691
			Seat Depth 17	GR 5: \$1831
			Seat Height 19-22.5	GR 6: \$1964
			Arm Height 26-30	GR 7: \$2171
			COM Ydg. 3.5	GR 8: \$2290
			Ship Wt. 62	GR 9: \$2461
			Cubic Ft. 25.30	GR 10: \$2615
				GR 11: \$2888
			 <p>MANAGEMENT SWIVEL TILT</p>	152TB
Chair Depth 28.5	GR 2: \$1508			
Chair Height 37-41	GR 3: \$1547			
Seat Width 20.5	GR 4: \$1632			
Seat Depth 17	GR 5: \$1762			
Seat Height 19-22.5	GR 6: \$1885			
Arm Height 26-30	GR 7: \$2077			
COM Ydg. 3.25	GR 8: \$2187			
Ship Wt. 52	GR 9: \$2347			
Cubic Ft. 23.15	GR 10: \$2490			
	GR 11: \$2743			
 <p>HIGH BACK GUEST CHAIR</p>	155TB	<ul style="list-style-type: none"> <li>• Tufted Back</li> <li>• Brass Nail Trim</li> <li>• High Grade Polyurethane Foam</li> </ul>		
			Chair Depth 29.5	GR 2: \$1300
			Chair Height 41.5	GR 3: \$1342
			Seat Width 20.5	GR 4: \$1433
			Seat Depth 17	GR 5: \$1573
			Seat Height 18.5	GR 6: \$1706
			Arm Height 26.5	GR 7: \$1913
			COM Ydg. 3.5	GR 8: \$2032
			Ship Wt. 42	GR 9: \$2203
			Cubic Ft. 26.49	GR 10: \$2357
				GR 11: \$2630
			 <p>GUEST CHAIR</p>	156TB
Chair Depth 29.5	GR 2: \$1231			
Chair Height 35.5	GR 3: \$1270			
Seat Width 20.5	GR 4: \$1355			
Seat Depth 17	GR 5: \$1485			
Seat Height 18.5	GR 6: \$1608			
Arm Height 26.5	GR 7: \$1800			
COM Ydg. 3.25	GR 8: \$1910			
Ship Wt. 32	GR 9: \$2070			
Cubic Ft. 20.73	GR 10: \$2213			
	GR 11: \$2466			

**How To Order:**

155TB - PW - Acacia Aire  
 | | |  
 Model # Finish Upholstery

For ordering options, see page 541.  
 For a knee tilt control option, see page 542.  
 For nail trim options, see page 542.  
 For upholstery options, see pages 545-551.

Add 3.75% List Price Increase Effective May 1, 2011

Item	Model No.	Description	Dimensions	Grade/Price
	154	<ul style="list-style-type: none"> <li>• Gas Lift</li> <li>• Swivel Tilt Control with Adjustable Tension Spring</li> <li>• Brass Nail Trim</li> <li>• High Grade Polyurethane Foam</li> <li>• 5-Star Base with Decorative Hardwood Caps</li> <li>• Brass Hooded Dual Wheel Casters</li> </ul>	Chair Width 26.5	GR 1: \$1373
			Chair Depth 28.5	GR 2: \$1450
			Chair Height 41-45	GR 3: \$1483
			Seat Width 20.5	GR 4: \$1555
			Seat Depth 17	GR 5: \$1665
			Seat Height 19-22.5	GR 6: \$1769
			Arm Height 26-30	GR 7: \$1931
			COM Ydg. 2.75	GR 8: \$2025
			Ship Wt. 62	GR 9: \$2160
			Cubic Ft. 25.30	GR 10: \$2281
				GR 11: \$2495
	152	<ul style="list-style-type: none"> <li>• Gas Lift</li> <li>• Swivel Tilt Control with Adjustable Tension Spring</li> <li>• Brass Nail Trim</li> <li>• High Grade Polyurethane Foam</li> <li>• 5-Star Base with Decorative Hardwood Caps</li> <li>• Brass Hooded Dual Wheel Casters</li> </ul>	Chair Width 26.5	GR 1: \$1314
			Chair Depth 28	GR 2: \$1384
			Chair Height 37-41	GR 3: \$1414
			Seat Width 20.5	GR 4: \$1479
			Seat Depth 17	GR 5: \$1579
			Seat Height 19-22.5	GR 6: \$1674
			Arm Height 26-30	GR 7: \$1822
			COM Ydg. 2.5	GR 8: \$1907
			Ship Wt. 52	GR 9: \$2029
			Cubic Ft. 23.42	GR 10: \$2139
				GR 11: \$2334
	155	<ul style="list-style-type: none"> <li>• Brass Nail Trim</li> <li>• High Grade Polyurethane Foam</li> </ul>	Chair Width 26.5	GR 1: \$1126
			Chair Depth 29.5	GR 2: \$1203
			Chair Height 41.5	GR 3: \$1236
			Seat Width 20.5	GR 4: \$1308
			Seat Depth 17	GR 5: \$1418
			Seat Height 18.5	GR 6: \$1522
			Arm Height 26.5	GR 7: \$1684
			COM Ydg. 2.75	GR 8: \$1778
			Ship Wt. 42	GR 9: \$1913
			Cubic Ft. 26.49	GR 10: \$2034
				GR 11: \$2248
	156	<ul style="list-style-type: none"> <li>• Brass Nail Trim</li> <li>• High Grade Polyurethane Foam</li> </ul>	Chair Width 26.5	GR 1: \$1052
			Chair Depth 29.5	GR 2: \$1122
			Chair Height 35.5	GR 3: \$1152
			Seat Width 20.5	GR 4: \$1217
			Seat Depth 17	GR 5: \$1317
			Seat Height 18.5	GR 6: \$1412
			Arm Height 26.5	GR 7: \$1560
			COM Ydg. 2.5	GR 8: \$1645
			Ship Wt. 32	GR 9: \$1767
			Cubic Ft. 20.73	GR 10: \$1877
				GR 11: \$2072

Seating

**How To Order:**


155 - PW - Acacia Aire  
 | | |  
 Model # Finish Upholstery

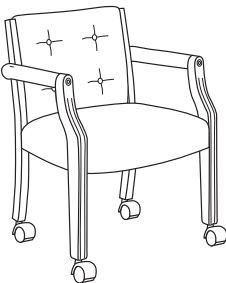
For ordering options, see page 541.

For a knee tilt control option, see page 542.

For nail trim options, see page 542.

For upholstery options, see pages 545-551.

Item	Model No.	Description	Dimensions	Grade/Price
GUEST CHAIR  	166TB	<ul style="list-style-type: none"> <li>• Tufted Back</li> <li>• High Grade Polyurethane Foam</li> </ul>	Chair Width 23.5	GR 1: \$890
			Chair Depth 23	GR 2: \$974
			Chair Height 32	GR 3: \$1010
			Seat Width 19	GR 4: \$1088
			Seat Depth 16.5	GR 5: \$1208
			Seat Height 17	GR 6: \$1322
			Arm Height 26	GR 7: \$1499
			COM Ydg. 2	GR 8: \$1601
			Ship Wt. 32	GR 9: \$1748
			Cubic Ft. 16.90	GR 10: \$1880
				GR 11: \$2114

GUEST CHAIR WITH CASTERS  	168TB	<ul style="list-style-type: none"> <li>• Tufted Back</li> <li>• High Grade Polyurethane Foam</li> <li>• Brass Hooded Dual Wheel Casters</li> </ul>	Chair Width 23.5	GR 1: \$917
			Chair Depth 23	GR 2: \$1001
			Chair Height 32	GR 3: \$1037
			Seat Width 19	GR 4: \$1115
			Seat Depth 16.5	GR 5: \$1235
			Seat Height 17	GR 6: \$1349
			Arm Height 26	GR 7: \$1526
			COM Ydg. 2	GR 8: \$1628
			Ship Wt. 32	GR 9: \$1775
			Cubic Ft. 16.90	GR 10: \$1907
				GR 11: \$2141

**How To Order:**

164TB - IW - Memoir Charm  
 | | |  
 Model # Finish Upholstery

For ordering options, see page 541.  
 For upholstery options, see pages 545-551.

Add 3.75% List Price Increase Effective May 1, 2011

**Seating**

Add 3.75% List Price Increase Effective May 1, 2011

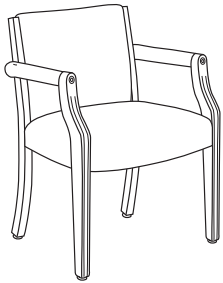
GUEST CHAIR

166

- High Grade Polyurethane Foam

Chair Width 23.5  
 Chair Depth 23  
 Chair Height 32  
 Seat Width 19  
 Seat Depth 16.5  
 Seat Height 17  
 Arm Height 26  
 COM Ydg. 2  
 Ship Wt. 32  
 Cubic Ft. 16.90

GR 1: \$864  
 GR 2: \$948  
 GR 3: \$984  
 GR 4: \$1062  
 GR 5: \$1182  
 GR 6: \$1296  
 GR 7: \$1473  
 GR 8: \$1575  
 GR 9: \$1722  
 GR 10: \$1854  
 GR 11: \$2088



10 Day Ship

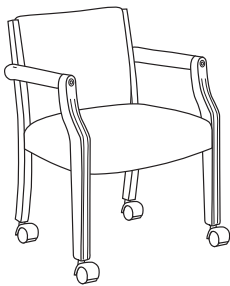
GUEST CHAIR  
WITH CASTERS

168

- High Grade Polyurethane Foam
- Brass Hooded Dual Wheel Casters

Chair Width 23.5  
 Chair Depth 23  
 Chair Height 32  
 Seat Width 19  
 Seat Depth 16.5  
 Seat Height 17  
 Arm Height 26  
 COM Ydg. 2  
 Ship Wt. 32  
 Cubic Ft. 16.90

GR 1: \$889  
 GR 2: \$973  
 GR 3: \$1009  
 GR 4: \$1087  
 GR 5: \$1207  
 GR 6: \$1321  
 GR 7: \$1498  
 GR 8: \$1600  
 GR 9: \$1747  
 GR 10: \$1879  
 GR 11: \$2113



10 Day Ship

Seating


**How To Order:**


164TB - IW - Memoir Charm  
 | | |  
 Model # Finish Upholstery

For ordering options, see page 541.

For upholstery options, see pages 545-551.

For list of IN STOCK fabrics, refer to bottom of page 545.

Item	Model No.	Description	Grade/Price
EXECUTIVE SWIVEL TILT  	184TB	<ul style="list-style-type: none"> <li>• Gas Lift</li> <li>• Swivel Tilt Control with Adjustable Tension Spring</li> <li>• Tufted Back</li> <li>• Brass Nail Trim</li> <li>• High Grade Polyurethane Foam</li> <li>• 5-Star Base with Decorative Hardwood Caps</li> <li>• Brass Hooded Dual Wheel Casters</li> </ul>	Chair Width 28
			GR 1: \$1445
			Chair Depth 26.5
			GR 2: \$1564
			Chair Height 42-46
			GR 3: \$1615
			Seat Width 19
			GR 4: \$1726
			Seat Depth 18.5
			GR 5: \$1896
			Seat Height 16.5-20.5
GR 6: \$2057			
Arm Height 24.5-28.5			
GR 7: \$2308			
COM Ydg. 4.25			
GR 8: \$2452			
Ship Wt. 74			
GR 9: \$2661			
Cubic Ft. 25.84			
GR 10: \$2848			
GR 11: \$3179			

GUEST CHAIR  	186TB	<ul style="list-style-type: none"> <li>• Tufted Back</li> <li>• Brass Nail Trim</li> <li>• High Grade Polyurethane Foam</li> </ul>	Chair Width 28
			GR 1: \$1148
			Chair Depth 30
			GR 2: \$1267
			Chair Height 43.5
			GR 3: \$1318
			Seat Width 19
			GR 4: \$1429
			Seat Depth 18.5
			GR 5: \$1599
			Seat Height 18
GR 6: \$1760			
Arm Height 26.5			
GR 7: \$2011			
COM Ydg. 4.25			
GR 8: \$2155			
Ship Wt. 54			
GR 9: \$2364			
Cubic Ft. 27.71			
GR 10: \$2551			
GR 11: \$2882			

**How To Order:**

184TB - MW - Prelude Blue Heron  
 | | |  
 Model # Finish Upholstery

For ordering options, see page 541.

For a knee tilt control option, see page 542.

For nail trim options, see page 542.

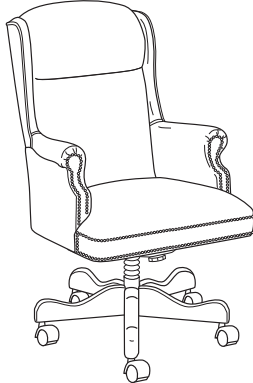
For upholstery options, see pages 545-551.

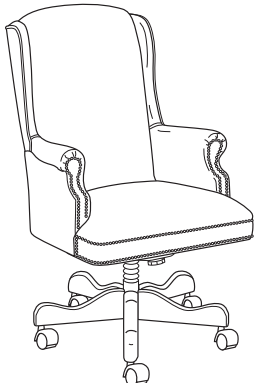
Add 3.75% List Price Increase Effective May 1, 2011


Seapes

Add 3.75% List Price Increase Effective May 1, 2011

Seating

Item	Model No.	Description	Dimensions	Grade/Price
	184PB	<ul style="list-style-type: none"> <li>• Pillow Back</li> <li>• Gas Lift</li> <li>• Swivel Tilt Control with Adjustable Tension Spring</li> <li>• Brass Nail Trim</li> <li>• High Grade Polyurethane Foam</li> <li>• 5-Star Base with Decorative Hardwood Caps</li> <li>• Brass Hooded Dual Wheel Casters</li> </ul>	Chair Width 28	GR 1: \$1450
			Chair Depth 26.5	GR 2: \$1562
			Chair Height 42-46	GR 3: \$1610
			Seat Width 19	GR 4: \$1714
			Seat Depth 18.5	GR 5: \$1874
			Seat Height 16.5-20.5	GR 6: \$2026
			Arm Height 24.5-28.5	GR 7: \$2262
			COM Ydg. 4.0	GR 8: \$2398
			Ship Wt. 74	GR 9: \$2594
			Cubic Ft. 25.84	GR 10: \$2770
				GR 11: \$3082

	184	<ul style="list-style-type: none"> <li>• Gas Lift</li> <li>• Swivel Tilt Control with Adjustable Tension Spring</li> <li>• Brass Nail Trim</li> <li>• High Grade Polyurethane Foam</li> <li>• 5-Star Base with Decorative Hardwood Caps</li> <li>• Brass Hooded Dual Wheel Casters</li> </ul>	Chair Width 28	GR 1: \$1355
			Chair Depth 26.5	GR 2: \$1467
			Chair Height 42-46	GR 3: \$1515
			Seat Width 19	GR 4: \$1619
			Seat Depth 18.5	GR 5: \$1779
			Seat Height 16.5-20.5	GR 6: \$1931
			Arm Height 24.5-28.5	GR 7: \$2167
			COM Ydg. 4.0	GR 8: \$2303
			Ship Wt. 74	GR 9: \$2499
			Cubic Ft. 25.84	GR 10: \$2675
				GR 11: \$2987

	186	<ul style="list-style-type: none"> <li>• Brass Nail Trim</li> <li>• High Grade Polyurethane Foam</li> </ul>	Chair Width 28	GR 1: \$1031
			Chair Depth 30	GR 2: \$1143
			Chair Height 43.5	GR 3: \$1191
			Seat Width 19	GR 4: \$1295
			Seat Depth 18.5	GR 5: \$1455
			Seat Height 18	GR 6: \$1607
			Arm Height 26.5	GR 7: \$1843
			COM Ydg. 4.0	GR 8: \$1979
			Ship Wt. 54	GR 9: \$2175
			Cubic Ft. 27.71	GR 10: \$2351
				GR 11: \$2663

**How To Order:**

184 - MW - Prelude Redwood  
 |        |        |  
 Model # Finish Upholstery

For ordering options, see page 541.

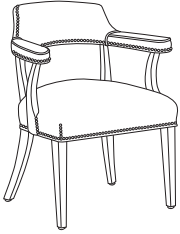
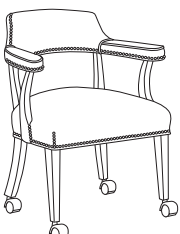
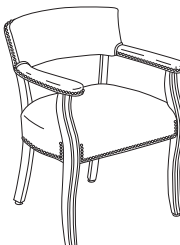
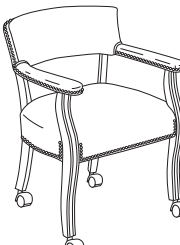
For a knee tilt control option, see page 542.

For nail trim options, see page 542.

For upholstery options, see pages 545-551.

Add 3.75% List Price Increase Effective May 1, 2011

Seapac

Item	Model No.	Description	Dimensions	Grade/Price
	206	<ul style="list-style-type: none"> <li>• Brass Nail Trim</li> <li>• High Grade Polyurethane Foam</li> </ul>	Chair Width 25	GR 1: \$894
			Chair Depth 23	GR 2: \$943
			Chair Height 30	GR 3: \$964
			Seat Width 18	GR 4: \$1010
			Seat Depth 18.5	GR 5: \$1080
			Seat Height 17	GR 6: \$1146
			Arm Height 25	GR 7: \$1249
			COM Ydg. 1.75	GR 8: \$1309
			Ship Wt. 30	GR 9: \$1395
			Cubic Ft. 16.90	GR 10: \$1472
				GR 11: \$1608
				208
Chair Depth 23	GR 2: \$1010			
Chair Height 30	GR 3: \$1031			
Seat Width 18	GR 4: \$1077			
Seat Depth 18.5	GR 5: \$1147			
Seat Height 17	GR 6: \$1213			
Arm Height 26.75	GR 7: \$1316			
COM Ydg. 1.75	GR 8: \$1376			
Ship Wt. 30	GR 9: \$1462			
Cubic Ft. 16.90	GR 10: \$1539			
	GR 11: \$1675			
	226	<ul style="list-style-type: none"> <li>• Brass Nail Trim</li> <li>• High Grade Polyurethane Foam</li> </ul>		
			Chair Depth 23.5	GR 2: \$701
			Chair Height 30	GR 3: \$722
			Seat Width 18	GR 4: \$768
			Seat Depth 18	GR 5: \$838
			Seat Height 18	GR 6: \$904
			Arm Height 24.5	GR 7: \$1007
			COM Ydg. 1.75	GR 8: \$1067
			Ship Wt. 30	GR 9: \$1153
			Cubic Ft. 16.90	GR 10: \$1230
				GR 11: \$1366
				228
Chair Depth 23.5	GR 2: \$719			
Chair Height 30	GR 3: \$740			
Seat Width 18	GR 4: \$786			
Seat Depth 18	GR 5: \$856			
Seat Height 18	GR 6: \$922			
Arm Height 25.125	GR 7: \$1025			
COM Ydg. 1.75	GR 8: \$1085			
Ship Wt. 30	GR 9: \$1171			
Cubic Ft. 16.90	GR 10: \$1248			
	GR 11: \$1384			

**How To Order:**

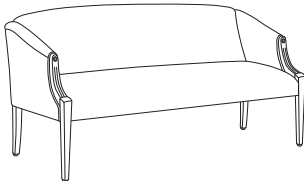


208 - PW - Frame Ultra  
 |        |        |  
 Model # Finish Upholstery

For ordering options, see page 541.

For nail trim options, see page 542.

For upholstery options, see pages 545-551.

Add 3.75% List Price Increase Effective May 1, 2011

Item	Model No.	Description	Dimensions	Grade/Price
	2563	<ul style="list-style-type: none"> <li>High Grade Polyurethane Foam</li> </ul>	Chair Width 69.5	GR 1: \$1869
			Chair Depth 26.5	GR 2: \$2149
			Chair Height 33.5	GR 3: \$2269
			Seat Width 63.5	GR 4: \$2529
			Seat Depth 19.5	GR 5: \$2929
			Seat Height 17	GR 6: \$3309
			Arm Height 26	GR 7: \$3899
			COM Ydg. 10.0	GR 8: \$4239
			Ship Wt. 82	GR 9: \$4729
			Cubic Ft. 55.83	GR 10: \$5169
				GR 11: \$5949
	2562	<ul style="list-style-type: none"> <li>High Grade Polyurethane Foam</li> </ul>	Chair Width 49.5	GR 1: \$1601
			Chair Depth 26.5	GR 2: \$1797
			Chair Height 33.5	GR 3: \$1881
			Seat Width 43.5	GR 4: \$2063
			Seat Depth 19.5	GR 5: \$2343
			Seat Height 17	GR 6: \$2609
			Arm Height 26	GR 7: \$3022
			COM Ydg. 7.0	GR 8: \$3260
			Ship Wt. 63	GR 9: \$3603
			Cubic Ft. 42.57	GR 10: \$3911
				GR 11: \$4457
	256	<ul style="list-style-type: none"> <li>High Grade Polyurethane Foam</li> </ul>	Chair Width 26.5	GR 1: \$1153
			Chair Depth 26.5	GR 2: \$1279
			Chair Height 33.5	GR 3: \$1333
			Seat Width 20.5	GR 4: \$1450
			Seat Depth 19.5	GR 5: \$1630
			Seat Height 17	GR 6: \$1801
			Arm Height 26	GR 7: \$2067
			COM Ydg. 4.5	GR 8: \$2220
			Ship Wt. 42	GR 9: \$2440
			Cubic Ft. 24.03	GR 10: \$2638
				GR 11: \$2989

Seating

**How To Order:**

256 - NM - Acacia Aire  
 | | |  
 Model # Finish Upholstery

For ordering options, see page 541.

For upholstery options, see pages 545-551.