

# PHOENIX

CASEGOODS + TABLE SOLUTIONS



Indiana  
FURNITURE



# A CAREFUL BALANCE OF NEW & OLD.

Crafted in select solids and American veneers, Phoenix's clean, transitional styling is at ease in both contemporary and traditional settings. It is a perfect choice for value-minded companies who want a sophisticated, yet uncomplicated, furniture solution.

Combining new and old in a careful balance allows Phoenix to achieve both functional and timeless beauty. Outfit a broad range of interiors with veneer or laminate worksurfaces, an ample selection of storage components, coordinating tables, and accessories to fully equip personal and shared work spaces.

Phoenix is responsible too. It considers the environment by using renewable and recyclable materials, allowing it to achieve indoor air quality and BIFMA level® certifications, and complies with the mechanical standards that focus on safety and durability to meet BIFMA Compliant® certification.



## Transition to Success.

Phoenix combines the desired mix of quality, function, and design to complement any interior concept. Rich veneers, durable laminates, essential components, and mindful details enable Phoenix to fluidly blend personal and shared work spaces throughout facilities.

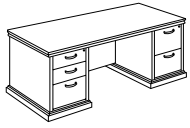
Storage and table elements, like credenzas, bookcases, wardrobes, and occasional tables, are available to complete an office or easily work on their own in a variety of applications.



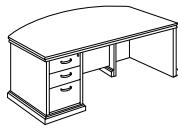


# Statement of Line:

## Standard Components



Double Ped Desks with or without Bow Tops



Single Ped Desks with or without Bow Tops

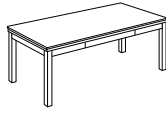
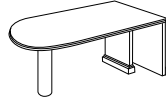
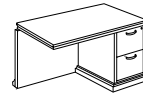


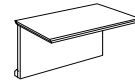
Table Desks



P-Tops and D-Tops



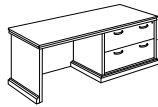
Returns



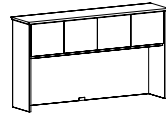
Bridges



Corner Units



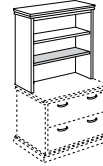
Single Ped, Storage, and Kneespace Credenzas



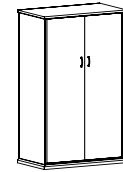
Wall Mount and Surface Mount Hutches



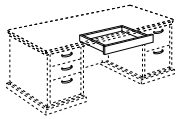
Lateral Filing



Bookcases

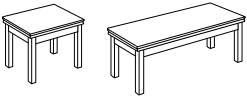


Wardrobes/Storage




Center Drawer

## Tables + Bases



Occasional Tables



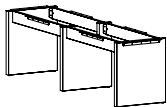
Rectangle Tops



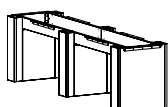
Boat Tops



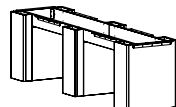
Circular Tops



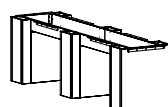
Rectangular Panel Bases with Trough



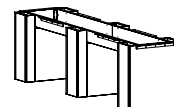
6" Rectangular Bases with Trough



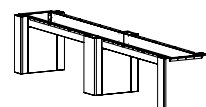
10" Rectangular Bases with Trough



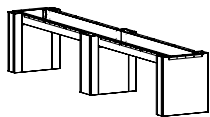
6" Rectangular Accent Bases with Trough



10" Rectangular Accent Bases with Trough



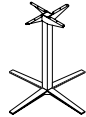
6" + 10" Combo Rectangular Bases with Trough



6" + 10" Combo Rectangular Accent Bases with Trough



Disc Bases



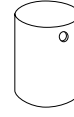
Small and Large X-Bases



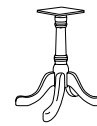
HA Pneumatic X-Base



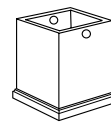
Metal Bases



Cylinder

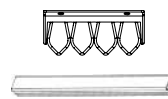
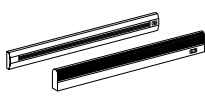
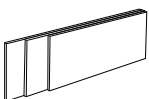


Queen Anne



Square

## Tackboard, Tasklights, Wire Management & Power/Data Accessories



## Details & Options:



### Optional Center Drawer

The optional center drawer with pencil tray offers additional and convenient storage to keep desk tops clutter free.



### Wire Management

Route power and data cables away from desktops for clutter-free workspaces. Grommets are standard in back panels of returns, bridges, credenzas, and hutch units. Silver grommets are available.



### Filing

File drawers feature heavy-duty, full extension slides with a life-time warranty that support heavy loads and provide entire drawer access. Letter width pedestals provide front-to-back filing or legal side-to-side filing.



### Soft-Close Hinges

All doors feature soft-close hinges. Soft-close hinges reduce stress placed on the cabinet when the door is closed and offer a quite closure.

## Surface Materials

### Veneer and Laminate Options

Phoenix models come standard with a Veneer chassis and a Veneer or HPL worksurface.



**Pinnacle Walnut (PNW)**  
Veneer, HPL



**Golden Cherry (GC)**  
Veneer, HPL



**Legacy Walnut (LW)**  
Veneer



**Artisan Walnut (AW)**  
Veneer



**Shaker Cherry (SKC)**  
Veneer, HPL



**Select Cherry (SCH)**  
Veneer, HPL



**Williamsburg Cherry (WC)**  
Veneer, HPL



**Harvest Walnut (HW)**  
Veneer



**Dark Cherry (DC)**  
Veneer



**Mahogany Walnut (MW)**  
Veneer, HPL



**Henna Walnut (HNW)**  
Veneer



**Columbian Walnut (CO)**  
Veneer, HPL



**Dark Forest Walnut (DFW)**  
Veneer



**Espresso (EW/EF)**  
Veneer, HPL



**Metropolis (MTS)**  
Veneer

## Edge Profile:



**Phoenix (O)**

## Pull Options:



**Arc (AAC)**  
Aluminum - 5"



**Arc (BAC)**  
Black - 5"



**Beam (ABM)**  
Aluminum - 10 1/4"



**Beam (BBM)**  
Black - 10 1/4"



**Bow Tie (NBT)**  
Nickel - 5 1/2"



**Bow Tie (BBT)**  
Black - 5 1/2"



**Buckle (ABU)**  
Aluminum - 4 3/4"



**Buckle (BBU)**  
Black - 4 3/4"



**Elite (AEL)**  
Aluminum - 5"



**Elite (BEL)**  
Black - 5"



**Flair (AFL)**  
Aluminum - 5 3/8"



**Flair (CFL)**  
Chrome - 5 3/8"



**Focus (AFC)**  
Aluminum - 4 5/8"



**Focus (BFC)**  
Black - 4 5/8"



**Quadra (AQD)**  
Aluminum - 4"



**Quadra (BQD)**  
Black - 4"





# Indiana FURNITURE

1919 Hospitality Dr., Ste. A  
PO Box 270  
Jasper, Indiana 47547-0270

Tel 812.482.5727  
Toll 800.422.5727  
Fax 812.482.9035  
sales@indianafurniture.com  
www.indianafurniture.com

