

# Vive Seating

## Technical Specifications

### Construction & Materials

- Frame:** Kiln-dried, solid European Beech hardwood and structurally engineered plywood; joints are double doweled, screwed, and glued for maximum strength and durability.
- Seat:** High gauge sinuous springs or high quality resilient sheet webbing fastened underneath polyurethane foam. High grade foam that is 2 ¼" thick in the seat and 1 ½" thick in the back. Foam is contoured to fit the frame and fastened in place.
- Finish:** Multi-step catalyzed varnish hand-finishing process is used on all exposed wood frames.

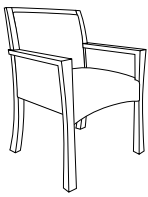
### Features

- Two arm styles, open or closed, effortlessly integrates style and comfort.
- Classic design and flared leg design is available with casters or without.
- Available in single or contrasting upholsteries. Seams are sewn with a double stitch to add to the overall clean aesthetic.
- A broad range of upholstery, leather, and finish options. Get inspired at [www.indianafurniture.com/resources/surface-material](http://www.indianafurniture.com/resources/surface-material).

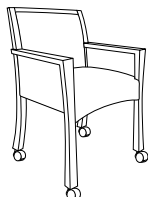
### Certifications & Compliance

- ETL Environmental Certification for compliance with VOC emission concentrations
- BIFMA level® Certified for environmentally-preferable and socially-responsible office furniture
- Meets or exceeds ANSI/BIFMA performance standards

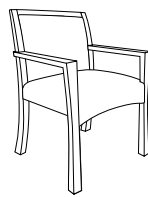
### Dimensions



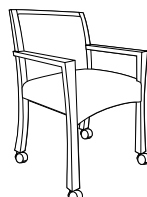
**316**  
Closed Arm  
No Casters



**318**  
Closed Arm  
Casters



**326**  
Open Arm  
No Casters



**328**  
Open Arm  
Casters

<b>Seat Width</b>	20¼"	<b>Seat Depth</b>	19"	<b>Seat Hgt</b>	18¼"	<b>Arm Hgt</b>	25½"	<b>Ship Wgt</b>	30lbs
<b>Chair Width</b>	25"	<b>Chair Depth</b>	26¾"	<b>Chair Hgt</b>	34½"	<b>Cubes</b>			16.90

